



# NEW YORK STATE (\*EXCLUDING NEW YORK CITY) EMERGENCY DEPARTMENT SURVEILLANCE OF NONFATAL SUICIDE-RELATED OUTCOMES (ED-SNSRO) 2021 ANNUAL BRIEF

The Centers for Disease Control and Prevention (CDC) funds the ED-SNSRO cooperative agreement to help states increase the timeliness of surveillance of nonfatal suicide-related outcomes. The goal is to collect and disseminate high quality, complete, and timely syndromic surveillance data on nonfatal suicide including nonfatal self-harm, suicide attempt, suicidal ideation, and intentional drug/opioid overdose. New York State Department of Health (NYSDOH) aims to rapidly track and respond to changing patterns in suicide within each county in New York State, excluding New York City (NYC) by collaborating with counties for suicide prevention and crisis response.

**Syndromic Surveillance:** Emergency department (ED) syndromic surveillance is based upon ED patient chief complaints and diagnosis codes that are electronically submitted to NYSDOH from NYS participating hospital EDs (99% or 133 of 134, excluding NYC and Veteran Affairs hospital EDs). Custom software reads the chief complaint and diagnosis code fields of every patient record and searches for disease or medical condition related words, phrases, symptoms, and diagnosis codes. When a match occurs, the record is assigned to one or multiple syndromes. A syndrome is defined as a disease or medical condition characterized by a set of symptoms and diagnosis codes. Nonfatal suicide is 1 of the 17 NYSDOH recorded syndromes. \*NYC syndromic surveillance is collected by the NYC Department of Health and Mental Hygiene.

For more information, please visit the NYSDOH website: [www.health.ny.gov/statistics/prevention/injury\\_prevention/suicide\\_selfinflicted.htm](http://www.health.ny.gov/statistics/prevention/injury_prevention/suicide_selfinflicted.htm) or contact [suicideprevention@health.ny.gov](mailto:suicideprevention@health.ny.gov)

If you or someone you know is in crisis, please **text GOTS** to **741-741** to connect with a Crisis Text Line counselor or call the National Suicide Prevention Lifeline at **1-800-273-8255**

The CDC indicated a 48% decline in overall ED visits in the New York/New Jersey region during the early COVID-19 pandemic. Numbers reported during this time may have been impacted by increased SARS-CoV-2 transmission risk and public concerns about visiting the ED during the pandemic, and use of virtual visits (CDC, June 2020).

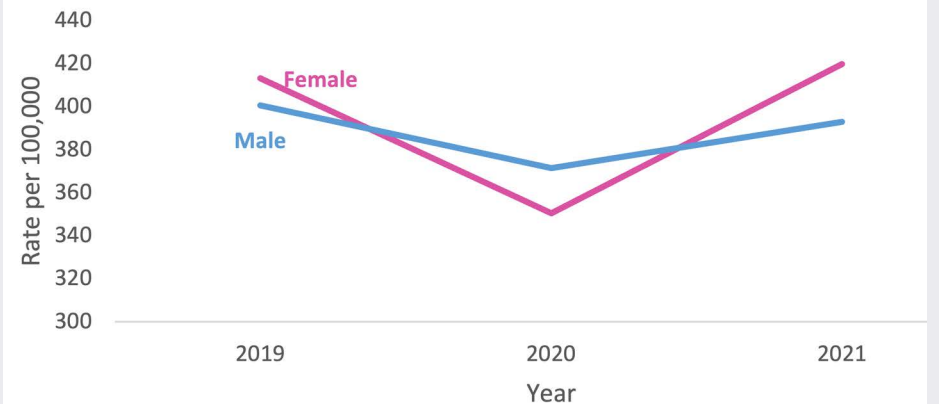
**TABLE 1: GENDER (self-identified)**

YEAR	2019	2020	2021
Gender	Frequency **Rate	Frequency Rate	Frequency Rate
Female	22,611 413.4	19,728 350.4	23,645 419.9
Male	22,642 400.7	20,256 371.5	21,436 393.1
Unknown	25 N/A	24 N/A	28 N/A
<b>Total:</b>	45,278	40,004	45,109
<b>Total Pop.:</b>	11,120,206	11,083,563	**11,083,563

"Unknown" variable excluded from Figure 1

**FIGURE 1**

## Suicide Syndrome Rates by Gender



\*Information for the New York City Department of Health and Mental Hygiene syndromic surveillance can be found at <https://a816-health.nyc.gov/hdi/epiquery/visualizations?PageType=ps&PopulationSource=Syndromic>

\*\*Rates are per 100,000 population of NYS (excluding NYC) determined via [www.cdc.gov/nchs/nvss/bridged\\_race.htm](http://www.cdc.gov/nchs/nvss/bridged_race.htm). 2021 census population numbers are projected from 2020.

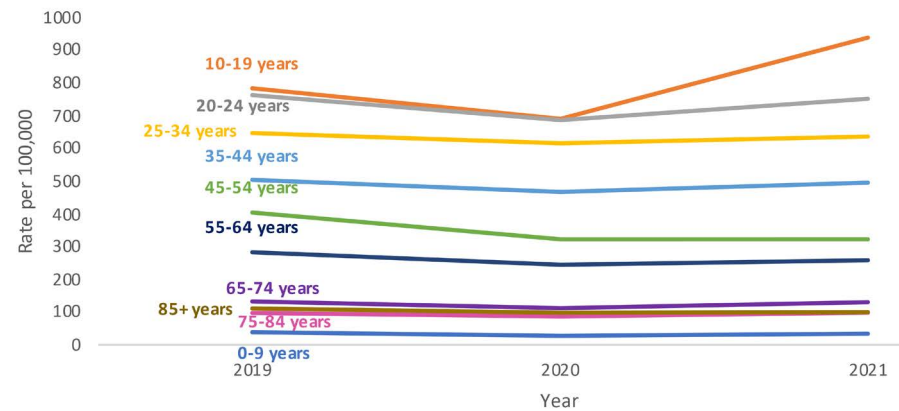
Rates and frequencies included only reflect 99% of participating ED facility data and do not reflect fatalities, suicide-related cases not reported to New York State (excluding NYC) EDs.

**TABLE 2: AGE**

YEAR	2019	2020	2021
Age group (In years)	Frequency **Rate	Frequency Rate	Frequency Rate
0-9	480 38.7	339 27.6	397 32.3
10-19	10,853 780.0	9,472 689.7	12,874 937.4
20-24	5,728 762.0	5,092 685.8	5,567 749.7
25-34	8,951 646.3	8,497 615.1	8,800 637.0
35-44	6,513 503.5	6,084 466.7	6,472 496.5
45-54	5,830 403.8	4,510 322.1	4,538 324.1
55-64	4,518 282.7	3,892 244.4	4,072 255.7
65-74	1,515 132.5	1,317 112.0	1,534 130.4
75-84	578 97.4	524 86.6	576 95.1
85+	312 111.2	281 100.6	279 99.9

**FIGURE 2**

**Suicide Syndrome Rates by Age Groups**

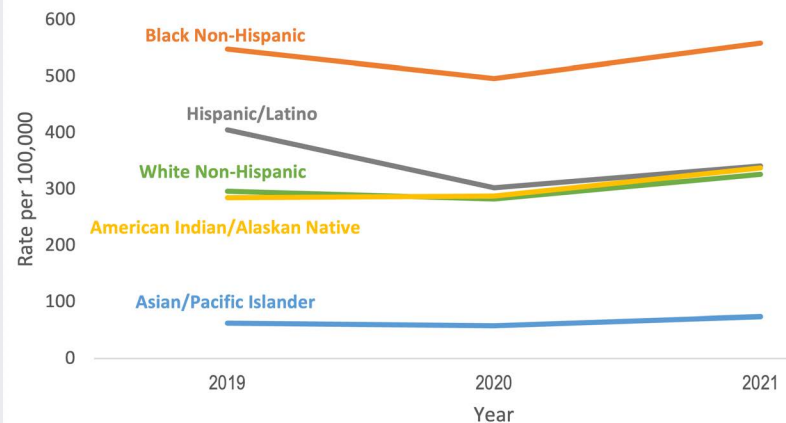


**TABLE 3: RACE/ETHNICITY**

YEAR	2019	2020	2021
Race/Ethnicity	Frequency **Rate	Frequency Rate	Frequency Rate
White non-Hispanic	24,232 296.3	22,908 282.8	26,469 326.8
Black non-Hispanic	5,785 548.3	5,271 496.3	5,934 558.8
Hispanic/Latino	5,370 405.4	4,078 302.5	4,602 341.3
American Indian/ Alaskan Native	125 284.9	127 288.0	149 337.9
Asian/Pacific Islander	327 62.9	309 58.3	394 74.4
Multiracial/ Other	2,755 N/A	2,461 N/A	2,926 N/A
Not stated	6,684 N/A	4,854 N/A	4,635 N/A

**FIGURE 3**

**Suicide Syndrome Rates by Race/Ethnicity**



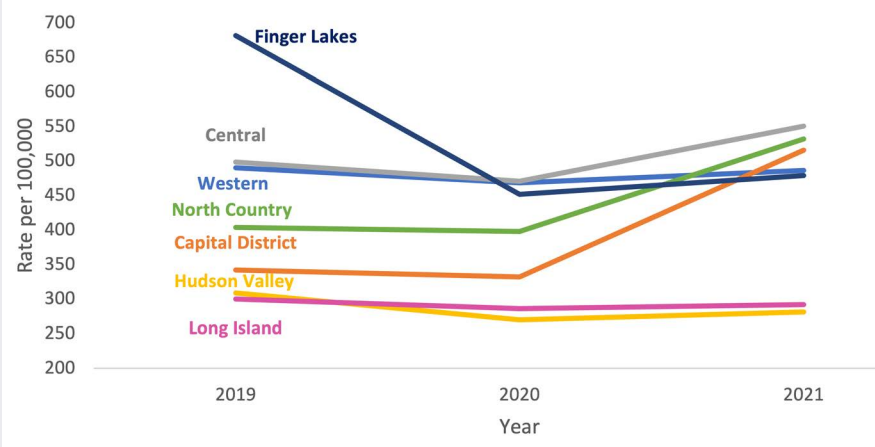
Bridged race data was used to calculate rates. "Multiracial/Other" and "Missing" variables excluded from figure

**TABLE 4: REGION**

YEAR	2019	2020	2021
***Region	Frequency **Rate	Frequency Rate	Frequency Rate
<b>Western</b>	7,430 490.5	7,078 468.9	7,347 486.7
<b>Capital District</b>	4,515 342.5	4,364 332.1	6,781 516.0
<b>Central</b>	7,915 498.8	7,426 470.9	8,688 550.9
<b>Hudson Valley</b>	7,184 308.9	6,268 269.9	6,540 281.6
<b>Long Island</b>	8,509 300.2	8,088 286.2	8,253 292.1
<b>North Country</b>	1,128 403.8	1,107 398.0	1,481 532.4
<b>Finger Lakes</b>	8,597 681.8	5,677 451.8	6,019 479.0

**FIGURE 4**

Suicide Syndrome Rates by Regions



\*\*Rates are per 100,000 population of NYS (excluding NYC) determined via [www.cdc.gov/nchs/nvss/bridged\\_race.htm](http://www.cdc.gov/nchs/nvss/bridged_race.htm). 2021 census population numbers are projected from 2020. Rates and frequencies included only reflect 99% of participating ED facility data and do not reflect fatalities or suicide-related cases not reported to New York State (excluding NYC) EDs.

\*\*\*Region counties (Greene, Hamilton, Seneca, Tioga, and Washington counties do not have an ED facility):

**Western:** Allegany, Cattaraugus, Chautauqua, Erie, Genesee, Niagara, Orleans, Wyoming

**Capital District:** Albany, Columbia, Delaware, Fulton, Greene, Montgomery, Otsego, Rensselaer, Saratoga, Schenectady, Schoharie, Warren, Washington

**Central:** Cayuga, Chenango, Cortland, Herkimer, Jefferson, Lewis, Madison, Oneida, Onondaga, Oswego, Tioga, Tompkins

**Hudson Valley:** Dutchess, Orange, Putnam, Rockland, Sullivan, Ulster, Westchester

**Long Island:** Nassau, Suffolk

**North Country:** Clinton, Essex, Franklin, Hamilton, St. Lawrence

**Finger Lakes:** Chemung, Livingston, Monroe, Ontario, Schuyler, Seneca

**This publication was made possible by Emergency Department Surveillance of Nonfatal Suicide-Related Outcomes (ED-SNSRO) cooperative agreement number NU17CE0100011 from the Centers for Disease Control and Prevention (CDC). Its contents are solely the responsibility of the authors at the New York State Department of Health and do not necessarily represent the official views of the CDC.**