

BRFSS Brief

Number 2021-06

The Behavioral Risk Factor Surveillance System (BRFSS) is an annual statewide telephone survey of adults developed by the Centers for Disease Control and Prevention and administered by the New York State Department of Health. The BRFSS is designed to provide information on behaviors, risk factors, and utilization of preventive services related to the leading causes of chronic and infectious diseases, disability, injury, and death among the noninstitutionalized, civilian population aged 18 years and older.

Diabetes

New York State Adults, 2018

Introduction and Key Findings

Diabetes is a chronic disease in which blood sugar (glucose) levels are above normal. Normally, cells in the body access the energy stored in glucose, a form of sugar created from the digestion of food, through a chemical process involving the hormone insulin. In people with diabetes, this process is impaired. In persons with type 1 diabetes, the pancreas fails to produce insulin, and in those with type 2 diabetes, the cells of the body become resistant to insulin.¹ Type 2 diabetes accounts for about 90% to 95% of all diagnosed cases of diabetes, and type 1 diabetes accounts for about 5%.² Both type 1 and type 2 diabetes are characterized by high blood sugar or hyperglycemia. Over time, high blood sugar damages nerves and blood vessels, leading to complications such as heart disease, stroke, blindness, kidney disease, and amputations. Other complications of diabetes may include increased susceptibility to other diseases, loss of mobility with aging, depression and problems during pregnancy.³

The risk factors for type 2 diabetes include both characteristics that cannot be modified, including race, ethnicity, family history and age, and behavioral and lifestyle characteristics that can be modified, including sedentary behavior, eating habits and the management of other chronic conditions. Diabetes is not only common, it is also a very costly disease. Medical expenditures for people with diagnosed diabetes are more than double those for people without diabetes.⁴

Key Findings

An estimated 1.7 million adult New Yorkers (11.0%) have diagnosed diabetes. The prevalence of diabetes is significantly higher among black non-Hispanic adults (14.5%) and other non-Hispanic adults (14.8%) than among non-Hispanic white adults (9.2%) or Hispanic adults (11.0%). Adults with obesity are significantly more likely to report being diagnosed with diabetes (19.2%) compared to adults with overweight (10.9%) or with neither overweight nor obesity (5.4%). Diabetes is more prevalent among adults receiving Medicare (23.6%) or Medicaid (11.5%) than among those with private insurance (7.6%) and is more common among older adults, adults with lower household incomes and educational attainment, and adults living with a disability.

BRFSS questions

Diagnosed diabetes

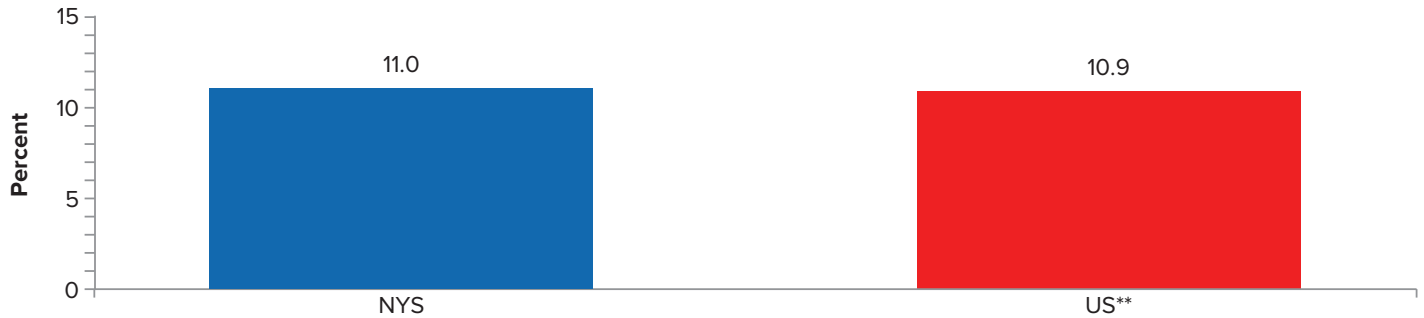
1. Have you ever been told by a doctor that you have diabetes?

[If “yes” and respondent is female, ask:]

2. Was this only when you were pregnant?

Gestational (pregnancy-related) diabetes, prediabetes, and borderline diabetes were not counted as diabetes cases in the calculation of prevalence estimates.

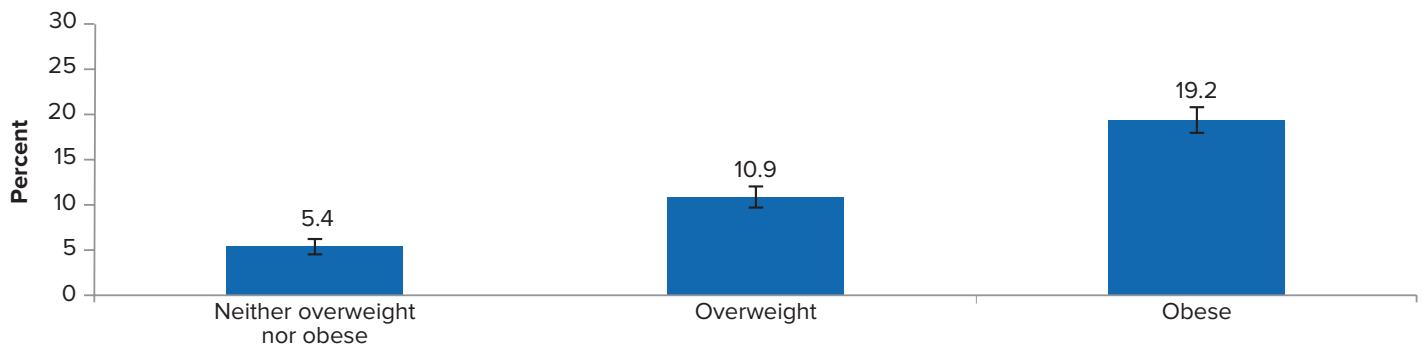
Figure 1. Diabetes* among US and New York State adults, BRFSS 2018



*Does not include reported gestational diabetes, prediabetes, or borderline diabetes.

**Median percent; includes data from all 50 states and the District of Columbia.

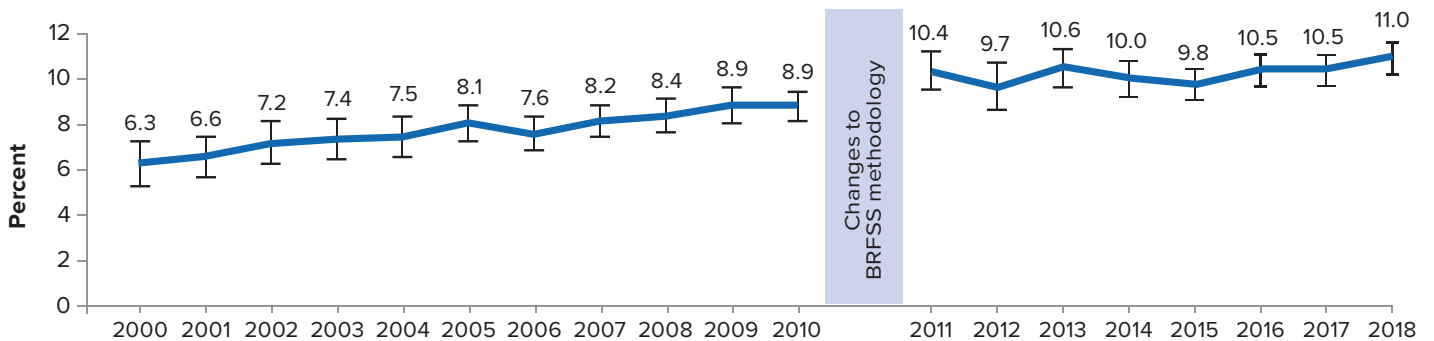
Figure 2. Diabetes* among New York State adults, by Body Mass Index (BMI) category, BRFSS 2018



*Does not include reported gestational diabetes, prediabetes, or borderline diabetes.

Note: Error bars represent 95% confidence intervals.

Figure 3. Diabetes* among New York State adults by BRFSS survey year, 2000-2018**



*Does not include reported gestational diabetes, prediabetes, or borderline diabetes.

**Data from 2011-2017 are not comparable to prior years because of changes to the BRFSS methods in 2011. See the following link for more information on these changes: http://www.cdc.gov/mmwr/preview/mmwrhtml/mm6122a3.htm?s_cid=mm6122a3_w

Note: Error bars represent 95% confidence intervals.

Diabetes^a Among New York State Adults: 2018 BRFSS

	% ^b	95% CI ^b
Total New York State (NYS) [n=35,767]	11.0	10.3 - 11.6
Sex		
Male	11.9	11.0 - 12.8
Female	10.1	9.2 - 10.9
Age (years)		
18-24	1.1	0.5 - 1.6
25-34	1.7	1.1 - 2.3
35-44	5.2	4.1 - 6.3
45-54	10.1	8.7 - 11.4
55-64	18.1	16.3 - 20.0
65+	24.4	22.5 - 26.4
Race/ethnicity		
White, non-Hispanic	9.2	8.6 - 9.8
Black, non-Hispanic	14.5	12.6 - 16.3
Hispanic	11.0	9.3 - 12.7
Other, non-Hispanic	14.8	11.9 - 17.7
Annual household income		
<\$25,000	15.5	13.9 - 17.0
\$25,000-\$49,999	12.5	10.9 - 14.1
\$50,000 and greater	7.7	6.9 - 8.5
Missing ^c	11.7	10.3 - 13.2
Educational attainment		
Less than high school	17.7	15.3 - 20.2
High school or GED	12.2	11.0 - 13.4
Some post-high school	10.5	9.3 - 11.7
College graduate	7.2	6.5 - 8.0
Body Mass Index (BMI) category		
Neither overweight nor obese	5.4	4.5 - 6.2
Overweight	10.9	9.8 - 12.1
Obese	19.2	17.7 - 20.6
Health care coverage type		
Private	7.6	6.9 - 8.4
Medicare	23.6	21.6 - 25.7
Medicaid	11.5	9.8 - 13.2
Other insurance ^d	14.4	11.1 - 17.8
Not insured	6.1	4.8 - 7.5
Disability status^e		
Yes	21.5	19.8 - 23.1
No	7.1	6.5 - 7.7
Region		
New York City (NYC)	11.7	10.5 - 12.8
NYS exclusive of NYC	10.4	9.8 - 11.1

^a Does not include reported gestational diabetes, prediabetes, or borderline diabetes.

^b % = weighted percentage; CI = confidence interval.

^c "Missing" category included because more than 10% of the sample did not report income.

^d Includes TRICARE, VA/Military, and Indian Health Services.

^e All respondents who reported at least one type of disability (cognitive, mobility, vision, self-care, independent living or deafness).

References

1. National Institute of Diabetes and Digestive and Kidney Diseases, National Institutes of Health. Diabetes Overview: What is Diabetes? Available at: <https://www.niddk.nih.gov/health-information/diabetes/overview/what-is-diabetes>. Accessed September 26, 2018.
2. Centers for Disease Control and Prevention. Type 2 Diabetes. Available at <https://www.cdc.gov/diabetes/basics/type2.html>. Accessed August 8, 2019.
3. National Institute of Diabetes and Digestive and Kidney Diseases, National Institutes of Health. Diabetes Overview: Preventing Diabetes Problems. Available at: <https://www.niddk.nih.gov/health-information/diabetes/overview/preventing-problems>. Accessed September 26, 2018.
4. American Diabetes Association. Economic Costs of Diabetes in the U.S. in 2017. Diabetes Care 2018;41(5):917-928. Available from <https://care.diabetesjournals.org/content/41/5/917>

Program Contributions

New York State Department of Health
Bureau of Chronic Disease Evaluation and Research
Bureau of Community Chronic Disease Prevention

Order Information

Copies may be obtained by contacting:

BRFSS Coordinator
New York State Department of Health
Bureau of Chronic Disease Evaluation and Research
Empire State Plaza
Corning Tower, Rm. 1070
Albany, NY 12237-0679

Or by phone or electronic mail:

(518) 473-0673
or
BRFSS@health.ny.gov
or
www.health.ny.gov



**Department
of Health**