



New York Department of Health
Delivery System Reform Incentive
Payment (DSRIP) Program

DSRIP Scoring Summary:

*Richmond University Medical Center & Staten Island
University Hospital PPS*

February 17 - 20, 2015



Table of Contents

PPS Informational Page and Proposal Overview3

Projects Selected – Summary Table.....4

Organizational and Project Scoring Summary Tables5

Organizational Component Scores5

Project Scores.....6

Final Application Score Calculation7

Organizational Component – Narrative Summary8

Bonus Component – Organizational Summary 11

Project Scoring Narrative Summaries12

Project 2.a.iii 12

Project 2.b.iv 13

Project 2.b.vii 14

Project 2.b.viii 15

Project 2.d.i 16

Project 3.a.i 17

Project 3.a.iv 18

Project 3.c.i 19

Project 3.g.ii 20

Project 4.a.iii 21

Project 4.b.ii 22



PPS Informational Page and Proposal Overview

PPS Name: Richmond University Medical Center & Staten Island University Hospital PPS

PPS Lead Organization: Staten Island University Hospital & Richmond University Medical Center

PPS Service Counties: Richmond

Total Attributed Population: 68,693

Goals of the PPS:

1. Develop an infrastructure that achieves transformation by investing in technology, tools, and human resources.
2. Expand access to the appropriate level of care and reduce barriers to care for all patients.
3. Expand outpatient and community services to reduce avoidable hospital/Emergency Department use.
4. Improve the overall health of the community on Staten Island.
5. Improve coordination of care / develop an integrated network.
6. Improve care management for high risk patients, including patients with chronic acute and behavioral conditions.
7. Develop population health care capacity.
8. Integrate technology to allow for the secure exchange of health information across PPS providers.
9. Reduce per person costs for providing care.
10. Engage the uninsured and low utilizing Medicaid patients and connect them to care.
11. Implement innovative and evidence based care models throughout the care continuum.
12. Implement learning collaboration between PPS partners for sharing best practices across the system.

Network Composition:

Provider Types	Total Providers in Network
Primary Care Physicians	133
Non-PCP Practitioners	435
Hospitals	5
Clinics	17
Health Home / Care Management	8
Behavioral Health	54
Substance Abuse	12
Skilled Nursing Facilities / Nursing Homes	10
Pharmacy	2
Hospice	6
Community Based Organizations	4
All Other	307



Projects Selected – Summary Table

Project Selection	Project Title	Index Score	Number of PPS' Pursuing Project	% of PPS' Selecting Project
2.a.iii	Health Home At-Risk Intervention Program: Proactive management of higher risk patients not currently eligible for Health Homes through access to high quality primary care and support services	46	10	40%
2.b.iv	Care transitions intervention model to reduce 30 day readmissions for chronic health conditions	43	17	68%
2.b.vii	Implementing the INTERACT project (inpatient transfer avoidance program for SNF)	41	7	28%
2.b.viii	Hospital-Home Care Collaboration Solutions	45	7	28%
2.d.i	Implementation of Patient Activation Activities to Engage, Educate and Integrate the uninsured and low/non-utilizing Medicaid populations into Community Based Care	56	14	56%
3.a.i	Integration of primary care and behavioral health services	39	25	100%
3.a.iv	Development of Withdrawal Management (e.g., ambulatory detoxification, ancillary withdrawal services) capabilities and appropriate enhanced abstinence services within community-based addiction treatment programs	36	4	16%
3.c.i	Evidence-based strategies for disease management in high risk/affected populations (adults only)	30	10	40%
3.g.ii	Integration of palliative care into nursing homes	25	2	8%
4.a.iii	Strengthen Mental Health and Substance Abuse Infrastructure across Systems	20	13	52%
4.b.ii	Increase Access to High Quality Chronic Disease Preventive Care and Management in Both Clinical and Community Settings (Note: This project targets chronic diseases that are not included in domain 3, such as cancer)	17	11	44%
	Cumulative Index Score	398		
	PPS Rank by Cumulative Index Score	12		

Organizational and Project Scoring Summary Tables

Organizational Component Scores

Please note, the organizational component score is worth 30% of the final score with the Project score representing 70% of the overall score for each DSRIP project.

Section Points Possible		Reviewer Scores						Subjective Scores				Objective Score	Final Org Score ²
Section	Points Possible	1	2	3	4	5	6	Median	Average	Trimmed Average	Selected Subjective Score ¹	Workforce Score	
Executive Summary	Pass/Fail	Pass	Pass	Pass	Pass	Pass	Pass	Pass	Pass	Pass	Pass	N/A	Pass
Governance	25	22.85	24.23	24.23	23.02	19.25	25.00	23.63	23.10	23.87	23.87	N/A	23.87
Community Needs Assessment	25	23.75	22.50	24.58	23.33	24.58	21.46	23.54	23.37	23.75	23.75	N/A	23.75
Workforce Strategy	20	15.50	15.83	16.00	15.83	14.02	16.00	15.83	15.53	15.83	15.83	2.67	18.50
Data Sharing, Confidentiality & Rapid Cycle Evaluation	5	3.44	4.17	4.56	4.17	3.89	4.44	4.17	4.11	4.24	4.24	N/A	4.24
PPS Cultural Competency/Health Literacy	15	12.50	14.17	15.00	15.00	15.00	15.00	15.00	14.44	14.83	15.00	N/A	15.00
DSRIP Budget & Flow of Funds	Pass/Fail	Pass	Pass	Pass	Pass	Pass	Pass	Pass	Pass	Pass	Pass	N/A	Pass
Financial Sustainability Plan	10	7.04	9.44	10.00	10.00	9.63	10.00	9.81	9.35	9.81	9.81	N/A	9.81
												Total	95.18

¹ **Selected Subjective Score** is the highest of the median, average, and trimmed average

² **Final Org Score** is the sum of the *Selected Subjective Score* and *Workforce Score*

Project Scores

Please note, the project scores are worth 70% of the final score with the Organizational score representing 30% of the overall score for each DSRIP project.

Points Possible		Reviewer Scores						Subjective Scores				Objective Scores		Total Project Score ²
Project #	Subjective Points Possible	1	2	3	4	5	6	Median	Average	Trimmed Average	Selected Subjective Score ¹	Scale Score	Speed Score	
2.a.iii	20	20.00	20.00	20.00	20.00	20.00	20.00	20.00	20.00	20.00	20.00	25.28	35.00	80.28
2.b.iv	20	20.00	20.00	18.33	20.00	16.67	20.00	20.00	19.17	19.67	20.00	22.68	40.00	82.68
2.b.vii	20	20.00	20.00	20.00	20.00	16.67	20.00	20.00	19.44	20.00	20.00	24.81	34.64	79.46
2.b.viii	20	20.00	20.00	20.00	20.00	15.00	20.00	20.00	19.17	20.00	20.00	23.07	38.33	81.40
2.d.i	20	20.00	20.00	18.33	20.00	20.00	20.00	20.00	19.72	20.00	20.00	30.00	36.00	86.00
3.a.i	20	20.00	20.00	20.00	20.00	16.67	20.00	20.00	19.44	20.00	20.00	24.98	35.00	79.98
3.a.iv	20	20.00	20.00	20.00	20.00	15.00	20.00	20.00	19.17	20.00	20.00	26.05	38.75	84.80
3.c.i	20	20.00	20.00	20.00	20.00	16.67	20.00	20.00	19.44	20.00	20.00	28.53	35.00	83.53
3.g.ii	20	20.00	20.00	20.00	20.00	15.00	20.00	20.00	19.17	20.00	20.00	29.20	40.00	89.20
4.a.iii	100	86.67	93.33	100.00	93.33	93.33	100.00	93.33	94.44	96.00	96.00	0.00	0.00	96.00
4.b.ii	100	86.67	93.33	100.00	100.00	86.67	100.00	96.67	94.44	94.44	96.67	0.00	0.00	96.67

¹ **Selected Subjective Score** is the highest of the median, average, and trimmed average

² **Total Project Score** is the sum of *Selected Subjective Score*, *Scale Score*, and *Speed Score*

Final Application Score Calculation
 30% Organizational Score, 70% Project Score + Bonuses

Project #	Organizational Score	Weighted Organizational Score (0.3)	Project Score	Weighted Project Score (0.7)	Bonus (2.a.i IDS)	Bonus (Workforce)	Bonus (2.d.i Project)	Final Application Score
2.a.iii	95.18	28.55	80.28	56.19	N/A	0.00	TBD	84.75
2.b.iv	95.18	28.55	82.68	57.87	N/A	0.00	TBD	86.43
2.b.vii	95.18	28.55	79.46	55.62	N/A	0.00	TBD	84.17
2.b.viii	95.18	28.55	81.40	56.98	N/A	0.00	TBD	85.53
2.d.i	95.18	28.55	86.00	60.20	N/A	0.00	TBD	88.75
3.a.i	95.18	28.55	79.98	55.99	N/A	0.00	TBD	84.54
3.a.iv	95.18	28.55	84.80	59.36	N/A	0.00	TBD	87.92
3.c.i	95.18	28.55	83.53	58.47	N/A	0.00	TBD	87.03
3.g.ii	95.18	28.55	89.20	62.44	N/A	0.00	TBD	90.99
4.a.iii	95.18	28.55	96.00	67.20	N/A	0.00	TBD	95.75
4.b.ii	95.18	28.55	96.67	67.67	N/A	0.00	TBD	96.22

Organizational Component – Narrative Summary

Section	Subjective Points	Points Possible	Strengths	Comments
Executive Summary	Pass	Pass/Fail	<ul style="list-style-type: none"> • PPS' Executive Summary received passing evaluation from all scorers 	
Governance	23.87	25	<ul style="list-style-type: none"> • Response provides sufficient information on how the governance structure will ensure adequate governance and management of the program • Response provides sufficient information on how the governance structure will ensure adequate clinical governance • Response clearly outlines mechanisms for addressing compliance problems related to the PPS' operations and performance • Response adequately outlines the PPS' process for sanctioning or removing a poorly performing member of the network, in accordance with the standard terms and conditions of the waiver 	<ul style="list-style-type: none"> • Conflict resolution process should have additional details regarding how the issue will be resolved, by which committee, and where ultimate authority resides • Response describes the types of information that will be disseminated, not the process of how the PPS will engage all stakeholders • Narrative does not affirmatively state compliance with Social Services Law 363-d
Community Needs Assessment	23.75	25	<ul style="list-style-type: none"> • Response clearly describes information and data sources leveraged to conduct the C.N.A. • Response sufficiently describes the existing healthcare infrastructure and environment, including the number and types of healthcare providers available to the PPS 	<ul style="list-style-type: none"> • Statistics are not provided for the following: disability, education, employment, and those institutionalized • High risk pregnancies and birth defects are not addressed • Drinking and physical inactivity not discussed • The response does not clearly address utilization rates of hospital and nursing home beds, but does provide beds per capita

Section	Subjective Points	Points Possible	Strengths	Comments
Workforce Strategy	15.83	20	<ul style="list-style-type: none"> • Response successfully summarizes how existing workers will be impacted by possible staff redeployment, retraining, and reductions to workforce • Response sufficiently describes PPS' strategy to minimize negative impact to the workforce, including the identification of training, re-deployment, and recruiting plans • Response adequately describes workforce shortages that may impact PPS' ability to achieve program goals • Response sufficiently describes the process for retraining identified employees and job functions • Response sufficiently describes the process by which identified employees and job functions will be redeployed 	<ul style="list-style-type: none"> • Response doesn't clearly state whether a redeployment is voluntary
Data Sharing, Confidentiality, and Rapid Cycle Evaluation	4.24	5	<ul style="list-style-type: none"> • Response successfully identifies the organizational unit within the organizational structure that will be accountable for reporting results and making recommendations on actions requiring further investigation into PPS performance 	<ul style="list-style-type: none"> • Response does not explain how the PPS will have or develop an ability to share patient information in real time • Response does not describe a plan to develop appropriate data sharing arrangement amongst its organizations • Response does not provide details on the data sources the PPS intends to use or examples of the metrics used to address partner performance or quality improvement
Cultural Competency/Health Literacy	15.00	15	<ul style="list-style-type: none"> • Response adequately captures the identified cultural competency challenges which the PPS must address to ensure success • Response effectively describes the ongoing processes the PPS will implement to develop a culturally competent organization and a culturally responsive system of care 	<ul style="list-style-type: none"> • The response does not include a commitment to contract with CBOs



Section	Subjective Points	Points Possible	Strengths	Comments
DSRIP Budget & Flow of Funds	Pass	Pass/Fail	<ul style="list-style-type: none"> PPS received passing evaluations in all five Budget & Flow of Funds categories from all scorers 	
Financial Sustainability Plan	9.81	10	<ul style="list-style-type: none"> Response articulates the PPS' vision for transforming to value based reimbursement methodologies and engaging Medicaid managed care organizations in this process 	<ul style="list-style-type: none"> Response does not clearly define how payment transformation plans will achieve DSRIP goals while ensuring financial sustainability for fragile safety net providers
Final Organizational Score	95.18	100		

Bonus Component – Organizational Summary

Section	Subjective Points	Points Possible	Strengths	Comments
Bonus Points – Population Health Management	N/A	3		<ul style="list-style-type: none"> Did not pursue 2.a.i
Bonus Points – Workforce	0	3		<ul style="list-style-type: none"> The PPS does not intend to contract with a workforce strategy vendor
Bonus Points – 2.d.i	TBD	TBD	<ul style="list-style-type: none"> PPS is pursuing project 2.d.i 	



Project Scoring Narrative Summaries

Project 2.a.iii

PPS Name: Richmond University Medical Center & Staten Island University Hospital PPS

DSRIP Project Number: 2.a.iii

DSRIP Project Title: Health Home At-Risk Intervention Program: Proactive management of higher risk patients not currently eligible for Health Homes through access to high quality primary care and support services

Number of PPS' Pursuing This Project: 10

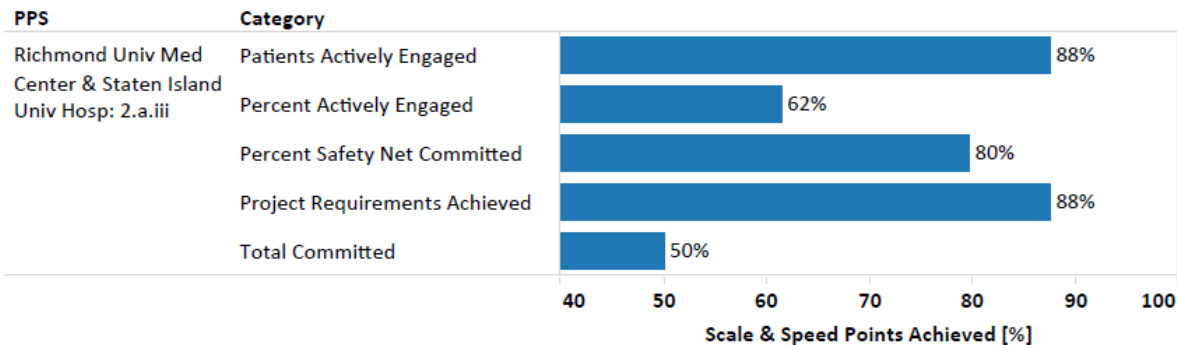
Final Application Score
84.75

Individual Project Score:

Subjective Points	Points Possible	Strengths	Comments
20.00	20	<ul style="list-style-type: none"> Response provides a sufficient summary of the current assets/resources to be mobilized to help this project meet the needs of the community Response sufficiently identifies project challenges or anticipated issues the PPS will encounter in implementing this project and describes how these challenges will be appropriately addressed 	<ul style="list-style-type: none"> No significant weakness identified for the project

Project Scale and Speed:

PPS	Category	PPS Submission	Points Achieved	Possible Points
Richmond Univ Med Center & Staten Island Univ Hosp: 2.a.iii	Patients Actively Engaged	DY3 Q3/Q4	17.50	20
	Percent Actively Engaged	7.28%	12.31	20
	Percent Safety Net Committed	14.83%	7.97	10
	Project Requirements Achieved	DY3 Q3/Q4	17.50	20
	Total Committed	476	5.00	10





Project 2.b.iv

PPS Name: Richmond University Medical Center & Staten Island University Hospital PPS

DSRIP Project Number: 2.b.iv

DSRIP Project Title: Care transitions intervention model to reduce 30 day readmissions for chronic health conditions

Number of PPS' Pursuing This Project: 17

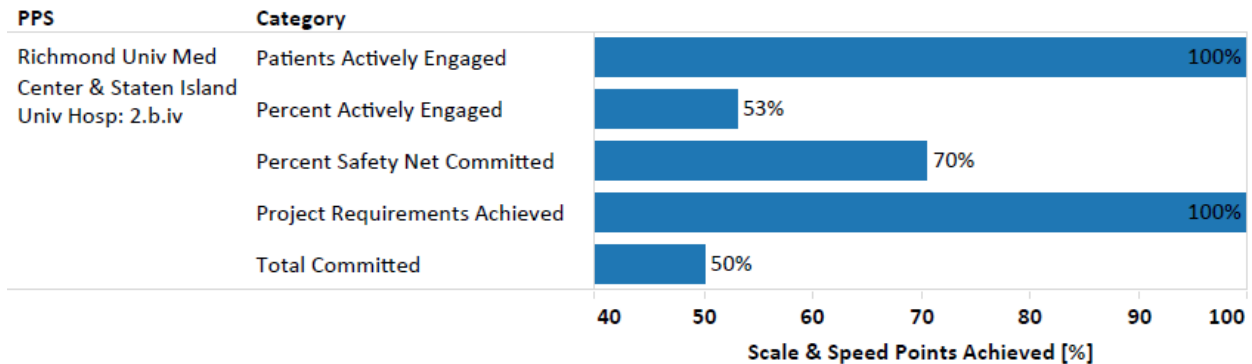
Final Application Score
86.43

Individual Project Score:

Subjective Points	Points Possible	Strengths	Comments
20.00	20	<ul style="list-style-type: none"> Response effectively addressed gaps identified by the CNA and linked these findings with the project design and sites included Response provides a sufficient summary of the current assets/resources to be mobilized to help this project meet the needs of the community 	<ul style="list-style-type: none"> No significant weakness identified for the project

Project Scale and Speed:

PPS	Category	PPS Submission	Points Achieved	Possible Points
Richmond Univ Med	Patients Actively Engaged	DY2 Q3/Q4	20.00	20
Center & Staten Island Univ Hosp: 2.b.iv	Percent Actively Engaged	1.46%	10.63	20
	Percent Safety Net Committed	9.87%	7.05	10
	Project Requirements Achieved	DY2 Q1/Q2	20.00	20
	Total Committed	402	5.00	10





Project 2.b.vii

PPS Name: Richmond University Medical Center & Staten Island University Hospital PPS

DSRIP Project Number: 2.b.vii

DSRIP Project Title: Implementing the INTERACT project (inpatient transfer avoidance program for SNF)

Number of PPS' Pursuing This Project: 7

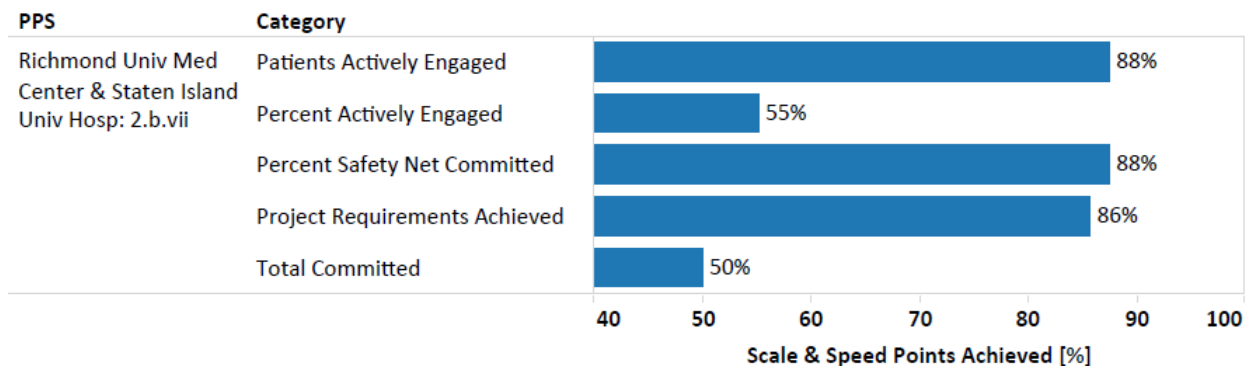
Final Application Score
84.17

Individual Project Score:

Subjective Points	Points Possible	Strengths	Comments
20.00	20	<ul style="list-style-type: none"> Response effectively addressed gaps identified by the CNA and linked these findings with the project design and sites included Response provides a sufficient summary of the current assets/resources to be mobilized to help this project meet the needs of the community 	<ul style="list-style-type: none"> No significant weakness identified for the project

Project Scale and Speed:

PPS	Category	PPS Submission	Points Achieved	Possible Points
Richmond Univ Med Center & Staten Island Univ Hosp: 2.b.vii	Patients Actively Engaged	DY3 Q3/Q4	17.50	20
	Percent Actively Engaged	0.84%	11.06	20
	Percent Safety Net Committed	85.71%	8.75	10
	Project Requirements Achieved	DY3 Q1/Q2	17.14	20
	Total Committed	10	5.00	10





Project 2.b.viii

PPS Name: Richmond University Medical Center & Staten Island University Hospital PPS

DSRIP Project Number: 2.b.viii

DSRIP Project Title: Hospital-Home Care Collaboration Solutions

Number of PPS' Pursuing This Project: 7

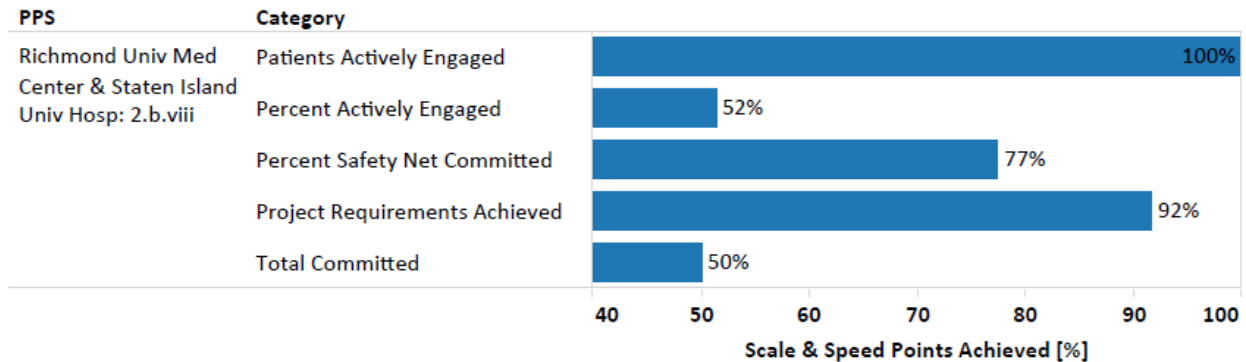
Final Application Score
85.53

Individual Project Score:

Subjective Points	Points Possible	Strengths	Comments
20.00	20	<ul style="list-style-type: none"> Response effectively addressed gaps identified by the CNA and linked these findings with the project design and sites included Response sufficiently identifies project challenges or anticipated issues the PPS will encounter in implementing this project and describes how these challenges will be appropriately addressed 	<ul style="list-style-type: none"> No significant weakness identified for the project

Project Scale and Speed:

PPS	Category	PPS Submission	Points Achieved	Possible Points
Richmond Univ Med Center & Staten Island Univ Hosp: 2.b.viii	Patients Actively Engaged	DY2 Q3/Q4	20.00	20
	Percent Actively Engaged	0.36%	10.33	20
	Percent Safety Net Committed	14.97%	7.74	10
	Project Requirements Achieved	DY2 Q3/Q4	18.33	20
	Total Committed	4	5.00	10





Project 2.d.i

PPS Name: Richmond University Medical Center & Staten Island University Hospital PPS

DSRIP Project Number: 2.d.i

DSRIP Project Title: Implementation of Patient Activation Activities to Engage, Educate and Integrate the uninsured and low/non-utilizing Medicaid populations into Community Based Care

Number of PPS' Pursuing This Project: 14

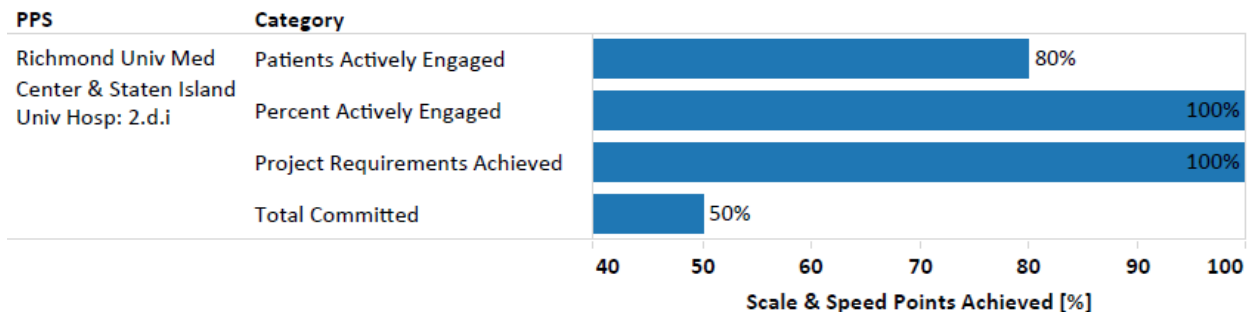
Final Application Score
88.75

Individual Project Score:

Subjective Points	Points Possible	Strengths	Comments
20.00	20	<ul style="list-style-type: none"> Response provides a sufficient summary of the current assets/resources to be mobilized to help this project meet the needs of the community Response sufficiently identifies project challenges or anticipated issues the PPS will encounter in implementing this project and describes how these challenges will be appropriately addressed 	<ul style="list-style-type: none"> No significant weakness identified for this project

Project Scale and Speed:

PPS	Category	PPS Submission	Points Achieved	Possible Points
Richmond Univ Med	Patients Actively Engaged	DY4 Q3/Q4	16.00	20
Center & Staten Island	Percent Actively Engaged	100.00%	20.00	20
Univ Hosp: 2.d.i	Project Requirements Achieved	DY2 Q3/Q4	20.00	20
	Total Committed	250	10.00	20





Project 3.a.i

PPS Name: Richmond University Medical Center & Staten Island University Hospital PPS

DSRIP Project Number: 3.a.i

DSRIP Project Title: Integration of primary care and behavioral health services

Number of PPS' Pursuing This Project: 25

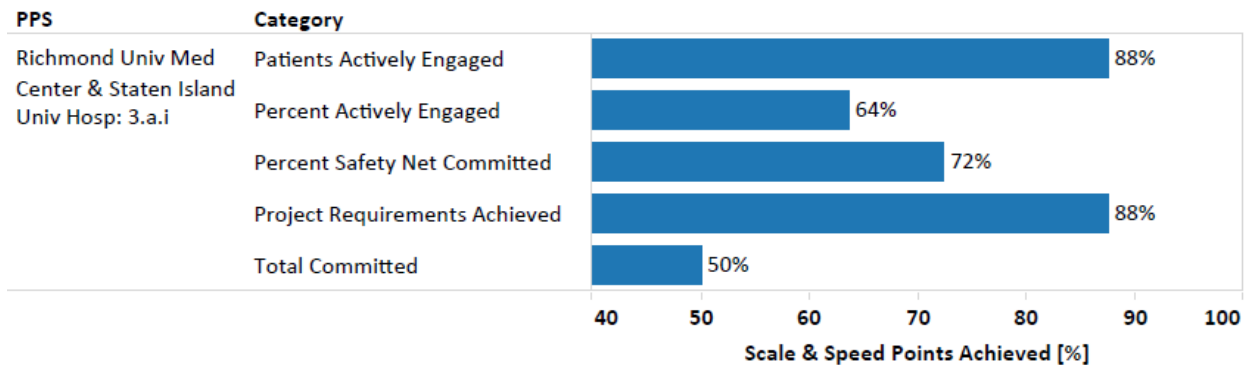
Final Application Score
84.54

Individual Project Score:

Subjective Points	Objective Points Possible	Strengths	Comments
20.00	20	<ul style="list-style-type: none"> Response effectively addressed gaps identified by the CNA and linked these findings with the project design and sites included Response provides a sufficient summary of the current assets/resources to be mobilized to help this project meet the needs of the community 	<ul style="list-style-type: none"> No significant weakness identified for the project

Project Scale and Speed:

PPS	Category	PPS Submission	Points Achieved	Possible Points
Richmond Univ Med Center & Staten Island Univ Hosp: 3.a.i	Patients Actively Engaged	DY3 Q3/Q4	17.50	20
	Percent Actively Engaged	21.84%	12.73	20
	Percent Safety Net Committed	12.74%	7.25	10
	Project Requirements Achieved	DY3 Q3/Q4	17.50	20
	Total Committed	455	5.00	10





Project 3.a.iv

PPS Name: Richmond University Medical Center & Staten Island University Hospital PPS

DSRIP Project Number: 3.a.iv

DSRIP Project Title: Development of Withdrawal Management (e.g., ambulatory detoxification, ancillary withdrawal services) capabilities and appropriate enhanced abstinence services within community-based addiction treatment programs

Number of PPS' Pursuing This Project: 4

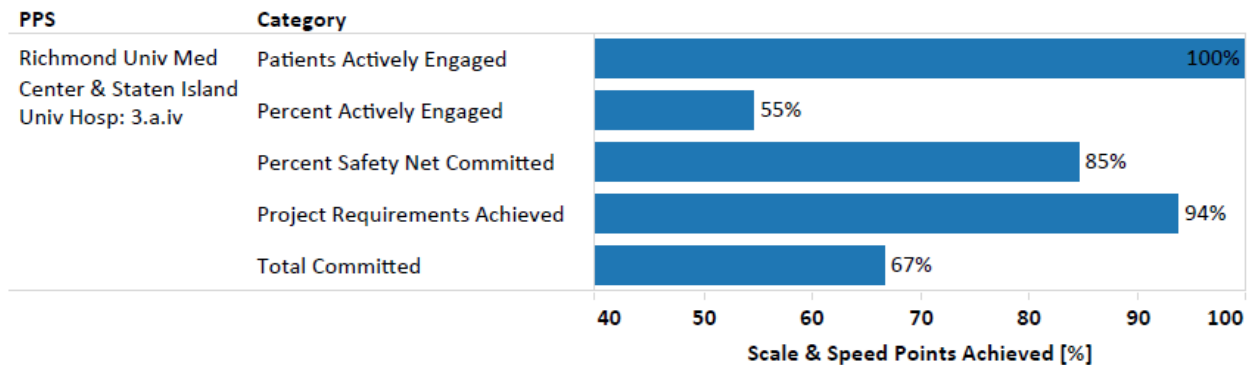
Final Application Score 87.92

Individual Project Score:

Table with 4 columns: Subjective Points, Points Possible, Strengths, and Comments. Row 1: 20.00, 20, [Strengths: Response effectively addressed gaps... Response provides a sufficient summary...], [Comments: No significant weakness identified...]

Project Scale and Speed:

Table with 5 columns: PPS, Category, PPS Submission, Points Achieved, Possible Points. Rows include: Patients Actively Engaged (DY4 Q3/Q4, 20.00, 20), Percent Actively Engaged (1.02%, 10.92, 20), Percent Safety Net Committed (13.87%, 8.46, 10), Project Requirements Achieved (DY3 Q3/Q4, 18.75, 20), Total Committed (470, 6.67, 10).





Project 3.c.i

PPS Name: Richmond University Medical Center & Staten Island University Hospital PPS

DSRIP Project Number: 3.c.i

DSRIP Project Title: Evidence-based strategies for disease management in high risk/affected populations (adults only)

Number of PPS' Pursuing This Project: 10

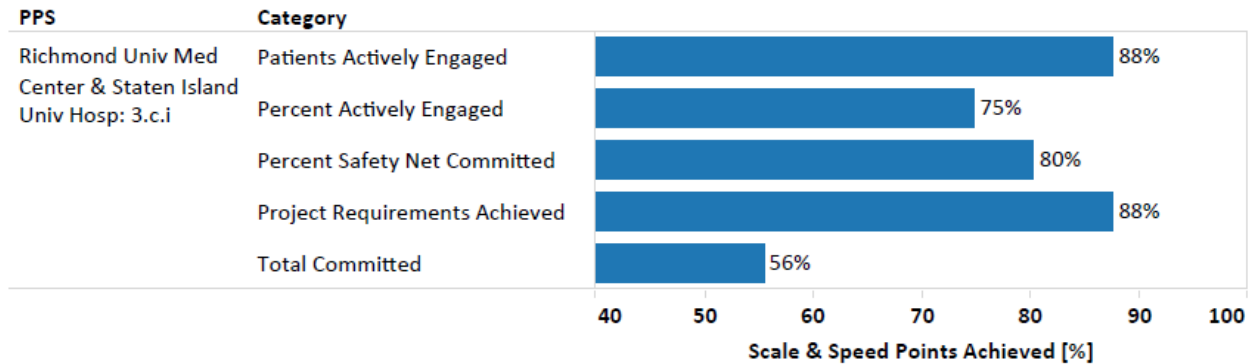
Final Application Score
87.03

Individual Project Score:

Subjective Points	Points Possible	Strengths	Comments
20.00	20	<ul style="list-style-type: none"> Response provides a sufficient summary of the current assets/resources to be mobilized to help this project meet the needs of the community Response sufficiently identifies project challenges or anticipated issues the PPS will encounter in implementing this project and describes how these challenges will be appropriately addressed 	<ul style="list-style-type: none"> No significant weakness identified for the project

Project Scale and Speed:

PPS	Category	PPS Submission	Points Achieved	Possible Points
Richmond Univ Med Center & Staten Island Univ Hosp: 3.c.i	Patients Actively Engaged	DY3 Q3/Q4	17.50	20
	Percent Actively Engaged	14.56%	14.95	20
	Percent Safety Net Committed	14.48%	8.03	10
	Project Requirements Achieved	DY3 Q3/Q4	17.50	20
	Total Committed	472	5.56	10





Project 3.g.ii

PPS Name: Richmond University Medical Center & Staten Island University Hospital PPS

DSRIP Project Number: 3.g.ii

DSRIP Project Title: Integration of palliative care into nursing homes

Number of PPS' Pursuing This Project: 2

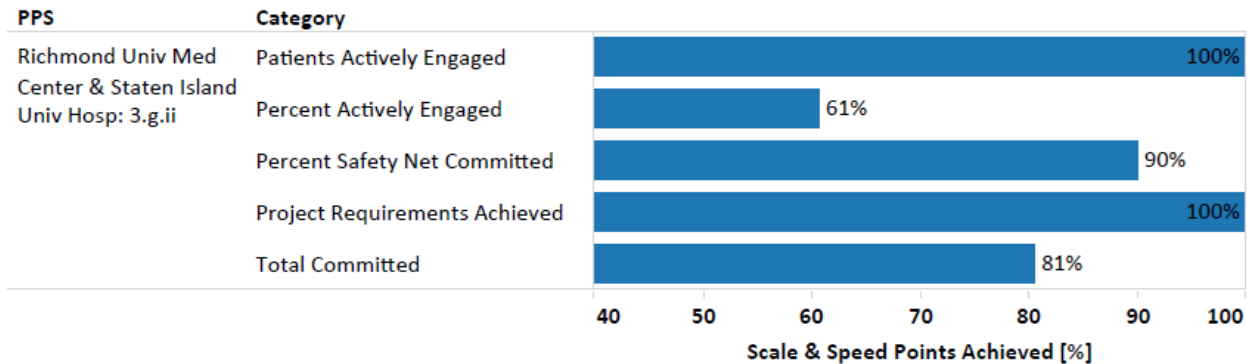
Final Application Score 90.99

Individual Project Score:

Subjective Points	Points Possible	Strengths	Comments
20.00	20	<ul style="list-style-type: none"> Response effectively addressed gaps identified by the CNA and linked these findings with the project design and sites included Response sufficiently identifies project challenges or anticipated issues the PPS will encounter in implementing this project and describes how these challenges will be appropriately addressed 	<ul style="list-style-type: none"> No significant weakness identified for the project

Project Scale and Speed:

PPS	Category	PPS Submission	Points Achieved	Possible Points
Richmond Univ Med Center & Staten Island Univ Hosp: 3.g.ii	Patients Actively Engaged	DY2 Q3/Q4	20.00	20
	Percent Actively Engaged	0.44%	12.14	20
	Percent Safety Net Committed	9.01%	9.00	10
	Project Requirements Achieved	DY2 Q3/Q4	20.00	20
	Total Committed	349	8.06	10





Project 4.a.iii

PPS Name: Richmond University Medical Center & Staten Island University Hospital PPS

DSRIP Project Number: 4.a.iii

DSRIP Project Title: Strengthen Mental Health and Substance Abuse Infrastructure across Systems

Number of PPS' Pursuing This Project: 13

Final Application Score
95.75

Individual Project Score:

Subjective Points	Points Possible	Strengths	Comments
96.00	100	<ul style="list-style-type: none"> Response provides a sufficient summary of the current assets/resources to be mobilized to help this project meet the needs of the community Response sufficiently identifies project challenges or anticipated issues the PPS will encounter in implementing this project and describes how these challenges will be appropriately addressed 	<ul style="list-style-type: none"> Describes need extensively, but aside from one reference to "has placed an emphasis on expanding the availability of services," text is lacking discussion of project design, sites, and resources Milestones are very general in nature and do not provide a good sense of what the project will entail



Project 4.b.ii

PPS Name: Richmond University Medical Center & Staten Island University Hospital PPS

DSRIP Project Number: 4.b.ii

DSRIP Project Title: Increase Access to High Quality Chronic Disease Preventive Care and Management in Both Clinical and Community Settings

Number of PPS' Pursuing This Project: 11

Final Application Score
96.22

Individual Project Score:

Subjective Points	Points Possible	Strengths	Comments
96.67	100	<ul style="list-style-type: none"> Response effectively addressed gaps identified by the CNA and linked these findings with the project design and sites included Response provides a sufficient summary of the current assets/resources to be mobilized to help this project meet the needs of the community 	<ul style="list-style-type: none"> Milestones are very general, and there appears to be an error in project planning dates