

# Paperless HCS User Account

**NEW! Paperless HCS User Accounts for non medical professionals OR all those needing access to UAS.** The Health Commerce System (HCS) user account request has gone paperless! No more signatures and notary. Applying for an HCS user account is as simple as filling out an online form and having a NYS DMV Driver License or NYS DMV Non-driver Photo ID. People that do not have a NYS DMV Driver License or NYS DMV Non-driver Photo ID can still apply for an HCS user account using the existing process which requires signatures and a notary. Please see your HCS Coordinator to apply.\*

## A. User steps...

### What are the steps?

To obtain an account, you must:

1. Register for an account
2. Enroll your account on the HCS. This step must be done with your HCS Coordinator

### Important Information!

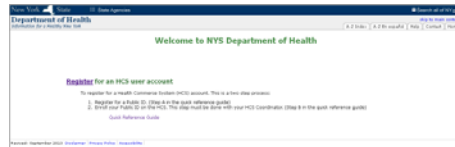
To enroll using the paperless process, you must have a NYS DMV Driver License or NYS DMV Non-driver Photo ID.

### Where do I register?

1. Open your web browser and enter this website in the address bar


<https://apps.health.ny.gov/pub/usertop.html>

2. Click **Register** for an account\*



### How do I register?

1. Complete the Name, Address and Policy Statement sections, and click **Continue**  
**NOTE: Your name must match what is on your NYS driver license or NYS Photo ID**
2. Request a userid and create a password, click **Continue**
3. Answer at least six of the 27 secret question, click **Register**
4. Confirm your account information, and click **Confirm**
5. Print your NYSDOH Account Registration Completion information, click **OK**
6. You will receive a confirmation email that your userid was created
7. See your \*HCS Coordinator with your NYSDOH Account Registration Completion printout and your NYS DMV Driver License or NYS DMV Non-driver Photo ID



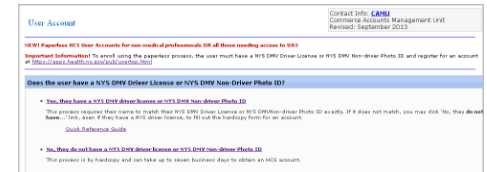
## B. Coordinator steps...

### How do I enroll a user with the paperless process?

1. Log on the HCS
2. Click **Coord Account Tools - HCS** under My Applications  
\* Counties click Coord Account Tools—LHD
3. Click **User** under 'Request an account for a...'
4. Click **Yes, they have a NYS DMV driver license or NYS DMV Non-driver Photo ID**

**NOTE: A NYS driver license is required for the paperless process. If they do not have one, click 'No, they do not ...'**

5. Select your organization in the list
6. Enter the user's Public ID, click **Submit**  
**NOTE: This information must be supplied by the user when they registered for an HCS account**
7. Enter the user's information from the NYS driver license or NYS Photo ID, click **Submit**  
**NOTE: The information must match exactly**
8. Enter the user's contact information (fields marked with an asterisk are required), click **Submit**
9. Your user is enrolled on the HCS. Please instruct them to use their userid and password they created and sign in the HCS (<https://commerce.health.state.ny.us>)



## C. User steps...

### How do I sign on the HCS?

Once your HCS Coordinator completes their steps above, you will be enrolled on the HCS and receive a congratulations email. Do the following:

1. Read the 'Document 2 SAUP' for rules and responsibilities
2. Click the HCS website link (or copy and paste it in your browsers address bar), and enter your userid and password that you created when registering

\* If you do not know your HCS Coordinator, please call the Commerce Accounts Management Unit (CAMU) at 1-866-529-1890 option 1 (M-F 8am-4:45pm)