

2021 Annual Report Innovative Health Alliance of New York, LLC

A Multi-Payer Report of Quality Performance Results





Contents

Overview	3
Section 1. Innovative Health Alliance of New York, LLC Profile	4
Section 2. Innovative Health Alliance of New York, LLC Report.....	5
2.1 Distribution of Specialties for Providers in Innovative Health Alliance of New York, LLC's Network	5
2.2 Distribution of Members Attributed to a Provider with Innovative Health Alliance of New York, LLC by Payer	6
2.3 Quality Measure Results of Members in Innovative Health Alliance of New York, LLC	7
Section 3. Statewide Benchmark Comparisons	8
Technical Notes.....	9
Report Interpretation Limitations.....	11
Appendix A – MY 2021 NYS ACO Core Measure Set.....	12
Appendix B – Quality Measure Results for Commercial Providers	13
Appendix C – Quality Measure Results for Medicaid Providers	14
Appendix D – Quality Measure Results for Medicare Providers	15

Overview

In accordance with Title 10 CRR-NY 1003.10, the New York State Department of Health (NYS DOH) shall collect for dissemination via a statewide health information system, health care data from Accountable Care Organization (ACO) entities pursuant to the quality assurance reporting requirements developed by the Department in consultation with the National Committee on Quality Assurance (NCQA)¹. The Department shall thereafter prepare the collected data from the ACO for publication¹. The New York State Accountable Care Organization Annual Report is a multi-payer view of performance results on a set of seven quality measures for ACOs that have been issued a certificate of authority by NYS DOH. Public Health Law (PHL) Article 29-E requires the NYS DOH to establish a program governing the approval of Accountable Care Organizations². PHL § 2999-p defines an ACO as "an organization of clinically integrated health care providers that work together to provide, manage, and coordinate health care (including primary care) for a defined population; with a mechanism for shared governance; the ability to negotiate, receive, and distribute payments; and accountability for the quality, cost, and delivery of health care to the ACO's patients" and that has been issued a certificate of authority by the NYS DOH.

ACO Profile and Quality Annual Report

The ACO profile presented in the following pages is intended to provide consumers with a better understanding of Innovative Health Alliance of New York, LLC's structure as an all-payer ACO. The profile includes the following information:

- Characteristics of the organization
- Type of ACO (e.g., Hospital, Provider-led, Hybrid)
- Regions where services are provided
- Number of participants and provider/suppliers contracted by the ACO
- Number of patients attributed to the ACO
- Quality of care provided under the ACO umbrella
- Endeavors to implement evidence-based care services, telemedicine, use of electronic medical records, and other initiatives intended to accomplish the goals of accountable care.

Each profile was created from supplemental, non-confidential information submitted by the ACO through ACO certification, a survey disseminated by NYS DOH to the ACO, and other publicly available data. This report displays performance results based on data submitted by the ACO contracted managed care organizations (MCOs). Details on how data is collected can be found in the technical notes section of this report. This report does not contain Protected Health Information (PHI), and results are shared with each ACO prior to publication.

THE DATA COLLECTED BY THE DEPARTMENT IS ACCURATE TO THE BEST OF THE KNOWLEDGE OF DEPARTMENT STAFF, BASED ON THE INFORMATION SUPPLIED BY THE ACO, WHICH IS THE SUBJECT OF THE DATA¹.

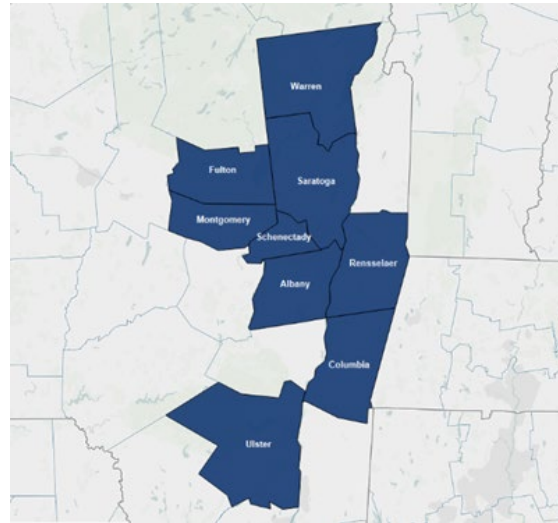
1. Title 10 Chapter XII – Innovative Delivery Model, Part 1003 – Accountable Care Organization, Section 1003.10 - Quality Performance Standards and Reporting (December 31, 2014).
<https://regs.health.ny.gov/content/section-100310-quality-performance-standards-and-reporting>
2. Public Health Law Article 29-E: Accountable Care Organizations (September 22, 2014).
<https://www.nysenate.gov/legislation/laws/PBH/A29-E>

Section 1. Innovative Health Alliance of New York, LLC Profile

ACO Type: Community-Based Hospitals



**Community-Based
Hospitals**



Service Area: *Innovative Health Alliance of New York, LLC's Providers by County*

Table 1. Contracted Relationships with Managed Care Organizations (MCOs)

MCO	Commercial Contract	Medicaid Contract	Medicare Contract
Highmark Western and Northeastern New York Inc.	X		X

ACO Provided Care Coordination Highlights

Innovative Health Alliance of New York, LLC (IHANY) is the NYS Capital Region's first clinically integrated healthcare network. It is a physician-governed organization, and IHANY has over 1,600 providers working together to ensure the triple aim of better health, better care, and lower costs for community members is achieved.

IHANY also partners with Health Alliance IPA to engage with members and fulfill their social care concerns. Healthy Alliance also augments access to community based behavioral health providers.

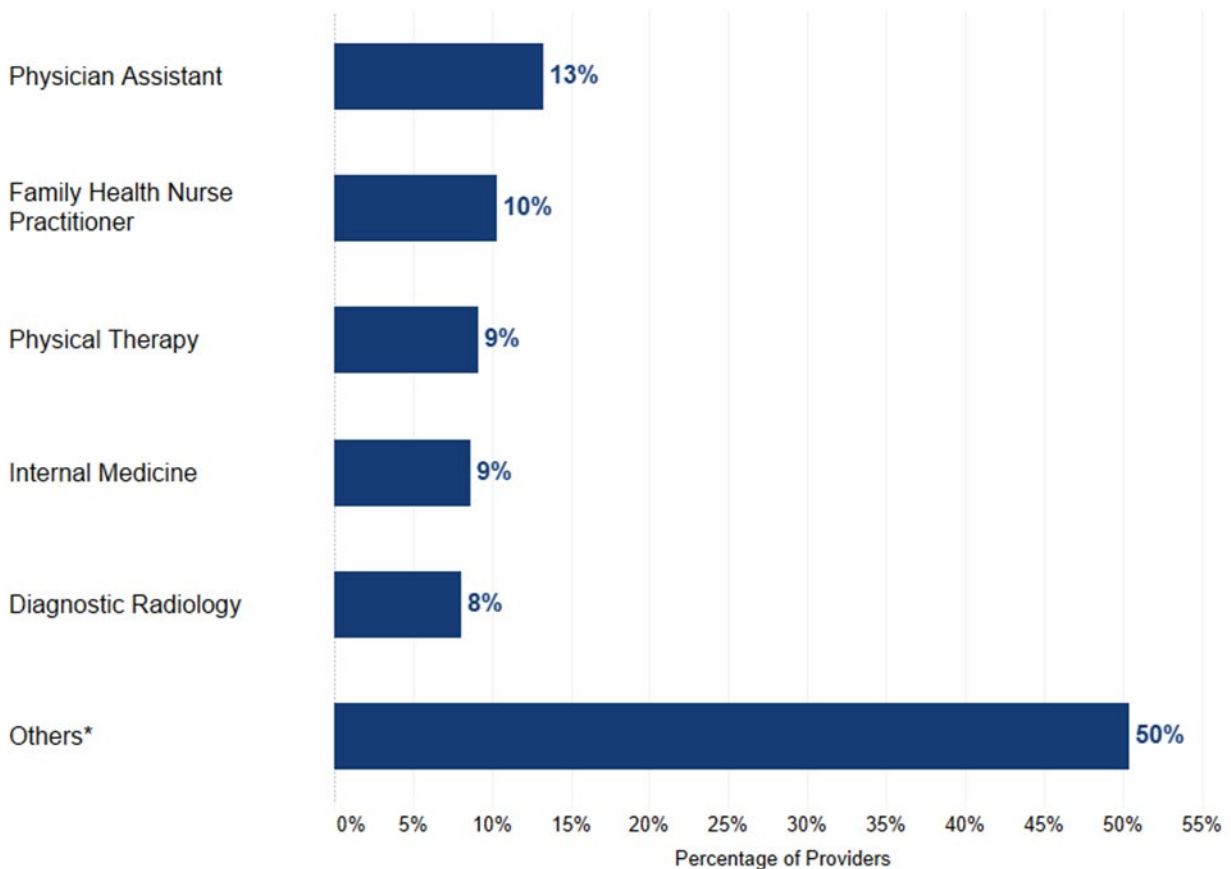
A primary focus of the ACO is the adoption and expansion of the Integrated Care Coordination System (ICCS). ICCS is an evidence-based transformative pathway to ensure care is personalized, patient-centered and integrated. ICCS is designed to assist patients and their support systems in managing medical conditions more effectively. IHANY has also embarked on a formal initiative to design and implement a new and expanded coordinated care model called ONEcare. The ONEcare model starts with a wholistic assessment of the member's needs including medical, behavioral, and social care. IHANY is looking to fund this new model of care through alternative payment model contracts.

In 2021, IHANY migrated to a new electronic medical record system (EPIC), which will enhance the population of health tools and resources that can support the ACO's capabilities for care coordination and quality performance improvement. In addition, IHANY participated in three innovative programs that have reduced hospitalizations for clinically complex patients in the Medicare Shared Savings Program by providing a variety of supportive services at home. The programs are community-based palliative care, remote patient monitoring, and home-based primary care.

Section 2. Innovative Health Alliance of New York, LLC Report

2.1 Distribution of Specialties for Providers in Innovative Health Alliance of New York, LLC’s Network

Figure 1. Most Common Specialties for Providers in Innovative Health Alliance of New York, LLC’s Network

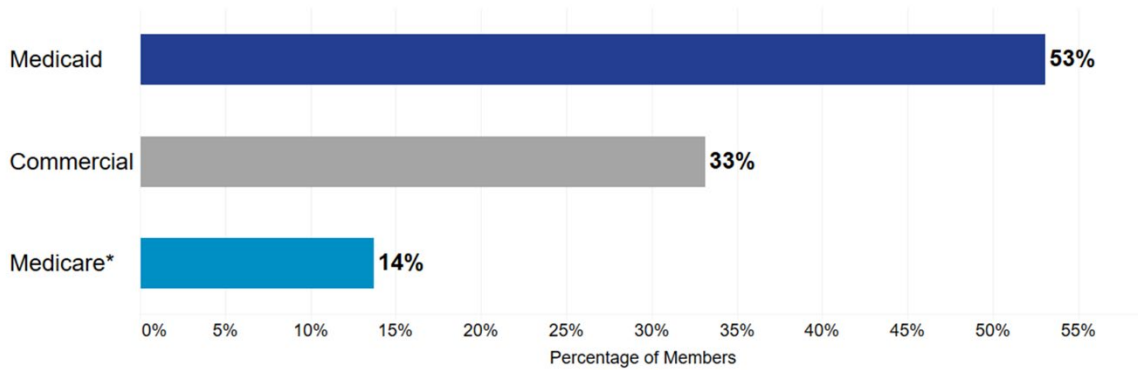


* The Others category includes all other specialty types including but not limited to Family Medicine (6%), Cardiologists (6%), and Adult Health Nurse Practitioner (3%).

Note: Provider information was collected in 2022 for Measurement Year (MY) 2021. See: **Technical Notes.**

2.2 Distribution of Members Attributed to a Provider with Innovative Health Alliance of New York, LLC by Payer

Figure 2. Members Qualifying for a Quality Measure Attributed to a Participating Provider with Innovative Health Alliance of New York, LLC by Payer



* Medicare Advantage results only. See: **Technical Notes**.

Note: This table represents a defined subset of members in the ACO’s network. Inclusion criteria was limited to members who met denominator criteria for one or more health care quality measures during the MY 2021. Member attribution information was collected from January 1 – December 31, 2021, for the MY 2021.

Member attribution to a given product is not dependent on whether there is a defined contract, as noted in Table 1, between the ACO and the health plan’s payer.

2.3 Quality Measure Results of Members in Innovative Health Alliance of New York, LLC

Table 2. Number of Services Used by Eligible ACO Members in Innovative Health Alliance of New York, LLC during MY2021, by Payer

Domain	Measure	Overall Results			Payer Results		
		Denominator	Numerator	Percent	Commercial (%)	Medicaid (%)	Medicare* (%)
Prevention	Breast Cancer Screening	1,532	1,267	83	82	--	85
	Cervical Cancer Screening	1,960	1,549	79	79	--	--
	Childhood Immunization Status Combo 3	SS	SS	SS	SS	--	--
	Chlamydia Screening in Women (16-24 Years)	249	154	62	62	--	--
	Colorectal Cancer Screening	3,291	2,335	71	69	--	76
Chronic Disease	Comprehensive Diabetes Care: Eye Exam	691	402	58	51	--	78
	Comprehensive Diabetes Care: HbA1c Testing	508	448	88	88	--	--

-- Measure result not reported.

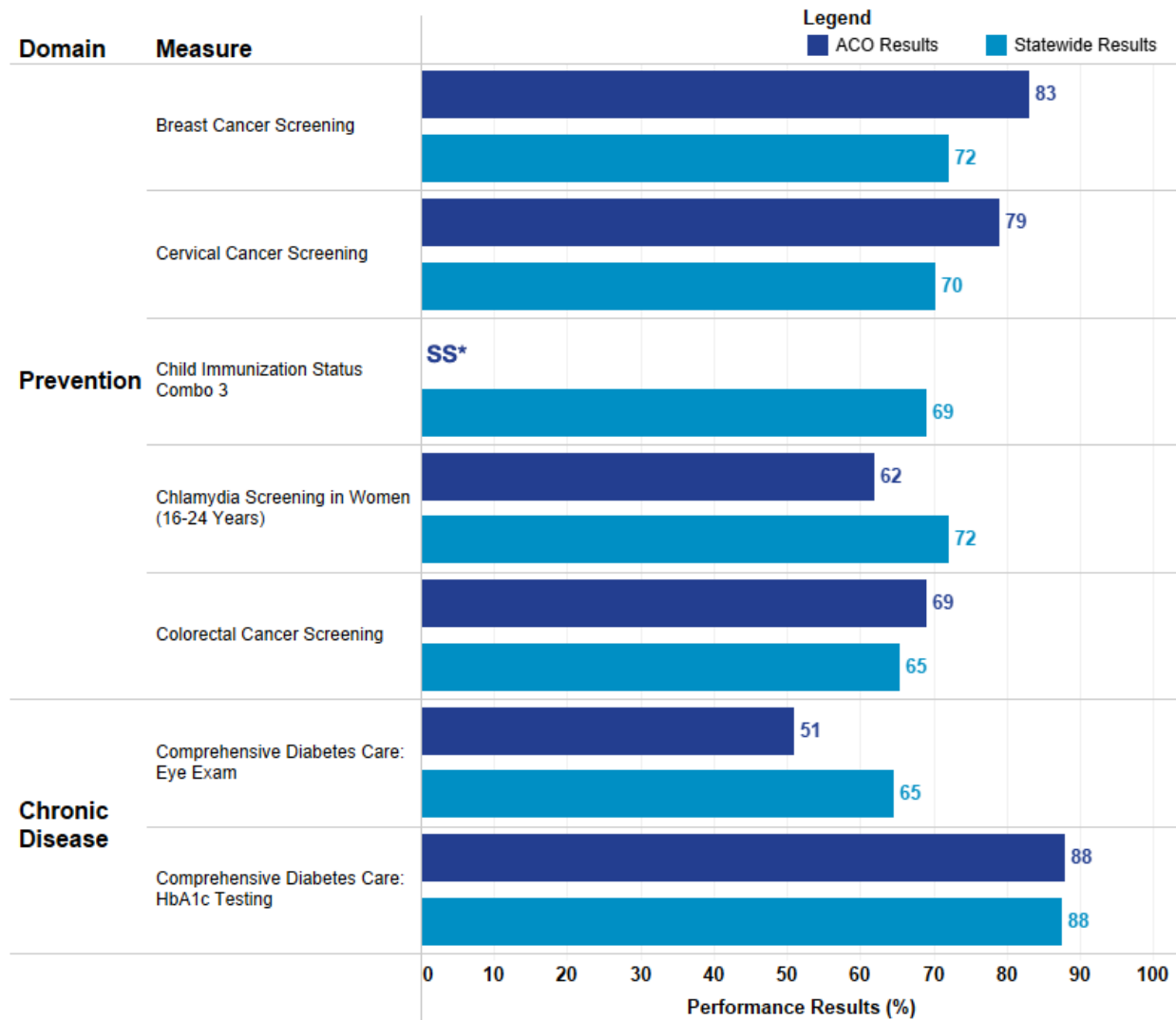
* Medicare Advantage results only.

SS: Small Sample Size denominator less than 30.

Note: Results are based on MY 2021. Diabetes denominators differ across measures because not all diabetes measures are calculated and reported for all payers. See [Appendix A](#) for full description of each of the measures included in this table. See [Appendices B, C, and D](#) for payer-specific denominator and numerator values.

Section 3. Statewide Benchmark Comparisons

Figure 3. MY 2021 Innovative Health Alliance of New York, LLC Quality Measure Results Compared with the Statewide Average



Note: Results shown are averaged across all Payers (Commercial, Medicaid, Medicare). Results are based on MY 2021. This table includes results averaged across all products. For Medicare members, only Medicare Advantage results are included. See: [Technical Notes](#).

Technical Notes

DEFINITIONS

Domain

The measures are categorized by two domains: Prevention and Chronic Disease.

Denominator, Numerator, Percent

For each measure, the denominator represents the total number of members that are eligible for that measure, and the numerator represents the number of members who meet the specific criteria for the measure. The percent represents the numerator divided by the denominator, multiplied by 100 unless otherwise noted.

Measures

Data included in this report were collected during calendar year 2021, from January 1, 2021, through December 31, 2021 for the 2021 Measurement Year (MY 2021) using the 2021 NYS ACO Core Measure Set.

The quality measures in the NYS ACO Core Measure Set are from the Healthcare Effectiveness Data and Information Set (HEDIS[®]) measures established by the NCQA. Please refer to Appendix A of this report for a list of the measures and measure descriptions. Results for these measures were calculated using health plan reported results for members attributed to practices participating in the ACO's network.

Methods

Health plans operating in NYS submitted Patient-Centered Medical Home (PCMH) files containing quality measurement results for members who were included in at least one of the ACO quality measure core set during MY 2021. In addition to primary care provider (PCP) information for each member, the file contained member-specific details on denominator inclusion and numerator compliance for each measure in the ACO core set. The National Provider Identifier (NPI) to whom the member was attributed was matched to the NPI and provider Practice Tax Identification Number (TIN) supplied by each ACO; this indicated that the practice was part of the ACO provider network. Members were attributed to provider practices using each health plan's attribution method (See: **Member Attribution**). Member-level data was aggregated across health plans linking the Practice TIN of the PCP to whom the member was attributed to a list of participating providers reported by the ACO. Linking quality measurement information for members to ACO-participating providers allows NYS DOH to produce aggregated results at the ACO level for selected quality measures. Statewide benchmarks were calculated using the MY 2021 health-plan submitted PCMH files.

Member Attribution

Each health plan employed its own member attribution methodology to link members to primary care provider practices. Each ACO provided NYS DOH with a list of participating providers and practices.

Measure Selection

A standard set of primary care relevant measures was selected for the 2021 NYS ACO Core Measure Set to examine the quality of care for the population attributed to ACO organizations for quality improvement and monitoring. See Appendix A for detailed descriptions of each measure. Note this measure set may change or expand over time.

Measure Calculation

Administrative data were used to calculate each measure. For measures with both hybrid and administrative specifications, the administrative method was used.

Product results were calculated using all practices for which data were available and were stratified by payer (Commercial, Medicaid, Medicare).

Medicare Managed Care Results

Please note that the Medicare Advantage results shown in this report do not represent the Medicare Shared Savings Program (MSSP). This report includes Medicare quality scores only in the case of ACO contracts with Medicare Advantage health plans. This report does not include quality scores for Medicare patients covered by the conventional Medicare program, MSSP.

The Centers for Medicare & Medicaid Services (CMS) quality score data for ACOs is available here: <https://www.cms.gov/Medicare/Medicare-Fee-for-Service-Payment/sharedsavingsprogram/Downloads/MSSP-ACO-data.pdf>.

More information on Medicare Fee-for-Service is available here: <https://www.cms.gov/Medicare/Medicare.html>.

Data Source

Member-level data from the 2021 HEDIS® data were submitted by the health plans.

Publication Naming Convention Change

To align with the HEDIS® publication naming convention change, going forward NYS DOH will change the naming convention of the ACO Reports to refer to the measurement year of the data being presented.

Report Interpretation Limitations

Please note the following limitations of this ACO Report:

1. This ACO report includes claims-based data pooled from multiple payers. The performance results represent the quality of care provided to a larger number of members than reports distributed by individual health plans that reflect the quality of care for members insured by that health plan alone. This report is not a replacement for performance reports or gap analyses provided by individual payers or Medicare Advantage Stars, Medicare ACOs Scorecards, or other transformation or payment programs. The report does not display member-level data.
2. These ACO results do not account for the entire panel population. Only those members meeting continuous enrollment criteria at the payer and plan level were included in these quality measure results.

ACO Program Information

For information about New York State's Accountable Care Program, including information about how to apply for a Certificate of Authority, and to find answers to frequently asked questions, please visit the NYS website at:

https://www.health.ny.gov/health_care/medicaid/redesign/aco/

If you have any questions about New York State's Accountable Care Program, please contact us:

Center for Health Care Policy and Resource Development
Corning Tower, Room 1695
Empire State Plaza
Albany, New York 12237
Telephone: (518) 408-1833 Fax: (518) 474-0572
Email: acobl@health.ny.gov

Feedback

We welcome suggestions and comments on this publication. Please contact us at:

Office of Health Services Quality and Analytics
Corning Tower, Room 1938
Empire State Plaza, Albany, New York 12237
Telephone: (518) 486-9012 Fax: (518) 486-6098
E-mail: nysqarr@health.ny.gov

Appendix A – MY 2021 NYS ACO Core Measure Set

Measure (NQF#/Developer)	Description
Breast Cancer Screening (2372/HEDIS®)	Percentage of women 50-74 years of age who had a mammogram to screen for breast cancer.
Cervical Cancer Screening (0032/HEDIS®)	Percentage of women 21–64 years of age who were screened for cervical cancer using either of the following criteria: <ul style="list-style-type: none"> - Women age 21–64 who had cervical cytology performed every 3 years. - Women age 30–64 who had cervical high-risk human papillomavirus (HPV) testing performed within the last 5 years. - Women age 30–64 who had cervical cytology/human papillomavirus (HPV) co-testing performed every 5 years.
Childhood Immunization Status – Combo 3 (0038/HEDIS®)	Percentage of children 2 years of age who had the following vaccines by their second birthday: four diphtheria, tetanus, and acellular pertussis (DTaP); three polio (IPV); one measles, mumps and rubella (MMR); three Haemophilus influenza type B (HiB); three hepatitis B (HepB), one chickenpox (VZV); and four pneumococcal conjugates (PCV).
Chlamydia Screening for Women (0033/HEDIS®)	Percentage of women 16–24 years of age who were identified as sexually active and who had at least one test for chlamydia during the measurement year.
Colorectal Cancer Screening (0034/HEDIS®)	Percentage of members 50-75 years of age who had appropriate screening for colorectal cancer.
Comprehensive Diabetes Care: HbA1c Testing (0057/HEDIS®)	Percentage of members 18–75 years of age with diabetes (type 1 and type 2) who received a Hemoglobin A1c (HbA1c) test during the measurement year.
Comprehensive Diabetes Care: Eye Exam (Retinal) Performed (0055/HEDIS®)	Percentage of members 18–75 years of age with diabetes (type 1 and type 2) who had an eye exam (retinal) performed.

Appendix B – Quality Measure Results for Commercial Providers

Table 3. Number of Services Used by Eligible ACO Members in Innovative Health Alliance of New York, LLC during MY2021 for Commercial Providers

Domain	Measure	Overall Commercial Results			Contracted Results			Non-Contracted results		
		Denominator	Numerator	Percent	Denominator	Numerator	Percent	Denominator	Numerator	Percent
Prevention	Breast Cancer Screening	8,434	6,869	81	1,133	927	82	7,301	5,942	81
	Cervical Cancer Screening	14,391	11,576	80	1,960	1,549	79	12,431	10,027	81
	Childhood Immunization Status Combo 3	158	129	82	SS	SS	SS	146	118	81
	Chlamydia Screening in Women (16-24 Years)	1,739	1,121	64	249	154	62	1,490	967	65
	Colorectal Cancer Screening	17,872	13,292	74	2,409	1,666	69	15,463	11,626	75
Chronic Disease	Comprehensive Diabetes Care: Eye Exams	4,031	2,312	57	508	259	51	3,523	2,053	58
	Comprehensive Diabetes Care: HbA1c Testing	4,031	3,637	90	508	448	88	3,523	3,189	91

-- Measure result not reported.

SS: Small Sample Size denominator less than 30.

Note: Overall denominator and numerator results shown represents the eligible population in the ACO. Quality measurement (QM) results for contracted MCOs were calculated from eligible population that was in an MCO that had a risk contract with the ACO. QM results for non-contracted MCOs were calculated from the eligible population that was in an MCO that did not have a risk contract with the ACO.

Appendix C – Quality Measure Results for Medicaid Providers

Table 4. Number of Services Used by Eligible ACO Members in Innovative Health Alliance of New York, LLC during MY2021 for Medicaid Providers

Domain	Measure	Overall Medicaid Results			Contracted Results			Non-Contracted results		
		Denominator	Numerator	Percent	Denominator	Numerator	Percent	Denominator	Numerator	Percent
Prevention	Breast Cancer Screening	3,287	1,861	57	--	--	--	3,287	1,861	57
	Cervical Cancer Screening	17,569	10,911	62	--	--	--	17,569	10,911	62
	Childhood Immunization Status Combo 3	1,480	1,032	70	--	--	--	1,480	1,032	70
	Chlamydia Screening in Women (16-24 Years)	3,475	2,385	69	--	--	--	3,475	2,385	69
	Colorectal Cancer Screening	7,368	3,776	51	--	--	--	7,368	3,776	51
Chronic Disease	Comprehensive Diabetes Care: Eye Exams	4,030	2,273	56	--	--	--	4,030	2,273	56
	Comprehensive Diabetes Care: HbA1c Testing	4,030	3,471	86	--	--	--	4,030	3,471	86

-- Measure result not reported.

Note: Overall denominator and numerator results shown represents the eligible population in the ACO. Quality measurement (QM) results for contracted MCOs were calculated from eligible population that was in an MCO that had a risk contract with the ACO. QM results for non-contracted MCOs were calculated from the eligible population that was in an MCO that did not have a risk contract with the ACO.

Appendix D – Quality Measure Results for Medicare Providers

Table 5. Number of Services Used by Eligible ACO Members in Innovative Health Alliance of New York, LLC during MY2021 for Medicare Providers

Domain	Measure	Overall Medicare Results			Contracted Results			Non-Contracted results		
		Denominator	Numerator	Percent	Denominator	Numerator	Percent	Denominator	Numerator	Percent
Prevention	Breast Cancer Screening	4,662	3,715	80	399	340	85	4,263	3,375	79
	Cervical Cancer Screening	--	--	--	--	--	--	--	--	--
	Childhood Immunization Status Combo 3	--	--	--	--	--	--	--	--	--
	Chlamydia Screening in Women (16-24 Years)	--	--	--	--	--	--	--	--	--
	Colorectal Cancer Screening	9,736	7,340	75	882	669	76	8,854	6,671	75
Chronic Disease	Comprehensive Diabetes Care: Eye Exams	2,900	2,246	77	183	143	78	2,717	2,103	77
	Comprehensive Diabetes Care: HbA1c Testing	--	--	--	--	--	--	--	--	--

-- Measure result not reported.

Note: Overall denominator and numerator results shown represents the eligible population in the ACO. Quality measurement (QM) results for contracted MCOs were calculated from eligible population that was in an MCO that had a risk contract with the ACO. QM results for non-contracted MCOs were calculated from the eligible population that was in an MCO that did not have a risk contract with the ACO. The results presented include Medicare Advantage members only. See: [Technical Notes](#).