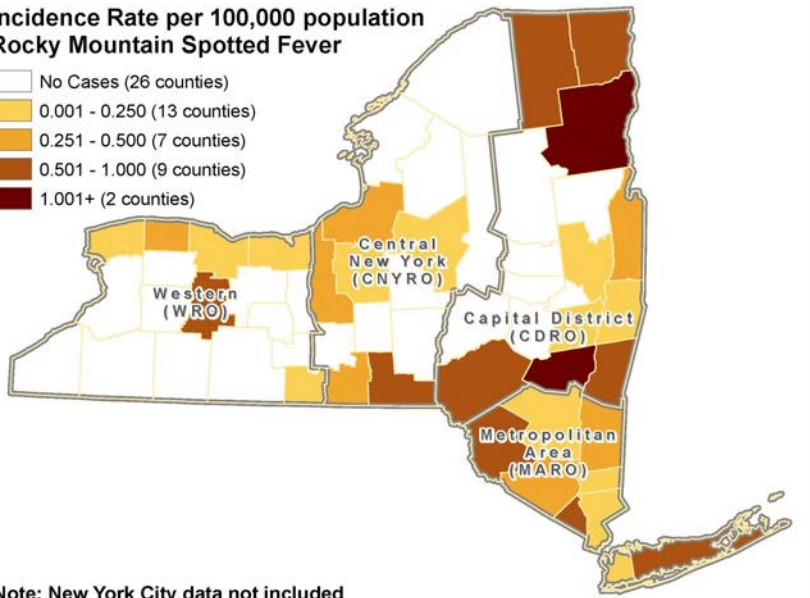


# Rocky Mountain Spotted Fever (RMSF)

## RMSF Annual Incidence Rate by Year and Region, NYS (excluding NYC), 2011-2015

### Incidence Rate per 100,000 population Rocky Mountain Spotted Fever

- No Cases (26 counties)
- 0.001 - 0.250 (13 counties)
- 0.251 - 0.500 (7 counties)
- 0.501 - 1.000 (9 counties)
- 1.001+ (2 counties)



Note: New York City data not included

Map Scale: 1:2,600,000

NYSDOH, BCDC - January 30, 2017

Rocky Mountain Spotted Fever (RMSF) is a disease caused by *Rickettsia rickettsii* and transmitted through the bite of an infected tick, generally the American dog tick in NYS. To learn more about RMSF please visit our [website](#).

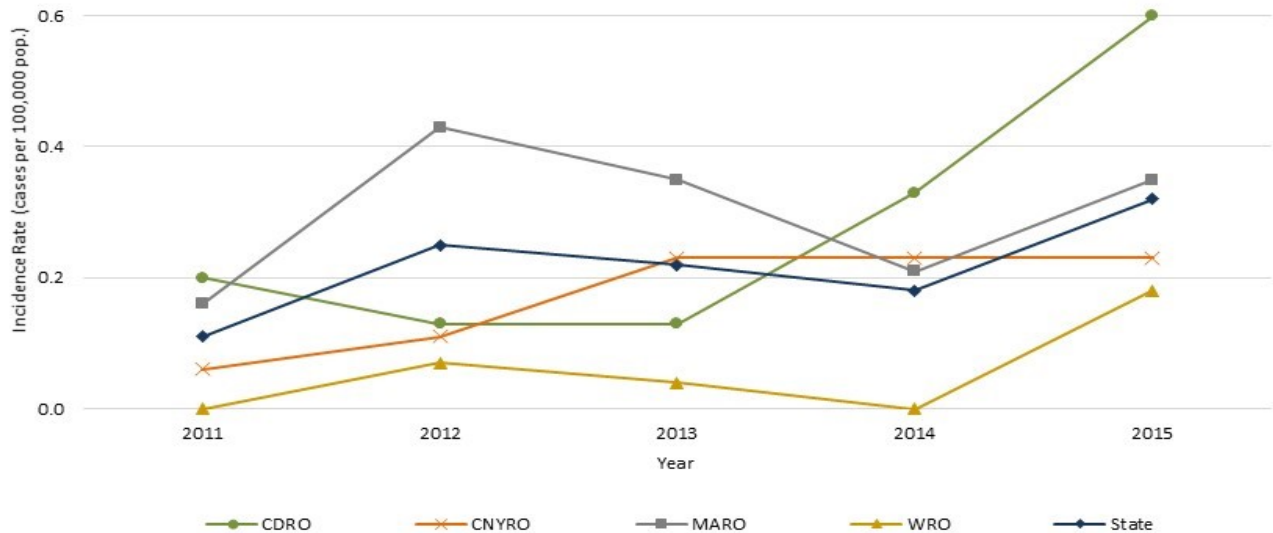
In New York State, excluding New York City, there was an average incidence rate of 0.22 cases per 100,000 population over the 5-year time period. Rates remained relatively stable within most regions, but increased in the Capital District region. Like other tick-borne diseases, most cases of RMSF have been found in the Metropolitan region, especially on Long Island.

Of the 121 RMSF cases,

- 33.1% were hospitalized;
- 0.8% of cases resulted in death.

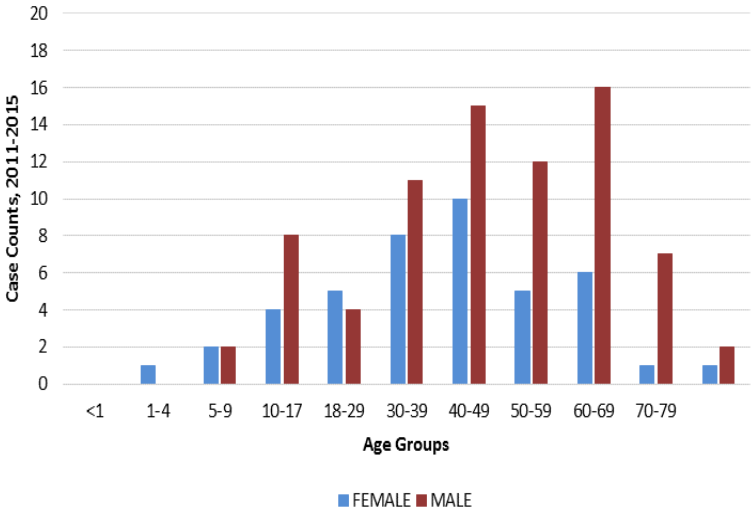
### Cases and Incidence Rates (per 100,000 pop.), NYS (excluding NYC), 2011-2015

| Region | Cases and Incidence Rates (per 100,000 pop.), NYS (excluding NYC), 2011-2015 |      |      |      |      |      |      |      |      |      |       |      |
|--------|--|------|------|------|------|------|------|------|------|------|-------|------|
|        | 2011   |      | 2012 |      | 2013 |      | 2014 |      | 2015 |      | Total |      |
|        | N  | Rate | N    | Rate | N    | Rate | N    | Rate | N    | Rate | N     | Rate |
| CDRO   | 3  | 0.20 | 2    | 0.13 | 2    | 0.13 | 5    | 0.33 | 9    | 0.60 | 21    | 0.28 |
| CNYRO  | 1  | 0.06 | 2    | 0.11 | 4    | 0.23 | 4    | 0.23 | 4    | 0.23 | 15    | 0.17 |
| MARO   | 8  | 0.16 | 22   | 0.43 | 18   | 0.35 | 11   | 0.21 | 18   | 0.35 | 77    | 0.30 |
| WRO    | 0  | 0.00 | 2    | 0.07 | 1    | 0.04 | 0    | 0.00 | 5    | 0.18 | 8     | 0.06 |
| State  | 12   | 0.11 | 28   | 0.25 | 25   | 0.22 | 20   | 0.18 | 36   | 0.32 | 121   | 0.22 |



**Rocky Mountain Spotted Fever  
5-Year Cumulative Frequency  
by Age Group and Gender,  
NYS (excluding NYC) 2011-2015**

Adult males have the highest burden of disease with males over 50 years of age having more than double the number of cases of their female counterparts.



**Rocky Mountain Spotted Fever  
5-year Average Incidence Rate  
by Age Group and Gender,  
NYS (excluding NYC), 2011-2015**

Adult males have a significantly higher incidence of disease, consistent with national historical trends. Adult males 50 to 79 years old have the highest rates, more than double their female counterparts.

