

# NEW YORK STATE DEPARTMENT OF HEALTH

**New York State Medical Indemnity Fund  
1<sup>st</sup> Quarter 2021 Actuarial Analysis as of March 31, 2021**

June 2021



P.O Box 63  
Candler, NC 28715  
309.807.2300  
[pinnacleactuaries.com](http://pinnacleactuaries.com)

**Commitment Beyond Numbers**

# Table of Contents

| <i>Section</i>  | <i>Page</i> |
|---|-------------|
| PURPOSE & SCOPE .....   | 1           |
| EXECUTIVE SUMMARY .....   | 1           |
| BACKGROUND.....   | 5           |
| DATA, METHODS & ASSUMPTIONS .....                                     | 6           |
| PARTICIPANTS WITH \$0 IN BENEFIT PAYMENTS .....                       | 8           |
| PARTICIPANTS WITH LESS THAN \$25,000 IN ANNUAL BENEFIT PAYMENTS.....  | 9           |
| PARTICIPANTS WITH MORE THAN \$400,000 IN ANNUAL BENEFIT PAYMENTS..... | 10          |
| DISCUSSION AND ANALYSIS .....   | 11          |
| NUMBER OF QUALIFYING PARTICIPANTS.....                                | 11          |
| MORTALITY EXPERIENCE/LIFE EXPECTANCY.....                             | 12          |
| ACTUARIAL CALCULATION OF ESTIMATED FUND LIABILITIES .....             | 13          |
| AMOUNT OF BENEFITS PAID.....  | 15          |
| PATTERNS OF UTILIZATION.....  | 15          |
| BENEFIT PAYMENTS AND INJURY TYPE.....                                 | 18          |
| INFLATIONARY PATTERNS OF TYPES OF SERVICES .....                      | 21          |
| ADMINISTRATIVE EXPENSES .....   | 23          |
| IMPACT OF AVAILABLE HEALTH INSURANCE.....                             | 23          |
| INVESTMENT EARNINGS .....   | 24          |
| DISTRIBUTION & USE .....  | 25          |
| RELIANCES & LIMITATIONS.....  | 26          |
| <br>  |             |
| <b>EXHIBITS</b>   |             |
| <br>  |             |
| <b>APPENDICIES</b>  |             |

# New York State Medical Indemnity Fund

## 1st Quarter 2021 Actuarial Analysis

As of March 31, 2021

### ***Purpose & Scope***

Pinnacle Actuarial Resources, Inc. (“Pinnacle”) has been retained by the New York State Department of Health (NYS DOH or “the Department”) to provide quarterly actuarial reports regarding the experience of the New York State Medical Indemnity Fund (MIF or the Fund). Previously, Pinnacle performed this service for the New York State Department of Financial Services (NYS DFS). This analysis evaluates data for the Fund as of March 31, 2021.

§69-10.19 of the New York State Department of Health Regulation states that the quarterly reports should “include a review of the various elements contributing to the amount of benefits paid by the Fund and to the expenses of administration of the Fund, including:”

- The number of qualifying plaintiffs
- The mortality experience of the qualified plaintiffs
- The amount of benefits paid by the Fund
- The patterns of utilization of types of services provided
- Inflationary patterns by types of services provided
- The expenses of administration of the Fund
- The impact of available health insurance on benefits paid by the Fund, and
- Investment earnings of the Fund

§69-10.20 of the New York State Department of Health Regulation also requires an actuarial calculation of the estimated liabilities of the Fund for the coming year resulting from the qualified plaintiffs enrolled in the Fund.

### ***Executive Summary***

Based on our review of available information regarding the New York State Medical Indemnity Fund as of March 31, 2021, Pinnacle has arrived at a number of key conclusions:

- As of March 31, 2021, the Fund has accepted 810 participants (797 living) with expected future benefit payments of approximately \$2.595 billion and future administrative expenses of \$265.0

million, assuming a discount rate of 2.0% and future medical inflation of 3.0%. With a Fund balance as of March 31, 2021 of approximately \$174.6 million, this results in an unfunded liability for the Fund of approximately \$2.685 billion. The unfunded liability has increased from the \$2.538 billion calculated in our analysis as of December 31, 2020. This increase is due to the addition of 32 new participants over the past quarter (one related to a prior quarter) as the unfunded liability only represents current participants in the Fund as of the evaluation date. As of March 31, 2021, the Fund's current liabilities for the upcoming 2021-2022 fiscal year of \$81.6 million are 46.7% of the Fund's current assets of \$174.6 million. We expect this ratio to increase to 82.2% by fiscal year-end 2022-23.

- On December 31, 2016, new legislation was signed expanding eligibility for the Fund to non-hospital births and significantly raising reimbursement rates for the period from July 1, 2017 through December 31, 2019. The period for these increased reimbursement rates was later extended to December 31, 2020 as part of the New York State budget. These increased rates are now in effect until December 31, 2021, and for this analysis we have been asked by the NYS DOH to assume that the increased rates will continue in perpetuity. For the most recent four quarters of the Fund (4/1/2020-3/31/2021), average benefit payments per participant were \$22,598 per quarter, representing an 83.6% increase over the average payments in the 2016-17 fiscal year. Total benefits paid were \$68.200 million for these four quarters, representing a 223.2% increase in payments over the 2016-17 fiscal period, while living participant counts increased from 697 to 797 over this period (an increase of 100 participants, or approximately 14.3%). See the Payments per Participant Summary for more detail regarding these numbers.
- For the fiscal year prior to the impact of legislation signed on December 31, 2016 (4/1/16-3/31/17, the 2016-17 fiscal year), the average benefit payments per participant were \$12,310 per quarter for a total of \$21.100 million paid in benefits during this fiscal year. Living participant counts increased from 400 to 455 over this period (an increase of 55 participants). See the Payments per Participant Summary for more detail regarding these numbers.
- Previous analyses contemplated the "sunset" of the 2016 legislation expected to occur on December 31, 2021. Starting with the June 30, 2020 analysis, the Department has requested that we remove this assumption from this and future analyses and our exhibits reflect this removal. With this assumption removed, the Fund is expected to surpass the 80% threshold for current liabilities to assets by year-end 2022-23 and this analysis contemplates no new participants added after that time.
- Total future lifetime benefits for the 797 living Fund participants without discounting is estimated to be \$4.748 billion. See Exhibit 2, Page 2.

- The current present value of future benefit payments of \$2.595 billion does not consider any additional enrollees that may be admitted to the Fund in the future.
- Prior to the beginning of the fiscal year, the Fund was expected to have approximately eighty-seven (86.6) additional participants accepted between March 31, 2020 and March 31, 2021. Historically, more participants are admitted in the first quarter of the fiscal year than in successive quarters of the fiscal year; we have incorporated this observation into our expected participant counts per quarter (see Exhibit 3).
  - There were thirty-one (31) new participants to the Fund in the final quarter of fiscal year 2020-21, approximately fourteen (14) more than expected for this period at the beginning of the fiscal year. In addition, one participant that was added in the fourth quarter of fiscal year 2019-2020 was reported to us during this quarter. Overall, the Fund has admitted approximately thirteen (13.40) participants more than expected for the 2020-2021 fiscal year.
  - The 2019 budget legislation eliminated the Fund administrator's discretion in determining whether plaintiffs are qualified for the Fund. It's possible we will continue to see higher participation rates in the future due to this change.
- Actual benefit payments in the final quarter of the 2020-21 fiscal year (1/1/21-3/31/21) as of 3/31/21 were \$19.137 million. This amount is \$3.329 million higher than expected at the prior quarterly analysis. This impact may be due to the waiver of the timely filing requirement, which was reinstated on February 9, 2021. Cumulative benefit payments for the 2020-21 fiscal year (4/1/20 – 3/31/21) are therefore \$68.200 million, compared to \$64.871 million estimated at the December 31, 2020 analysis. See Exhibit 3 for more detail regarding these numbers. It is important to recognize that these amounts can vary significantly each quarter due to the inherent uncertainty in benefit payments and the effect of the legislative changes on payments.
- As of September 1, 2018, both the Fund's claims handling and enrollment services are provided by Public Consulting Group (PCG). This change is ultimately expected to decrease the administrative expenses of the Fund on a per month per member basis. Based on information from the NYS DFS, at the March 31, 2020 analysis we projected that \$5.788 million would be paid to PCG for administrative costs for the 2020-21 fiscal year (see Exhibit 2, Page 1 of our report for 2020 Q1). This number was based on expected, not actual, participant counts and excludes Department expenses allocated to the Fund. We have included Department expenses in the current analysis. Actual paid administrative expenses for the Fund for the 4/1/2020 through 3/31/2021 fiscal year were \$5.757 million to PCG and \$0.854 million to the DOH. We

expect the annual administrative expense to decrease on a per member basis over the next few years due to continued economies of scale.

- Exhibit 1 summarizes Fund payments by benefit type since 4<sup>th</sup> quarter of 2012. Compared to the Virginia Birth Related Neurological Injury Compensation Fund, another state-run birth injury fund serviced by Pinnacle, the Fund is having a substantially higher percentage of overall costs in medical and hospital costs, medical equipment and prescription drug costs, and corresponding lower percentages in nursing and long-term care costs.
- As of March 31, 2021, sixty-one (61) participants have received more than \$1 million in benefit payments, with twenty-two (22) of these participants receiving more than \$2 million in benefit payments. Based on current annual severities by individual member, we expect eleven (11) more members to cross the \$1 million threshold in the next twelve months. These benefit payments do not include prescription amounts handled in bulk by vendors; see Exhibit 7, page 11 for total prescription drug payments handled in bulk.
- In response to the COVID-19 pandemic, two changes were made to Fund benefits payments. Benefits were temporarily expanded to include cleaning and disinfectant products in certain cases. In addition, timely filing requirements were temporarily waived. The expanded Fund benefits remain in effect as of March 31, 2021. Timely filing requirements were reinstated on February 9, 2021.

## ***Background***

“The Medical Indemnity Fund was established in 2011 to provide a funding source for future health care costs associated with birth-related neurological injuries. Enrollees of the Fund are plaintiffs in medical malpractice actions who have received either court-approved settlements or judgments deeming the plaintiffs' neurological impairments to be birth-related.”<sup>1</sup> More specifically, a “birth-related neurological injury” is “an injury to the brain or spinal cord...that occurred in the course of labor, delivery or resuscitation, or by the provision or non-provision of other medical services during the delivery admission.”<sup>2</sup> These injuries must result in a physical impairment, a developmental disability, or both. Any party to a medical professional liability claim can request for the judgment to reflect eligibility for participation in the Fund. Upon this judgment, the participant is eligible to receive covered benefits from the Fund. The Fund currently is financed through a budget allocation from the state of New York.

Benefits provided by the Fund include:

- Medical, Dental, Surgical and Hospital Care
- Nursing and Custodial Care
- Prescription and Non-Prescription Drugs
- Rehabilitation Services
- Durable Medical Equipment and Assistive Technology
- Certain Home and Vehicle Modifications
- Other Health Care Costs for Medical Services and Supplies for Participants

The NYS DOH serves as the administrator of the Fund. Beginning on October 1, 2019 the New York State Department of Health (NYS DOH) replaced the NYS DFS as the Fund's administrators. For the first year of the MIF's operations, Sedgwick CMS served as the Fund's third party administrators (TPA). For the second year of operations, they were replaced by Alicare. As of September 1, 2017, PCG took over the claims handling while Alicare continued to work with Fund enrollment and case management until September 1, 2018. PCG now handles case management and enrollment services as well as claims. Pinnacle serves as the actuarial advisors to the Fund as well as the only other two state-run birth injury funds in the U.S., the Virginia Birth Related Neurological Injury Compensation Fund and the Florida Neurological Injury Compensation Association.

According to part 6(a) of section §2999-i of the New York Public Health Law Title 4:

---

<sup>1</sup> Provided by NYS DFS

<sup>2</sup> [http://www.dfs.ny.gov/insurance/mif/mif\\_faqs.htm](http://www.dfs.ny.gov/insurance/mif/mif_faqs.htm)

“the superintendent of financial services shall conduct an actuarial calculation of the estimated liabilities of the fund for the coming year resulting from the qualified plaintiffs enrolled in the fund....If the total of all estimates of current liabilities equals or exceeds eighty percent of the fund’s assets, then the fund shall not accept any new enrollments until a new deposit has been made pursuant to subdivision five of this section. When, as a result of such new deposit, the fund’s liabilities no longer exceed eighty percent of the fund’s assets, the fund administrator shall enroll new qualified plaintiffs in the order that an application for enrollment has been submitted in accordance with subdivision seven of section twenty-nine hundred ninety-nine-j of this title.”

In addition, part 6(d) states that “suspension of enrollment....shall not impact payment under the fund for any qualified plaintiffs already enrolled in the fund.”

### ***Data, Methods & Assumptions***

Given that the Fund has been in operation for less than ten years, a number of sources of information are still in the formative stages. Pinnacle has worked with Alicare and is working with PCG to ensure that their claims databases are sufficient to support these ongoing quarterly reports and to enhance the ongoing management of the Fund.

Early in the Fund’s operations, some health care benefits that should have been paid by the Fund were erroneously paid by New York Medicaid. Pinnacle was provided detailed benefit payment information on these costs by the NYS DOH and they are reflected in the exhibits.

Some of the long-term forecasts and industry benchmarks used in the analysis are based on data for the birth injury funds in Virginia and Florida, as well as medical professional liability insurers in the state of New York. These have been significantly modified based on data from the Fund as it becomes more credible.

Assumptions that we are currently monitoring include:

- Benefit payment patterns
- The lag between a participant’s birth and joining the Fund
- Participant mortality rates
- The rate of medical inflation in the state of New York
- Appropriate rates for discounting benefit payments
- Projected administrative expenses over a participant’s lifetime



One significant area of ongoing review of assumptions relates to the expected number of claims per 10,000 live births. Initially, 1.10 participants per 10,000 births were assumed based on data from Virginia and Florida. After the first year, the frequency rate was increased to 2.90 participants per 10,000 births. In the first quarter 2014 report, the expected number of eligible Fund participants was increased from 2.90 per 10,000 live births to 3.48 to be more consistent with the first two full fiscal years of experience and present more realistic financial projections for the next five years. In late 2016, we increased the assumption to 4.50 participants per 10,000 births to better reflect ongoing frequency data. It should be recognized that this is over four times the number of participants per 10,000 live births experienced by the birth funds in Florida and Virginia. Starting with the March 31, 2018 analysis, we reduced this assumption to 4.00 participants per 10,000 births to acknowledge lower than expected Fund participation rates. Due to recent changes in the Fund and the admittance of participants with less severe diagnoses such as ADHD and autism, we may find it necessary to revisit these frequency assumptions.

As we are accumulating more credible amounts of benefit payments data, several differences are emerging from Virginia's birth fund experience. To illustrate, we show the annual benefit payments during calendar years 2018, 2019 and 2020 to Fund participants that were admitted to the program prior to the beginning of each year and were living at the conclusion of the calendar year (i.e. participants that have a full year of benefit payments) on the following graph. We then compare the Fund's data to data from Virginia. Additional severity information is contained in Exhibit 1, Page 2 and Exhibit 6<sup>3</sup>.

---

<sup>3</sup> The remaining portion of the **Data, Methods and Assumptions** section has been updated for the MIF 2020 Q4 report. This section is updated annually as another calendar year of data emerges.

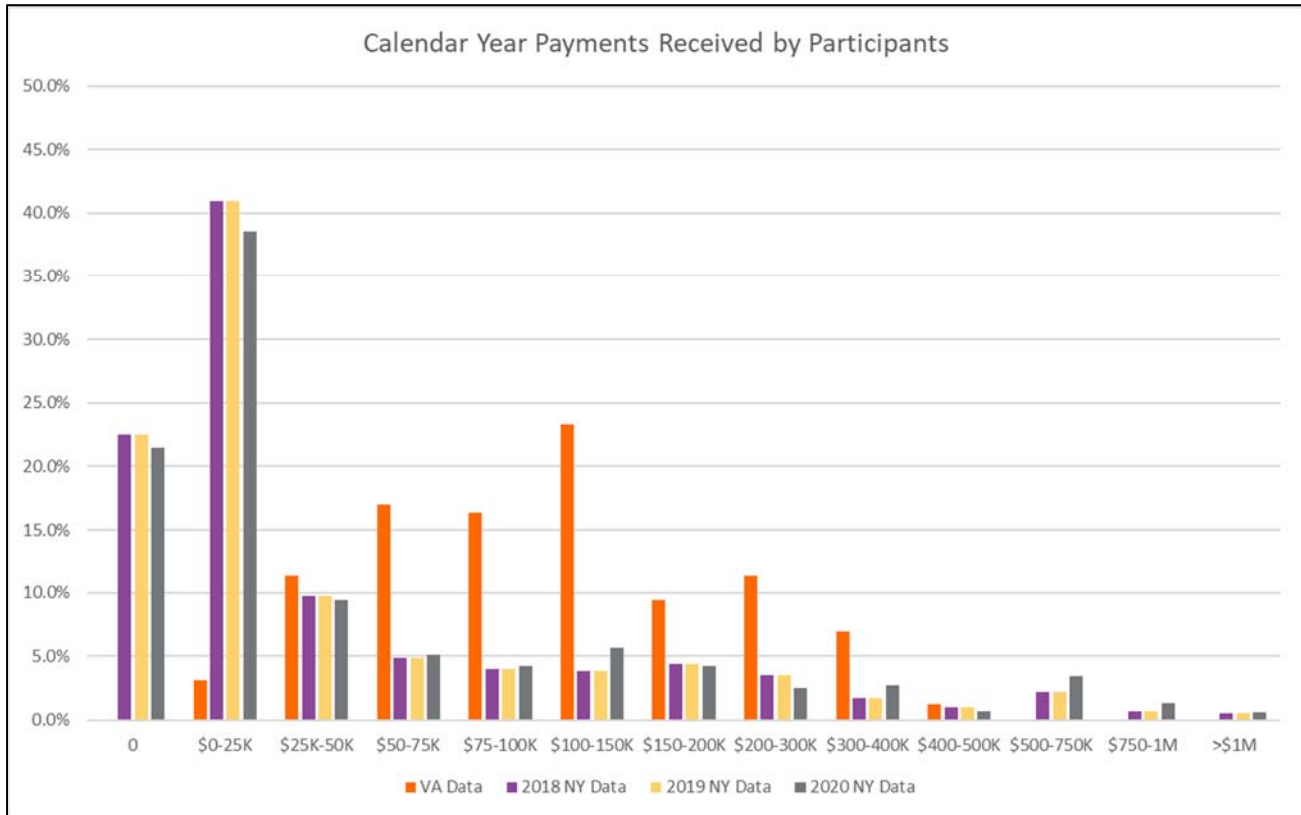


Chart 1: Calendar Year Payments Received by Participants

This comparison continues to raise three key issues. We will pose each issue as a question, then offer more comments below.

- 1) The Fund has significantly more participants with \$0 of benefit payments during the year. Will these participants have benefit payments at some point?
- 2) The Fund has substantially more participants with less than \$25,000 in annual benefit payments. Is there something about the Fund’s enabling legislation that is causing this or will their costs increase over time?
- 3) The Fund had twenty-two participants in 2018, twenty-six participants in 2019, and forty-one participants in 2020 with annual benefit payments totaling over \$400,000. Virginia’s birth fund had only two participants in their latest calendar year that breached this threshold. Admittedly, there are sample size issues, but will this phenomenon continue to persist?

**Participants with \$0 in Benefit Payments**

To address the first issue, we analyzed the participants that had been in the Fund for more than one year as of December 31, 2020. We found that of these participants, 7.5% showed \$0 in benefit payments as of December 31, 2020. Approximately 2.5% of participants showed only prescription drug payments through vendors based on schedules provided by PCG. We also grouped participants based

on number of years in the Fund and found that these percentages are similar to those in our prior year-end analyses:

| <u>Time in Fund</u> | <u>Number of Participants</u> | <u>Number of Participants With Payments</u> | <u>Percentage of Participants With Payments</u> |
|---------------------|-------------------------------|---|---|
| 3 years or longer   | 527                           | 498   | 94.5%   |
| 2 years or longer   | 601                           | 565   | 94.0%   |
| Longer than 1 year  | 678                           | 627   | 92.5%   |

Table 2: Participants with Payments (in the Fund longer than 1 year)

Based on the data collected so far and assuming no significant changes in health insurance, we believe it is reasonable to assume that approximately 6% of Fund participants will not receive any benefit payments over their lifetimes. Hence while 21% of the participants in the graph above showed \$0 in payments for calendar year 2020, we expect that over the long run only 6% of participants will receive \$0 in benefit payments.

**Participants with Less than \$25,000 in Annual Benefit Payments**

The second issue, a higher number of participants with less than \$25K in annual payments, may be related to the difference in the definition of “birth-related injury” between the Fund and Virginia. In Virginia, participants must be “permanently motorically disabled and developmentally disabled or cognitively disabled (emphasis added)” as well as “need assistance with all daily living activities.”<sup>4</sup> The New York Fund requires either a physical or mental disability (emphasis added); both types are not required. Several of the Fund’s patients have injury diagnoses that tend to be physical-only injuries, particularly Brachial Plexus and Erb’s Palsy. These injury types show significantly lower severities than other types (see Exhibit 1, Page 2); while 12.1% of Fund participants have one of these diagnoses, they have accounted for approximately 0.7% of the Fund’s total payments. However, physical-only or mental-only disabilities classified within other injury categories may also be contributing to the low severities. We do not have the detailed diagnosis information to further explore this hypothesis.

Over the long term, we show that over 60% of participants will receive more than \$25K in benefit payments:

---

<sup>4</sup> From [vabirthinjury.com/eligibility-benefits-claims](http://vabirthinjury.com/eligibility-benefits-claims)

| <u>Time in Fund</u> | <u>Number of Participants</u> | <u>Number of Participants With &gt;\$25K Paid</u> | <u>Percentage of Participants With &gt;\$25K Paid</u> |
|---------------------|-------------------------------|---|---|
| 3 years or longer   | 527                           | 329   | 62.4%   |
| 2 years or longer   | 601                           | 366   | 60.9%   |
| Longer than 1 year  | 678                           | 399   | 58.8%   |

Table 3: Participants with At Least \$25K Paid (in the Fund longer than 1 year)

Previously, long-term benefit payments shown in this table did not include prescription/non-prescription drug payments currently handled in bulk by Fund vendors. This exclusion made a significant difference as approximately 85% of prescription/non-prescription drug costs are now handled in bulk (compare current quarter vendor payments at the bottom of Exhibit 7 to total prescription payments on Exhibit 1, page 1). We are now regularly provided with vendor schedules by PCG which allows us to approximate prescription drug payments by member. We therefore include these payments when reviewing Fund utilization by member, but for accuracy we do not include these values when calculating average severities or calendar year payments by member.

### **Participants with More than \$400,000 in Annual Benefit Payments**

The phenomenon mentioned in the third issue, participants with very large annual payments, has continued to grow since 2016. In calendar year 2017, eight participants received more than \$400K in benefit payments. In calendar year 2018, this number increased to twenty-two with one member receiving over \$1 million in benefit payments. In calendar year 2019, twenty-six participants received more than \$400K in benefit payments with three members receiving over \$1M in benefit payments. A significant increase occurred in calendar year 2020, where forty-one participants received more than \$400K in benefits payments and four participants received over \$1M in benefit payments. These numbers are also prior to any allocation of prescription/non-prescription drug payments processed in bulk by Fund vendors. We reviewed payments by category (other than prescription/non-prescription drugs) for these forty-one participants in order to determine whether large one-time payments (such as hospitalizations or home modifications) could be responsible for this increase. As in prior years, we found that nearly 80% of payments in 2020 for these members were due to nursing costs. Since nursing costs are expected to result in regular, ongoing benefits (and quarterly payments) over time as opposed to one-time expenses, it is likely that these high payment levels will continue, and continue to increase, for these participants and others in the future. Taking a long-term view, nineteen participants show an average annual benefit cost of over \$400,000 per year of membership in the Fund.

We are continuing to monitor these phenomena and will continue to add additional analysis as appropriate and as more information emerges.

As frequency and severity patterns were observed over time, changes to the assumptions regarding the expected frequency and severity of claims were made to the 4th quarter 2014 analysis and again in the second quarter of 2016 due to observed frequencies and severities differing from original assumptions. These assumptions are detailed above in this report. Furthermore, we expect to continue monitoring participation frequency and re-visit our selections regularly.

## ***Discussion and Analysis***

### **Number of Qualifying Participants**

Based on the loss runs provided by Sedgwick CMS, Alicare, PCG and DOH valued as of March 31, 2021, there are eight hundred and ten (810) participants that have qualified for the Program as of this date; seven hundred and ninety-seven (797) were still living as of March 31, 2021. This information is summarized in Exhibit 6, Page 2.

There were thirty-one (31) new participants to the Fund in the third quarter of fiscal year 2020-21, approximately fourteen (14) more than expected for the quarter. In addition, one participant that was admitted in the fourth quarter of fiscal year 2019-20 was first reported to us during this quarter. In total, the Fund admitted one hundred (100) new participants in the 2020-2021 fiscal year, approximately thirteen (13) more than expected at March 31, 2020. Instead of assuming uniform admittance throughout the year, we incorporate the apparent pattern of a higher admittance rate near the beginning of a fiscal year. This change was first introduced in the June 30, 2019 analysis.

In 2019, legislation passed as part of the New York State budget included procedural amendments for the Fund. One particular change removes the Fund administrator's role in determining if a plaintiff is a "qualified plaintiff" and therefore eligible for the Fund. Since this change became effective on October 1, 2019, one hundred and seventy-one (171) participants have been admitted into the Fund, or approximately 20% of the Fund's current membership.

The number of Fund participants and the distribution of participants by age warrants continued monitoring. The average age of a Fund participant at the time of admission is about 8.9 years which is approximately four years older than the age of a Virginia Birth Fund participant at admission. Since the 2015-16 fiscal year, average age of admittance is higher at 9.2 years. Average admittance age for the most recent quarter is 9.4 years.

The number of eligible participants is expected to continue increasing for at least 30 years as more participants are admitted to the Fund each year.

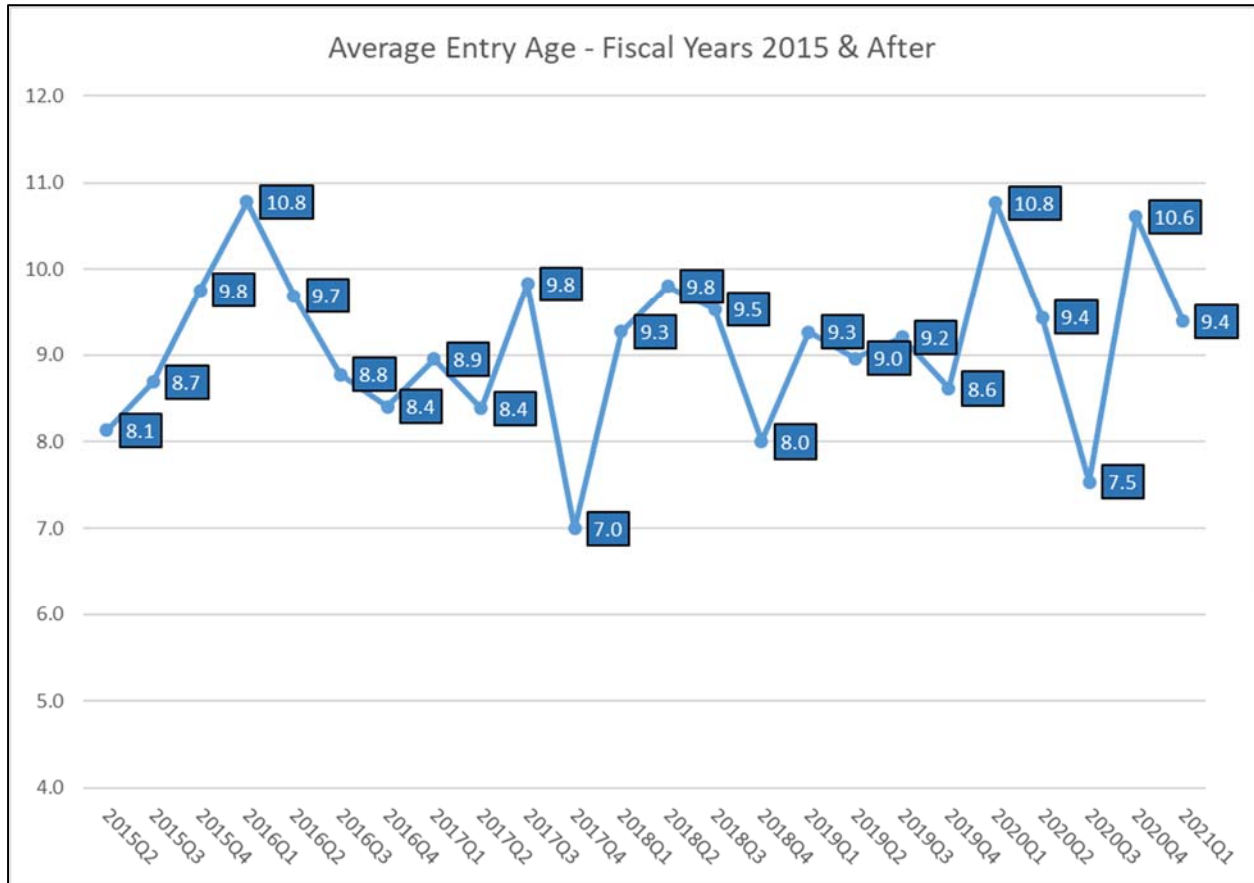


Chart 4: Average Entry Age of Fund Participants Since 2015-16 Fiscal Year

### **Mortality Experience/Life Expectancy**

It is reasonable to expect that average life expectancies for Fund participants will average in the high twenties as a group, unless the different admission standards materially change life expectancies relative to the Virginia and Florida birth funds. The current life expectancies of the Virginia birth fund are 28.4 years from birth and 29.1 years for participants that reach the age of three (3). As of March 31, 2021, the Fund has experienced the death of thirteen (13) of its participants. Furthermore, only nineteen (19) Fund participants were admitted prior to the age of three. The following graph shows the distribution of current Fund participants by age.

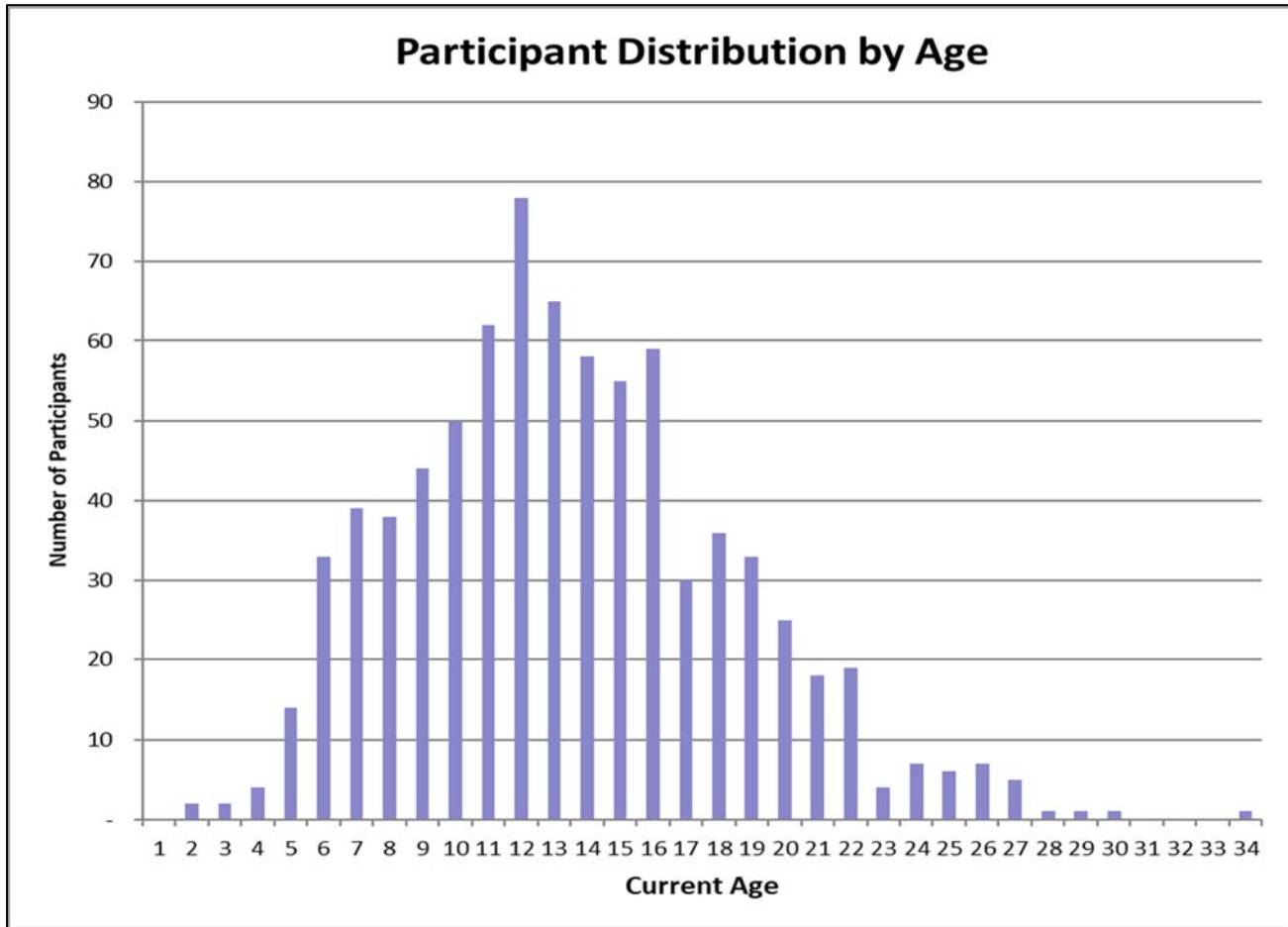


Chart 5: Age Distribution of Fund Participants

Due to the low number of Fund participant deaths (1.6% of admitted participants are deceased), we still do not yet have enough credible data to compare Fund participant life expectancies with Virginia life expectancies. However, we have revised initial mortality assumptions to reflect lower than expected mortality thus far. We hypothesize that the inclusion of physical-only and mental-only injuries may lead to higher Fund life expectancies than Virginia life expectancies, but we require more data to support or refute this hypothesis.

**Actuarial Calculation of Estimated Fund Liabilities**

We have been asked to project expected fund liabilities for the next ten fiscal years of the MIF. To do this, we have estimated the ultimate benefit payments for the participants admitted to the Fund each quarter on both a nominal and discounted basis. Three methods were used as a reasonability check for estimating ultimate benefit payments by the year in which a participant was accepted to the Fund. A loss development method was used in which actual benefit payments to date were divided by the expected percentage of ultimate benefits as of each participant-quarter’s maturity. These percentages were developed based on information for the Virginia Birth Fund and modified to reflect the older

average age of the Fund participants upon admittance and the Fund's actual payments. An expected loss method was also used in which expected ultimate benefit payments by quarter were also estimated using a weighted average of expected average ultimate benefit payments per Fund participant overall and by quarter of eligibility. Finally, a Bornhuetter-Ferguson (B-F) technique estimates ultimate losses using a combination of expected losses and loss development techniques. See Exhibit 6, page 1 for the application of these three techniques. The resulting selected severities are shown on Exhibit 6, page 2.

On December 31, 2016, legislation was signed expanding eligibility for the Fund to non-hospital births and significantly raising reimbursement rates for the period from July 1, 2017 through December 31, 2019. This period was extended to December 31, 2020 in recent New York State budget legislation, then further extended to December 31, 2021. For this analysis, we have been asked to assume that the increased rates will continue in perpetuity. We prepared an extensive costing study in March 2017 estimating the impact of this change on participant severities based on the expected increased participation and reimbursement rates. Since that time we have relied primarily on these severities, modifying them as actual experience emerges for living participants and using the other three methods as a reasonability check. The current selected severities can be seen in Exhibit 6, Page 2.

For the March 31, 2018 analysis, the March 31, 2019 analysis, the March 31, 2020 analysis, and the current analysis, we adjusted the severity assumptions for participants already admitted into the Fund based on Fund experience. These severities vary based on the participant's admittance year to the Fund. The timing of the payments used in our severity estimates also reflect the amount of time a participant is expected to live, so that these severities take participant mortality into account. See Exhibit 6, Page 2 for more detail on these numbers.

Based on this approach and the current legislation, we estimate that the 797 living admitted Fund participants will ultimately receive benefit payments on the order of \$4.987 billion (including the \$240.0 million in benefits already paid and \$4.748 billion in expected future payments). Adjusting for the time value of money at a 2.0% discount rate results in a present value for these benefits of \$2.835 billion. See Exhibit 5, Pages 3 and 6 for more detail on these numbers.

Actual benefit payments in the final quarter of the 2020-21 fiscal year were \$19.137 million. This amount is \$3.329 million higher than expected at the prior quarterly analysis. This impact may be due to the waiver of the timely filing requirement in light of the COVID-19 pandemic. The timely filing requirement was reinstated on February 9, 2021. Cumulative total benefit payments for the 2020-21 fiscal year (4/1/20 – 3/31/21) are therefore \$68.200 million. See Exhibit 3 for more detail regarding these numbers. It is important to recognize that these amounts can vary significantly each quarter. We are continuing to monitor our estimation methodology closely as it is quite sensitive to several key assumptions.



### **Amount of Benefits Paid**

Based on payment data provided by PCG, \$19.137 million was paid to Fund participants during the final quarter of the 2020-21 fiscal year (1/1/21 – 3/31/21). These payments are \$3.329 million higher than the expected benefit payments as of the December 31, 2020 analysis. This increase may be attributable to the expansion of Fund benefits due to COVID-19 and the delay in benefit payments for prior quarters due to the waiver of the timely filing requirement. See Exhibit 3 for more detail.

We have investigated to see if there are material differences in the types of injuries experienced by participants in the New York Fund versus those in Virginia and Florida that may explain some of the differences we are seeing between actual and expected payments. As noted previously, the Virginia program requires both a physical and developmental/cognitive disability and the participant must “need assistance with all daily living activities”<sup>5</sup> to qualify for admittance. This standard for Virginia is therefore stricter than for the Fund, which requires either a physical or mental disability but not necessarily both. This difference appears to be contributing to the Fund’s higher frequency of participants per live births as well as a higher frequency of participants with less than \$25,000 in payments per year. For example, the Center for Disease Control and Prevention considers cerebral palsy a motor disability<sup>6</sup>. While children with cerebral palsy often have a co-occurring physical or developmental disability, cerebral palsy can exist separately from intellectual disability. As participants with cerebral palsy account for 20% of the Fund’s participants and 29% of the Fund’s payments (see Exhibit 1, Page 2), this distinction could be impacting the Fund’s divergence from Virginia’s experience. In addition, we recognize that certain diagnoses tend to be “physical-only” (i.e. Brachial Plexus and Erb’s Palsy). However, we do not have detailed diagnosis data nor the medical expertise that could inform further investigation.

### **Patterns of Utilization**

It is too early in the life of the Fund to provide any credible conclusions regarding patterns of utilization, particularly as the legislative change may have impacted Fund utilization. However, Pinnacle continues to work with PCG and the New York DOH to develop the data capabilities to provide this type of analysis in the future. Specifically, we have developed and continue to maintain detailed benefit payment information by participant, diagnosis, Fund fiscal year and benefit type. The benefit types being captured are intended to reflect the benefits provided by the Fund’s legislation and follow form with existing databases in Florida and Virginia.

---

<sup>5</sup> From [vabirthinjury.com/eligibility-benefits-claims](http://vabirthinjury.com/eligibility-benefits-claims)

<sup>6</sup> <https://www.cdc.gov/ncbddd/cp/data.html#references>

Exhibit 1 shows payment detail (provided through 3/31/21) grouped into the following categories:

- Medical Treatment
- Hospital Based Care
- Surgical Care
- Nursing Care
- Dental Care
- Rehabilitation Care
- Custodial Care
- Durable Medical Equipment
- Home Modifications
- Vehicle Modifications
- Prescription and Non-Prescriptive Drugs
- Other Health Care Costs
- Assistive Technology
- Other Payments

Our analysis suggests benefit payment patterns that differ from the Virginia data. To date, the Fund has a substantially higher percentage of overall costs in medical and hospital costs, medical equipment and prescription drug costs, and corresponding lower percentages in nursing costs. To improve our understanding of the prescription drug costs, PCG now provides vendor payment data that allow us to explore prescription drug costs on a by-member basis (although these summaries do not directly map to the quarterly payment summaries and prescription drugs must still be handled in bulk for our overall analysis). This data is summarized in Exhibit 1, Page 1 and shown graphically below. Exhibit 1, Page 1 also compares New York data to benefit payments in Virginia. Nursing costs are the majority of total payments in both states.

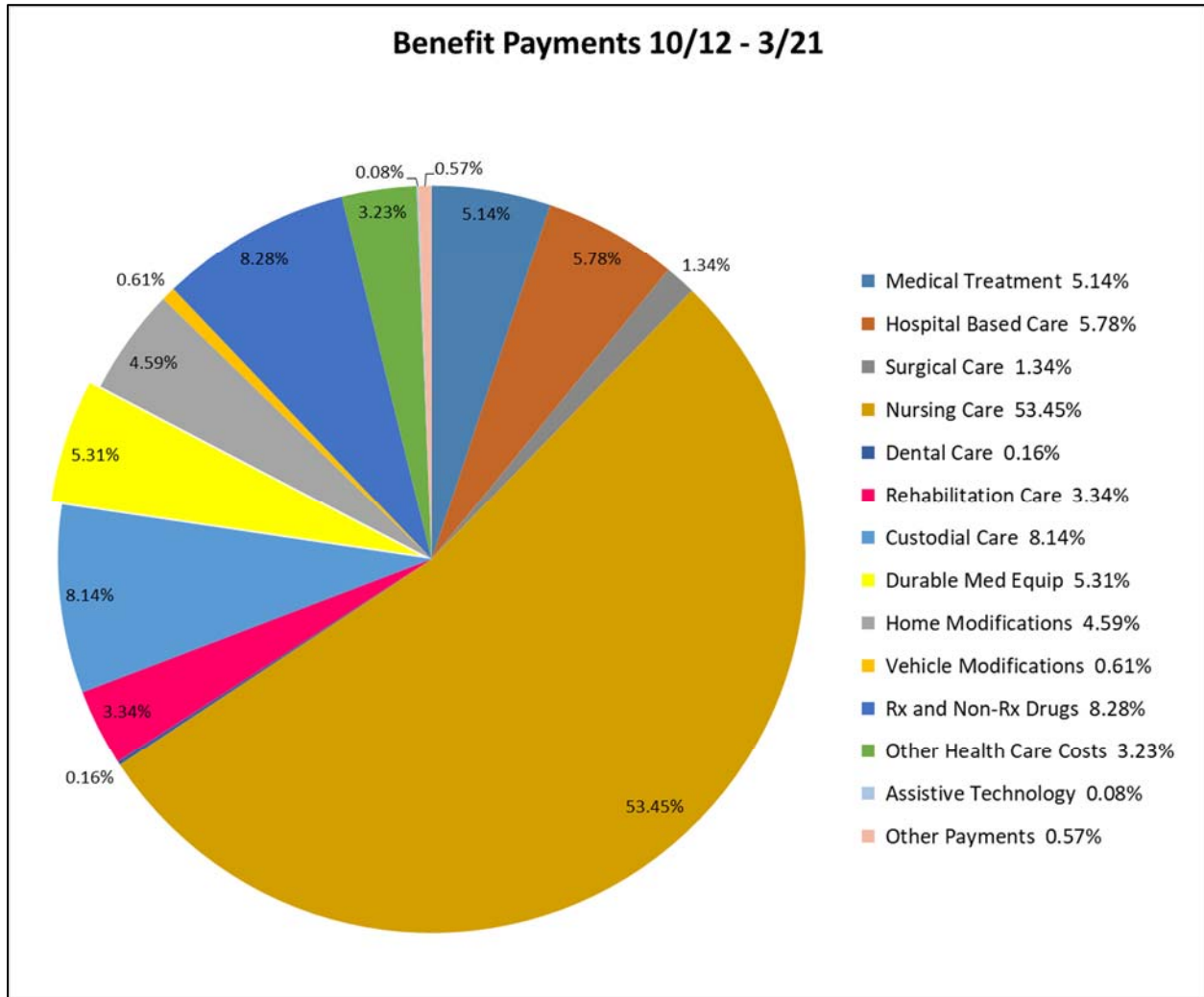


Chart 6: Benefit Payments by Category

In 2017, two significant changes occurred – the legislation signed in December 31, 2016 to increase reimbursement rates went into effect, and claims handling for the Fund’s benefit payments was switched from Alicare to PCG. The Payments Per Participant Summary is provided to illustrate the impact of these changes, comparing the 2016-17 fiscal year (the year prior to these changes) to payments in the most recent four quarters of the Fund. While the overall increase in average payments of 83.6% is due primarily to the increased reimbursement rates, the distribution of payments between categories may have been affected by the change from Alicare to PCG. The Other Health Costs category in particular now includes medical supplies, hearing screenings, and other assessments not separately identified in the Alicare data but provided in a more granular way in the PCG data. This category may be reflecting payments that would previously have been assigned to another category of payments. The Assistive Technology category has also seen significant increase. While this increase may be due to the change to PCG, most of the new payments are related to speech generating devices, which may simply be a technology that was not often utilized by participants in the past.

Another key aspect of the database needed to evaluate patterns of utilization is differences in the medical and mental condition of the Fund's participants. To facilitate this dimension of our future analysis, Pinnacle worked with Alicare to track a number of characteristics for each Fund participant, including:

- Current Age
- Gender
- Injury Description
- Other Insurance (i.e. whether participant holds other insurance)
- Ambulatory Status
- Use of a gastric feeding tube (G-Tube)
- Ability to lift head from the prone position
- Use of a ventilator
- Use of a tracheostomy tube (trach tube).

Most of these characteristics are still available through the data PCG now provides, although we have not been provided with the participant limitations (such as the use of a gastric feeding tube) that have been found to be valuable in the Virginia analysis. In Virginia, several of these characteristics have been shown to influence life expectancies and average annual benefit payments. While we do not have the data yet to evaluate life expectancies by diagnosis, we are continuing to compile average annual benefit payment information for all members with over 1 year of participation in the Fund and are tracking current patterns to inform future analyses.

### **Benefit Payments and Injury Type**

For nearly all Fund participants, the nature of the injury and primary diagnosis permitting entrance into the Fund has been provided to Pinnacle as part of the quarterly enrollment data. Although strict standardization of participant injury types is not provided, sufficiently detailed descriptions of the nature of the injury have allowed us to judgmentally categorize participants into standardized injury type groups. As with the benefit type categorization, injury type categorization can aid in identifying differences in injury types that are relevant to the management of the Fund.

We have categorized the primary diagnosis for each Fund participant into one of the following injury types:

- Brachial Plexus
- Cerebral Palsy
- Developmental Delays
- Encephalopathy

- Erb's Palsy
- Hemiplegia
- Mental Retardation
- Neurological Disabilities
- Quadriplegia
- Spastic Diplegia
- Spastic Paraplegia
- Spastic Quadriplegia
- Other
- Not Available

The following is a graph of the distribution of participants by injury type group above. Spastic quadriplegia, cerebral palsy, and encephalopathy combine to make up about 74% of total benefit payments.

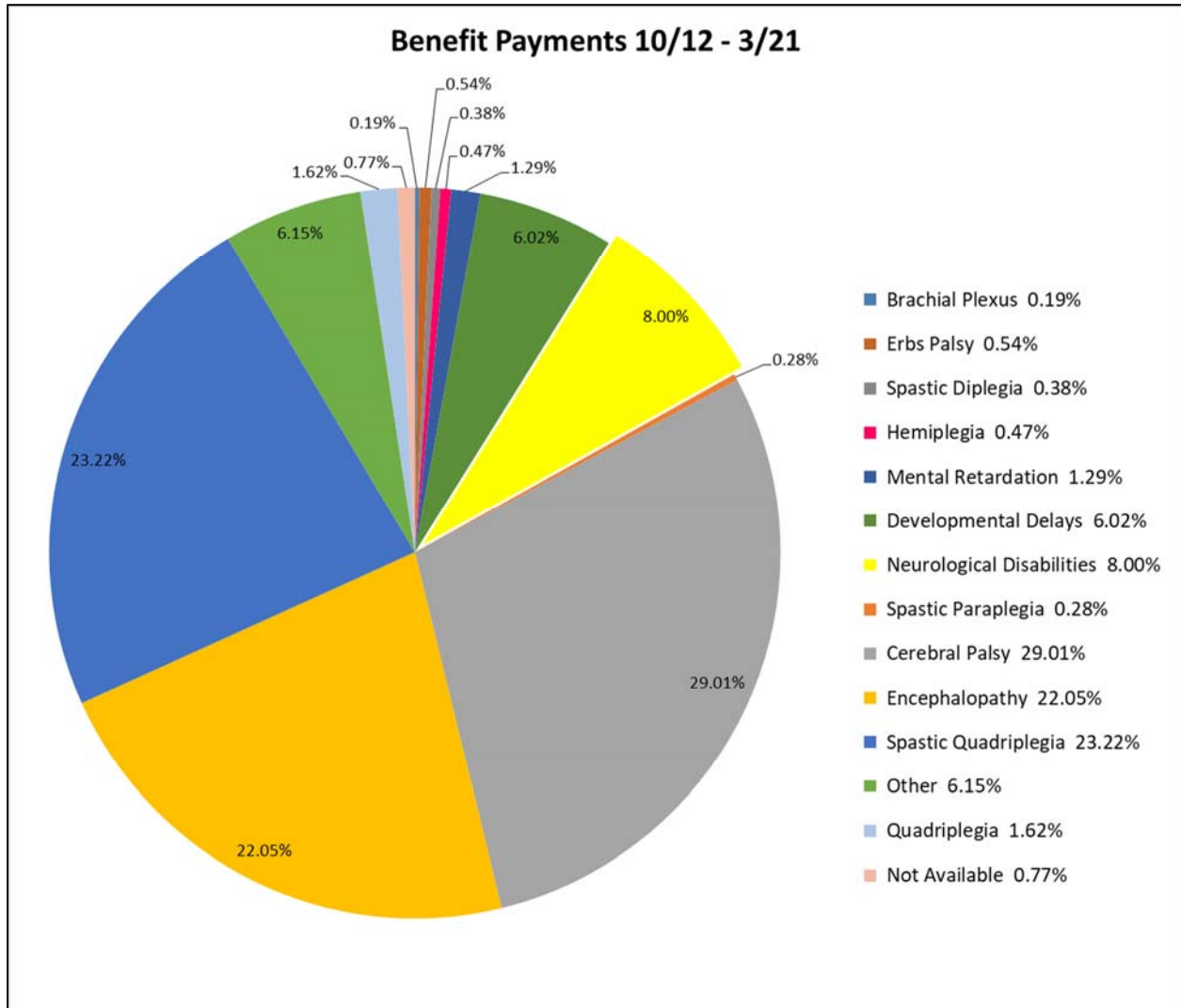


Chart 7: Benefit Payments by Injury Type

It is clear from the graph that the Fund’s participant composition by injury type is varied, but also concentrated in a handful of categories. The following graph illustrates the number of participants and average payment by injury type through the current quarter.

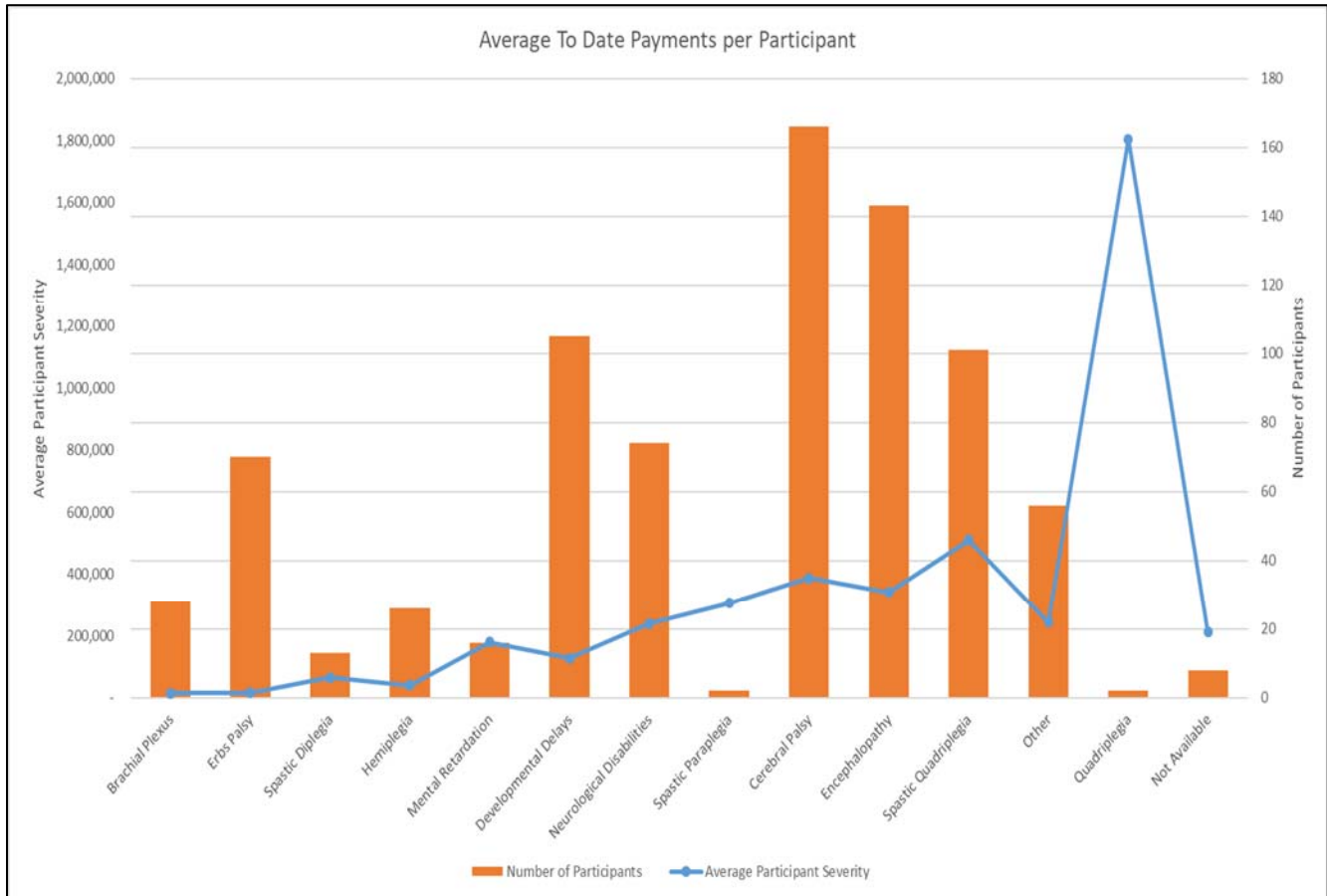


Chart 8: Average To Date Payments per Participant

Participants with injury types of Cerebral Palsy, Encephalopathy or Spastic Quadriplegia comprise approximately 51% of the total participants, but account for approximately 74% of total payments, resulting in relatively large average payments. Conversely, participants with injury types of Brachial Plexus, Erb’s Palsy, Spastic Diplegia, Hemiplegia, Mental Retardation, or Developmental Delays have relatively low average payments, accounting for only 9% of total payments while comprising approximately 32% of the total participants. The large number of participants in the Neurological Disabilities categories with relatively low benefit payments is also noteworthy.

**Inflationary Patterns of Types of Services**

It is far too early in the life of the Fund to provide any credible conclusions regarding inflationary patterns based on Fund payments alone. However, data from the Bureau of Labor Statistics provides a helpful look at the impact of inflation on medical costs in the state of New York through the end of calendar year 2020:

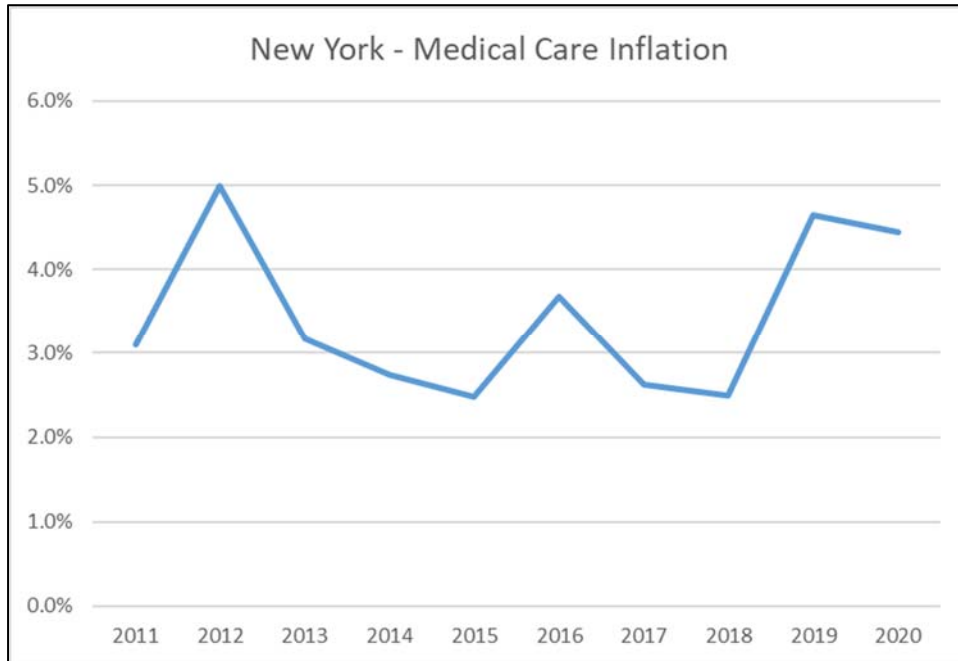


Chart 9: Medical Care Inflation in the State of New York

Average inflation over the past five years is 3.6%. In the March 31, 2019 analysis, we reviewed these inflationary trends and adjusted our assumptions to contemplate a 3.0% inflation rate for the Fund’s benefit payments, reduced from the 3.5% inflationary rate used in prior analyses. Sensitivity tests for the impact of the inflation rate on the current estimated unfunded liability are shown in the following table:

| Inflation Rate Sensitivity Test<br>(\$ in thousands, on a present value basis) |                       |  |                                 |
|--|-----------------------|--|---------------------------------|
|  | <u>Inflation Rate</u> | <u>Surplus/<br/>(Unfunded Liability)</u> | <u>Difference From Baseline</u> |
| Baseline   | 2.5%                  | (2,357,698.5)                            | 327,797.7                       |
|  | 3.0%                  | (2,685,496.3)                            | -                               |
|  | 3.5%                  | (3,075,342.8)                            | (389,846.5)                     |
| At 2.5% discount   | 3.5%                  | (2,710,492.4)                            | (24,996.2)                      |

Table 10: Sensitivity of Results to Inflation Rate



In addition, based on our experience in Virginia, we are confident that the detailed claims benefits payment database being constructed will prove invaluable once more benefits experience has been accumulated.

### **Administrative Expenses**

Pinnacle was provided information in early 2017 on administrative expenses charged by Alicare to the Fund for claims administration and enrollment services. As of September 1, 2017, the claims administration was taken over by PCG while Alicare continued to service enrollment to the Fund. One year later at September 1, 2018, PCG began providing enrollment services as well in place of Alicare.

Prior to these changes in claims administration, Alicare was charging the Fund \$809 per Fund participant per month. Under the current payment structure, the total administrative costs were initially estimated at approximately \$653 per Fund participant per month (see Exhibit 8 for current cost estimates). This cost is set to continue decreasing over the next few years as the addition of new participants will reduce the fixed cost per member. We were also provided with current and projected administrative expenses for the Department that are allocated to the Fund. Estimated future administrative expenses (including expenses attributable to the Department) comprise approximately 10% of expected future benefit payments on a nominal basis; this is expected to decrease to approximately 10% of future payments over the next ten years. In Virginia, future expenses are close to 5% of future benefit payments. As more participants join the Fund, we expect the per participant administrative costs to decrease under the current contract.

At the beginning of the fiscal year (March 31, 2020), we estimated \$5.788 million in PCG administrative expenses during the upcoming 2020-2021 fiscal year (see Exhibit 2, Page 1 of our report for 2020 Q1). This number was based on expected, not actual, participant counts. Actual paid administrative expenses for the Fund for the 4/1/2020 through 3/31/2021 fiscal year were \$5.757 million to PCG and \$0.854 million to the DOH for a total of \$6.611 million. We annually compare expected administrative expenses to actual administrative expenses as a check on our estimates. Going forward, we will continue to project estimated future expenses due to the DOH.

### **Impact of Available Health Insurance**

It is also far too early in the life of the Fund to provide any credible conclusions regarding the impact of available health insurance. However, the detailed benefit payment database described earlier and summarized in Exhibit 1 will prove invaluable once more payment experience has been accumulated. One early item of note is the number of participants with Medicaid has been consistently tracking at more than half of the Fund's participants. Currently about 61% of all Fund participants rely on Medicaid. As shown below, average annual payments relative to time in the Fund appears to differ somewhat between members with and without insurance.

|                   | <u>Participant Years</u> | <u>Paid Benefits</u> | <u>Total Severity</u> |
|-------------------|--------------------------|----------------------|-----------------------|
| With Insurance    | 1,404.75                 | 69,825,639           | 49,707                |
| Without Insurance | 2,344.00                 | 152,896,359          | 65,229                |

Table 11: Participant Years of Participation and Paid Benefits, with and without Insurance

### **Investment Earnings**

The Fund earned \$1,049,303 of investment income during the period from 4/1/20 through 3/31/21. Over that period, we estimate the Fund’s average balance to be \$210,932,916, indicating a 0.5% investment return on the Fund balance. During the prior period (from 4/1/19 through 3/31/20), we estimated an average 2.1% investment return on the Fund’s investments (see our report as of 3/31/2020). This is in comparison to the 2.0% discount rate used in our current analysis. We have tested the sensitivity of our analysis to changes in the discount rate. The results of this testing are shown in the following table.

| Discount Rate Sensitivity Test<br>(\$ in thousands, on a present value basis) |                      |                                      |                                 |
|---|----------------------|--------------------------------------|---------------------------------|
|   | <u>Discount Rate</u> | <u>Surplus/ (Unfunded Liability)</u> | <u>Difference From Baseline</u> |
| Baseline  | 1.5%                 | (3,060,686.9)                        | (375,190.7)                     |
|   | 2.0%                 | (2,685,496.3)                        | -                               |
|   | 2.5%                 | (2,384,297.7)                        | 301,198.6                       |
| At 3.5% inflation   | 2.5%                 | (2,710,492.4)                        | (24,996.2)                      |

Table 12: Sensitivity of Results to Discount Rate

We have not been provided further information regarding the Fund’s investment returns on the Fund’s invested assets at this time. It appears that the Fund’s investment performance is not tracked separately from other assets of the state of New York. Building up investment income on the Fund’s balance will be essential to the Fund’s ongoing financial strength as participants continue to enter the Fund and calendar year benefit payments continue to grow as the Fund moves toward a steady state over the next twenty or more years.

## ***Distribution & Use***

This Report has been prepared for the intended use of the NYS DOH. Further distribution of this report is controlled by Pinnacle's contract with the NYS DOH. Third parties reviewing the report should recognize that the furnishing of this report is not a substitute for their own due diligence and should place no reliance on this report or the data contained herein that would result in the creation of any duty or liability by Pinnacle to the third party.

Pinnacle consents to reference by the Department to Pinnacle's reports, opinions, advice and firm name in documents released by or at the direction of the Department concerning such financial examination findings. In any instances other than the Department's final examination report regarding the review of reserves and solvency analysis of the Fund in which Pinnacle is identified as the source of a paraphrase, quotation or partial quotation, the Department shall notify Pinnacle prior to such publication, so that Pinnacle may review said reference(s).

The exhibits attached in support of our findings are an integral part of this report. These sections have been prepared so that our actuarial assumptions and judgments are documented. Judgments about the conclusions drawn in this report should be made only after considering the report in its entirety. We remain available to answer any questions that may arise regarding this report. We assume that the user of this report will seek such explanation on any matter in question.

Our conclusions are predicated on a number of assumptions as to future conditions and events. Those assumptions, which are documented in subsequent sections of this report, must be understood in order to place our conclusions in their appropriate context. In addition, our work is subject to inherent limitations, which are also discussed in this report.

"Any and all Department communications, records, documents, written, oral or electronic communication or other information of any kind are confidential. [Pinnacle] shall not copy, transmit, deliver or communicate in any way to any other person or entity any such communications and/or information without the prior written consent of the Department."

"All information and materials received hereunder by [Pinnacle] from Department are and shall remain the sole and exclusive property of Department, and [Pinnacle] shall have no right, title or interest in or to any such information or materials by virtue of their use or possession hereunder by [Pinnacle]."

### ***Reliances & Limitations***

We have prepared this report in conformity with its intended use by persons technically competent in the areas addressed and for the stated purposes only. We are not accountants; our estimates in Exhibit 2 regarding balance sheet and income statement items are for illustrative purposes only and not intended as a strict interpretation of statutory or GAAP accounting.

Throughout our analysis we have, without audit or verification, relied on historical data and qualitative information provided by NYS DOH related agencies and MIF's services providers. The accuracy of our results is dependent upon the accuracy and completeness of this underlying data. Therefore, any material discrepancies discovered in this data or other information provided by NYS DOH, its related agencies or MIF's other service providers should be reported to us and this report amended accordingly.

This report includes graphs summarizing the Fund's raw data received for this and prior reports, information from the prior fiscal year-end report at March 31, 2020, and summary information from similar funds in other states. In addition, we also reference the Fund's analysis as of March 31, 2017 reflecting the a priori estimates of the legislation signed into law on December 31, 2016. Review of these prior reports may provide further clarification of our comments and conclusions.

There is a limitation upon the accuracy of these estimates in that there is inherent uncertainty in any estimate of unpaid claims obligations and benefits. This is due to the fact that the ultimate liability for claims is subject to the outcome of events yet to occur, e.g., future program participant life expectancies, medical cost inflationary trends, etc. We have employed generally accepted actuarial techniques and assumptions that we believe are reasonable and appropriate. Further, the conclusions presented herein are reasonable and appropriate and supported by our analysis, given the information currently available. However, it should be recognized that future loss emergence will likely deviate, perhaps materially, from our estimates.

Additional uncertainty arises from lack of historical data and use of industry benchmarks. Our projections of future loss emergence and benefit payments are based primarily on aggregate insurance industry loss development patterns. It is possible that these patterns may not be indicative of future loss development for MIF.

A substantial source of uncertainty relates to the emergence of the COVID-19 pandemic in early 2020. This uncertainty could impact the estimation of future payments in several different ways including changes associated with ongoing medical care of current participants due to the virus and administrative changes in response to the virus. At this point, it is not possible to reliably forecast these

impacts. The COVID-19 pandemic may have a material impact on our estimates of future payments as its effects emerge.

Estimates discounted for the time value of money can be more uncertain than those on an undiscounted basis. In addition to the usual uncertainty in projecting unpaid claims obligations and benefits, discounted estimates are also influenced by:

- Variations in the timing of actual benefit payments versus the rate of payment assumed in discounting estimates to present value
- Variation in the actual investment yield on the assets underlying the liabilities versus the assumed interest rate used in discounting.

While an explicit risk margin may be applied to account for this additional uncertainty, we have not incorporated an explicit risk margin in our analysis. Sudden unforeseen events such as the COVID-19 pandemic can have significant impact on investment yields, the timing of benefit payments and the Fund's financial results. The inherent risks of discounting are increased at this time.

The findings in this report are materially influenced by the discount rate of 2% provided to us by the Fund's administration. We have compared this to discount rates for other medical professional liability insurance programs in New York and the Fund's own investment experience and believe that it is reasonable.

## Index of Exhibits

| <b><i>Exhibit</i></b> | <b><i>Description</i></b>   |
|-----------------------|---|
| 1                     | Fund Payments by Benefit and Injury Categories                                |
| 2                     | Projected Balance Sheets and Income Statements                                |
| 3                     | Actual vs. Expected Participant Counts & Benefit Payments                     |
| 4                     | Average Payments per Participant by Admittance Quarter                        |
| 5                     | Projected Incremental Payments by Admittance Quarter – Nominal and Discounted |
| 6                     | Estimated Fund Payments by Admittance Year and Admittance Quarter             |
| 7                     | Participant Profile   |
| 8                     | Administrative Expense Summary  |
|                       | Payments Per Participant Summary  |

**New York State Department of Health**  
**Quarterly Analysis of New York Medical Indemnity Fund**  
**As of March 31, 2021**  
**Fund Payments by Benefit Category**

| Benefit Category                        | 2021Q1            | 2020Q4            | 2020Q3            | 2020Q2            | FY 19/20          | FY 18/19          | FY 17/18          | FY 16/17          | FY 15/16          | FY 14/15          | FY 13/14         | FY 12/13       | Total              | Percent of Total | Virginia Birth Fund |                  |
|---|-------------------|-------------------|-------------------|-------------------|-------------------|-------------------|-------------------|-------------------|-------------------|-------------------|------------------|----------------|--------------------|------------------|---------------------|------------------|
|   |                   |                   |                   |                   |                   |                   |                   |                   |                   |                   |                  |                |                    |                  | Benefit Category    | Percent of Total |
| Medical Treatment                       | 819,224           | 906,370           | 738,862           | 456,717           | 2,713,732         | 2,080,094         | 1,723,663         | 1,111,413         | 868,110           | 573,589           | 263,209          | 35,184         | 12,290,169         | 5.14%            |                     |                  |
| Hospital Based Care                     | 589,550           | 828,228           | 367,154           | 356,159           | 1,538,233         | 1,536,112         | 2,612,112         | 1,885,043         | 2,092,358         | 1,673,039         | 300,325          | 42,922         | 13,821,235         | 5.78%            | Hospital/Physician  | 1.38%            |
| Surgical Care                           | 495,919           | 620,613           | 147,666           | 151,597           | 702,101           | 467,854           | 244,859           | 113,032           | 146,685           | 101,149           | 18,896           | 2,190          | 3,212,562          | 1.34%            |                     |                  |
| Nursing Care                            | 11,192,783        | 11,807,586        | 7,940,509         | 7,292,069         | 26,034,310        | 20,018,097        | 15,456,991        | 10,627,012        | 8,153,130         | 6,438,280         | 2,345,151        | 552,120        | 127,858,039        | 53.45%           | Nursing             | 66.09%           |
| Dental Care                             | 14,177            | 54,711            | 11,098            | 1,557             | 55,534            | 53,254            | 65,950            | 43,620            | 43,956            | 28,510            | 8,619            | 586            | 381,572            | 0.16%            |                     |                  |
| Rehabilitation Care                     | 500,369           | 479,119           | 303,175           | 201,309           | 1,484,865         | 1,095,576         | 1,032,868         | 1,135,719         | 995,410           | 630,482           | 62,821           | 60,191         | 7,981,904          | 3.34%            | Physical Therapy    | 2.58%            |
| Custodial Care                          | 2,268,664         | 2,461,814         | 1,939,662         | 1,472,453         | 4,515,716         | 2,980,583         | 2,143,798         | 1,131,480         | 485,434           | 69,581            | 9,248            | -              | 19,478,431         | 8.14%            |                     |                  |
| Durable Med Equip                       | 755,575           | 1,218,263         | 754,302           | 615,077           | 2,499,628         | 2,255,354         | 1,788,009         | 945,751           | 880,138           | 533,009           | 416,785          | 42,169         | 12,704,060         | 5.31%            | Medical Equipment   | 1.73%            |
| Home Modifications                      | 305,254           | 973,236           | 79,409            | 665,043           | 2,238,494         | 2,090,972         | 1,743,688         | 1,208,614         | 674,666           | 700,673           | 292,218          | 6,110          | 10,978,376         | 4.59%            | Housing             | 9.61%            |
| Vehicle Modifications                   | 48,480            | 52,028            | 14,865            | 157,541           | 109,925           | 111,415           | 334,887           | 249,284           | 153,585           | 180,606           | 37,247           | -              | 1,449,861          | 0.61%            | Vans                | 4.73%            |
| Prescription and Non-Prescriptive Drugs | 1,057,185         | 1,100,016         | 1,006,743         | 1,041,432         | 4,367,122         | 2,901,653         | 2,900,007         | 2,537,792         | 1,669,450         | 872,352           | 281,662          | 65,176         | 19,800,590         | 8.28%            | Prescription Drugs  | 1.41%            |
| Other Health Care Costs                 | 874,985           | 957,114           | 786,546           | 615,828           | 1,985,409         | 1,662,641         | 693,265           | 46,590            | 38,122            | 43,311            | 12,976           | 360            | 7,717,148          | 3.23%            | All Other           | 12.48%           |
| Assistive Technology                    | 6,548             | 15,146            | 39,091            | -                 | 44,567            | 76,132            | 616               | 500               | 1,244             | -                 | -                | -              | 183,845            | 0.08%            |                     |                  |
| Other Payments                          | 208,489           | 221,991           | 116,147           | 94,985            | 372,140           | 173,062           | 83,211            | 64,014            | 14,022            | 7,404             | (4)              | 8              | 1,355,469          | 0.57%            |                     |                  |
| <b>Total</b>                            | <b>19,137,202</b> | <b>21,696,235</b> | <b>14,245,228</b> | <b>13,121,765</b> | <b>48,661,777</b> | <b>37,502,799</b> | <b>30,823,926</b> | <b>21,099,865</b> | <b>16,216,310</b> | <b>11,851,988</b> | <b>4,049,151</b> | <b>807,015</b> | <b>239,213,261</b> | <b>100.00%</b>   |                     |                  |

**Notes**

Fiscal years begin on April 1st; quarters shown are labeled by calendar year  
FY 12/13 includes only 4th quarter 2012 and 1st quarter 2013; FY 12/13 does not include payments when Sedgwick was TPA

**New York State Department of Health**  
**Quarterly Analysis of New York Medical Indemnity Fund**  
**As of March 31, 2021**  
**Fund Payments by Injury Category**

| Injury Category           | 2021Q1            | 2020Q4            | 2020Q3            | 2020Q2            | FY 19/20          | FY 18/19          | FY 17/18          | FY 16/17          | FY 15/16          | FY 14/15          | FY 13/14         | FY 12/13       | Total Payments     | Percent of Total Payments | Number of Participants | Percent of Total Participants | Total Injury Category Severity | Number of Participant Quarters | Total Injury Category Annualized Severity |
|---------------------------|-------------------|-------------------|-------------------|-------------------|-------------------|-------------------|-------------------|-------------------|-------------------|-------------------|------------------|----------------|--------------------|---------------------------|------------------------|-------------------------------|--------------------------------|--------------------------------|---|
| Brachial Plexus           | 25,031            | 33,849            | 131,986           | 11,346            | 88,797            | 50,167            | 43,110            | 10,549            | 11,927            | 8,466             | 2,687            | -              | 417,914            | 0.19%                     | 28                     | 3.46%                         | 14,926                         | 570                            | 2,933                                     |
| Erb's Palsy               | 216,971           | 161,687           | 113,861           | 106,269           | 242,763           | 172,564           | 95,773            | 32,885            | 34,007            | 25,640            | 3,617            | -              | 1,206,036          | 0.54%                     | 70                     | 8.64%                         | 17,229                         | 1,089                          | 4,430                                     |
| Spastic Diplegia          | 60,141            | 133,802           | 59,187            | 56,733            | 138,269           | 112,766           | 113,869           | 58,214            | 65,865            | 53,702            | -                | -              | 852,549            | 0.38%                     | 13                     | 1.60%                         | 65,581                         | 229                            | 14,892                                    |
| Hemiplegia                | 213,008           | 87,620            | 74,732            | 50,844            | 196,484           | 148,477           | 67,331            | 86,939            | 18,250            | 52,271            | 53,464           | 4,331          | 1,053,750          | 0.47%                     | 26                     | 3.21%                         | 40,529                         | 478                            | 8,818                                     |
| Mental Retardation        | 89,053            | 132,368           | 91,574            | 86,562            | 401,450           | 312,398           | 576,004           | 433,236           | 514,888           | 176,580           | 32,714           | 14,964         | 2,861,792          | 1.29%                     | 16                     | 1.98%                         | 178,862                        | 407                            | 28,126                                    |
| Developmental Delays      | 1,139,496         | 1,021,262         | 647,127           | 1,011,002         | 2,546,704         | 1,887,943         | 1,507,988         | 1,251,998         | 1,265,010         | 949,237           | 152,790          | 389            | 13,380,946         | 6.02%                     | 105                    | 12.96%                        | 127,438                        | 1,799                          | 29,752                                    |
| Neurological Disabilities | 1,060,722         | 1,218,236         | 977,435           | 750,636           | 3,157,064         | 3,837,485         | 3,097,854         | 1,788,924         | 1,130,909         | 571,830           | 169,875          | 17,260         | 17,778,230         | 8.00%                     | 74                     | 9.14%                         | 240,246                        | 1,446                          | 49,179                                    |
| Spastic Paraplegia        | 28,076            | 99,882            | 35,350            | 26,127            | 107,519           | 125,554           | 71,800            | 21,081            | 39,287            | 57,729            | -                | -              | 612,404            | 0.28%                     | 2                      | 0.25%                         | 306,202                        | 45                             | 54,436                                    |
| Cerebral Palsy            | 5,227,616         | 5,474,259         | 3,201,742         | 3,399,488         | 14,161,037        | 10,472,684        | 8,018,968         | 5,909,418         | 4,116,581         | 3,052,208         | 1,227,845        | 212,024        | 64,473,870         | 29.01%                    | 166                    | 20.49%                        | 388,397                        | 3,366                          | 76,618                                    |
| Encephalopathy            | 3,176,792         | 3,700,474         | 2,564,069         | 2,512,240         | 10,069,671        | 8,174,506         | 6,400,545         | 4,109,928         | 3,785,684         | 3,244,944         | 1,055,853        | 209,787        | 49,004,494         | 22.05%                    | 143                    | 17.65%                        | 342,689                        | 2,722                          | 72,012                                    |
| Spastic Quadriplegia      | 4,496,946         | 6,279,978         | 4,335,563         | 3,188,911         | 10,235,886        | 7,496,311         | 5,917,532         | 3,839,667         | 2,999,106         | 2,096,547         | 675,214          | 45,764         | 51,607,427         | 23.22%                    | 101                    | 12.47%                        | 510,965                        | 1,683                          | 122,656                                   |
| Other                     | 2,087,362         | 1,980,450         | 615,882           | 611,165           | 2,356,342         | 1,357,326         | 1,699,827         | 892,244           | 640,451           | 707,892           | 492,737          | 233,864        | 13,675,544         | 6.15%                     | 56                     | 6.91%                         | 244,206                        | 851                            | 64,280                                    |
| Quadriplegia              | 299,918           | 264,676           | 416,380           | 208,205           | 746,728           | 452,194           | 493,110           | 327,236           | 272,060           | 127,694           | -                | -              | 3,608,202          | 1.62%                     | 2                      | 0.25%                         | 1,804,101                      | 47                             | 307,081                                   |
| Not Available             | 42,307            | 139,102           | 44,728            | 87,893            | 150,218           | 214,621           | 277,318           | 351,832           | 128,354           | 149,457           | 46,031           | 68,632         | 1,700,491          | 0.77%                     | 8                      | 0.99%                         | 212,561                        | 263                            | 25,863                                    |
| <b>Total</b>              | <b>18,163,440</b> | <b>20,727,647</b> | <b>13,309,616</b> | <b>12,107,422</b> | <b>44,598,930</b> | <b>34,814,996</b> | <b>28,381,030</b> | <b>19,114,151</b> | <b>15,022,378</b> | <b>11,274,197</b> | <b>3,912,827</b> | <b>807,015</b> | <b>222,233,649</b> |                           | <b>810</b>             | <b>100.00%</b>                | <b>274,363</b>                 | <b>14,995</b>                  | <b>59,282</b>                             |

**Notes**  
Fiscal years begin on April 1st; quarters shown are labeled by calendar year  
FY 12/13 includes only 4th quarter 2012 and 1st quarter 2013; FY 12/13 does not include payments when Sedgwick was TPA  
Vendor invoices for prescriptions are excluded on this summary; hence Total on this page does not match Page 1

Total Injury Category Severity = Total Payments / Number of Participants  
Total Injury Category Annualized Severity = Total Payments / Number of Participant Quarters x 4



**New York State Department of Health**  
**Quarterly Analysis of New York Medical Indemnity Fund**  
**Future Fund Balances by Fiscal Year (000s) as of March 31, 2021**  
**With 2.00% Discount**

**BALANCE SHEET**

|   | Projections as of Fiscal Year-End |                      |                      |                      |                      |                      |                      |                      |                      |                      |                      |
|---|-----------------------------------|----------------------|----------------------|----------------------|----------------------|----------------------|----------------------|----------------------|----------------------|----------------------|----------------------|
|   | 2020-21                           | 2021-22              | 2022-23              | 2023-24              | 2024-25              | 2025-26              | 2026-27              | 2027-28              | 2028-29              | 2029-30              | 2030-31              |
| <b>Assets</b>                                 |                                   |                      |                      |                      |                      |                      |                      |                      |                      |                      |                      |
| Fund Balance                                  | 174,606.3                         | 147,657.2            | 112,131.9            | 73,254.8             | 33,947.3             | (5,781.2)            | (46,103.8)           | (86,879.7)           | (128,451.7)          | (170,897.6)          | (214,363.9)          |
| <b>Liabilities</b>                            |                                   |                      |                      |                      |                      |                      |                      |                      |                      |                      |                      |
| Future Benefits for Current Participants      | 2,595,112.2                       | 2,863,364.3          | 3,138,117.4          | 3,116,549.5          | 3,094,915.5          | 3,073,222.5          | 3,051,300.6          | 3,029,287.5          | 3,006,845.1          | 2,983,893.0          | 2,960,291.8          |
| Future Administrative Expenses - PCG          | 220,825.3                         | 240,902.2            | 260,498.3            | 253,876.6            | 247,366.1            | 240,965.5            | 234,673.2            | 228,487.5            | 222,406.9            | 216,429.5            | 210,553.5            |
| Future Administrative Expenses - DOH/Treasury | 44,165.1                          | 48,180.4             | 52,099.7             | 50,775.3             | 49,473.2             | 48,193.1             | 46,934.6             | 45,697.5             | 44,481.4             | 43,285.9             | 42,110.7             |
| <b>Surplus/(Unfunded Liability)</b>           | <b>(2,685,496.3)</b>              | <b>(3,004,789.7)</b> | <b>(3,338,583.4)</b> | <b>(3,347,946.6)</b> | <b>(3,357,807.5)</b> | <b>(3,368,162.3)</b> | <b>(3,379,012.3)</b> | <b>(3,390,352.2)</b> | <b>(3,402,185.0)</b> | <b>(3,414,505.9)</b> | <b>(3,427,319.9)</b> |

**INCOME STATEMENT**

|   | 2020-21   | 2021-22    | 2022-23      | 2023-24    | 2024-25    | 2025-26    | 2026-27    | 2027-28    | 2028-29     | 2029-30     | 2030-31     |
|---|-----------|------------|--------------|------------|------------|------------|------------|------------|-------------|-------------|-------------|
| Initial Fund Balance                        |           | 174,606.3  | 147,657.2    | 112,131.9  | 73,254.8   | 33,947.3   | (5,781.2)  | (46,103.8) | (86,879.7)  | (128,451.7) | (170,897.6) |
| Annual Funding                              |           | 52,000.0   | 52,000.0     | 52,000.0   | 52,000.0   | 52,000.0   | 52,000.0   | 52,000.0   | 52,000.0    | 52,000.0    | 52,000.0    |
| Investment Income @ 2.00%                   |           | 2,675.9    | 2,057.3      | 1,320.7    | 546.6      | (236.0)    | (1,028.6)  | (1,831.5)  | (2,646.8)   | (3,478.7)   | (4,329.3)   |
| Benefit Payments                            |           | 73,971.6   | 81,445.3     | 83,703.7   | 83,342.5   | 82,970.5   | 82,768.5   | 82,422.2   | 82,413.4    | 82,472.4    | 82,662.6    |
| Administrative Expenses - PCG               |           | 6,225.3    | 6,695.1      | 7,037.4    | 7,040.3    | 7,036.1    | 7,024.7    | 7,006.3    | 6,980.9     | 6,948.5     | 6,912.7     |
| Administrative Expenses - DOH/Treasury      |           | 1,428.0    | 1,442.3      | 1,456.7    | 1,471.2    | 1,486.0    | 1,500.8    | 1,515.8    | 1,531.0     | 1,546.3     | 1,561.8     |
| Final Fund Balance                          | 174,606.3 | 147,657.2  | 112,131.9    | 73,254.8   | 33,947.3   | (5,781.2)  | (46,103.8) | (86,879.7) | (128,451.7) | (170,897.6) | (214,363.9) |
| Change in Fund Balance                      |           | (26,949.1) | (35,525.3)   | (38,877.1) | (39,307.5) | (39,728.5) | (40,322.6) | (40,775.9) | (41,572.0)  | (42,445.8)  | (43,466.3)  |
| Coming Year Liabilities as % of Fund Assets | 46.7%     | 60.7%      | <b>82.2%</b> | 125.4%     | 269.5%     | -1579.2%   | -197.3%    | -104.7%    | -70.8%      | -53.3%      |             |
| <b>Number of Participants</b>               |           |            |              |            |            |            |            |            |             |             |             |
| Initial                                     |           | 797        | 882          | 966        | 957        | 948        | 937        | 926        | 914         | 901         | 888         |
| Expected New                                |           | 91         | 91           | -          | -          | -          | -          | -          | -           | -           | -           |
| Expected Deceased                           |           | 6          | 7            | 9          | 10         | 10         | 11         | 12         | 13          | 14          | 13          |
| Final                                       | 797       | 882        | 966          | 957        | 948        | 937        | 926        | 914        | 901         | 888         | 874         |

**Notes**

|  |   |
|--|---|
| Balance Sheet - Assets                       | Calculated in Income Statement  |
| Balance Sheet - Liabilities                  | Future Benefits from Exhibit 5, Pages 4-6 discounted to current evaluation  |
|  | Future Expenses based on current administrative costs   |
| Balance Sheet - Surplus                      | = Assets - Liabilities  |
| Income Statement - Initial Fund Balance      | = Final Fund Balance of prior period  |
| Income Statement - Annual Funding            | Provided by MIF   |
| Income Statement - Investment Income         | Calculated based on 2.0% assumed investment return and assuming average date of benefit and expense payments is the middle of the fiscal period |
| Income Statement - Benefit Payments          | From Exhibit 5, Pages 1-3   |
| Income Statement - Admin Expenses            | Calculated based on current and projected participant counts and administrative expense contracts provided by MIF                               |
| Income Statement - Final Fund Balance        | = Initial Fund Balance + Annual Funding + Investment Income - Benefit Payments - Administrative Expenses  |
| Income Statement - Change in Fund Balance    | = Final Fund Balance - Initial Fund Balance   |
| Income Statement - Coming Year Liabilities % | = (Benefit Payments + Administrative Expenses) / Initial Fund Balance   |
| Number of Participants                       | Initial from Exhibit 7  |
|  | Expected New from Exhibit 3   |
|  | Expected Deceased based on assumed increasing rate of deaths for current participants, up to 1.5%   |
|  | Final = Initial + Expected New - Expected Deceased  |

**New York State Department of Health**  
**Quarterly Analysis of New York Medical Indemnity Fund**  
**Future Fund Balances by Fiscal Year (000s) as of March 31, 2021**  
**Undiscounted**

**BALANCE SHEET**

|   | Projections as of Fiscal Year-End |                      |                      |                      |                      |                      |                      |                      |                       |                       |                       |
|---|-----------------------------------|----------------------|----------------------|----------------------|----------------------|----------------------|----------------------|----------------------|-----------------------|-----------------------|-----------------------|
|   | 2020-21                           | 2021-22              | 2022-23              | 2023-24              | 2024-25              | 2025-26              | 2026-27              | 2027-28              | 2028-29               | 2029-30               | 2030-31               |
| <b>Assets</b>                                 |                                   |                      |                      |                      |                      |                      |                      |                      |                       |                       |                       |
| Fund Balance                                  | 174,606.3                         | 144,981.4            | 107,398.8            | 67,201.0             | 27,346.9             | (12,145.6)           | (51,439.7)           | (90,384.0)           | (129,309.2)           | (168,276.4)           | (207,413.4)           |
| <b>Liabilities</b>                            |                                   |                      |                      |                      |                      |                      |                      |                      |                       |                       |                       |
| Future Benefits for Current Participants      | 4,747,615.7                       | 5,322,299.1          | 5,927,162.3          | 5,956,878.6          | 5,985,803.5          | 6,013,913.5          | 6,040,980.9          | 6,067,123.3          | 6,091,905.4           | 6,115,181.4           | 6,136,719.8           |
| Future Administrative Expenses - PCG          | 413,948.1                         | 459,321.3            | 504,969.5            | 497,942.5            | 490,895.3            | 483,828.6            | 476,742.5            | 469,637.0            | 462,512.5             | 455,369.0             | 448,206.2             |
| Future Administrative Expenses - DOH/Treasury | 82,789.6                          | 91,864.3             | 100,993.9            | 99,588.5             | 98,179.1             | 96,765.7             | 95,348.5             | 93,927.4             | 92,502.5              | 91,073.8              | 89,641.2              |
| <b>Surplus/(Unfunded Liability)</b>           | <b>(5,069,747.1)</b>              | <b>(5,728,503.2)</b> | <b>(6,425,726.9)</b> | <b>(6,487,208.5)</b> | <b>(6,547,531.0)</b> | <b>(6,606,653.4)</b> | <b>(6,664,511.5)</b> | <b>(6,721,071.7)</b> | <b>(6,776,229.68)</b> | <b>(6,829,900.56)</b> | <b>(6,881,980.61)</b> |

**INCOME STATEMENT**

|   | 2020-21   | 2021-22    | 2022-23    | 2023-24    | 2024-25    | 2025-26    | 2026-27    | 2027-28    | 2028-29     | 2029-30     | 2030-31     |
|---|-----------|------------|------------|------------|------------|------------|------------|------------|-------------|-------------|-------------|
| Initial Fund Balance                        |           | 174,606.3  | 144,981.4  | 107,398.8  | 67,201.0   | 27,346.9   | (12,145.6) | (51,439.7) | (90,384.0)  | (129,309.2) | (168,276.4) |
| Annual Funding                              |           | 52,000.0   | 52,000.0   | 52,000.0   | 52,000.0   | 52,000.0   | 52,000.0   | 52,000.0   | 52,000.0    | 52,000.0    | 52,000.0    |
| Benefit Payments                            |           | 73,971.6   | 81,445.3   | 83,703.7   | 83,342.5   | 82,970.5   | 82,768.5   | 82,422.2   | 82,413.4    | 82,472.4    | 82,662.6    |
| Administrative Expenses - PCG               |           | 6,225.3    | 6,695.1    | 7,037.4    | 7,040.3    | 7,036.1    | 7,024.7    | 7,006.3    | 6,980.9     | 6,948.5     | 6,912.7     |
| Administrative Expenses - DOH/Treasury      |           | 1,428.0    | 1,442.3    | 1,456.7    | 1,471.2    | 1,486.0    | 1,500.8    | 1,515.8    | 1,531.0     | 1,546.3     | 1,561.8     |
| Final Fund Balance                          | 174,606.3 | 144,981.4  | 107,398.8  | 67,201.0   | 27,346.9   | (12,145.6) | (51,439.7) | (90,384.0) | (129,309.2) | (168,276.4) | (207,413.4) |
| Change in Fund Balance                      |           | (29,624.9) | (37,582.6) | (40,197.8) | (39,854.1) | (39,492.5) | (39,294.1) | (38,944.4) | (38,925.2)  | (38,967.1)  | (39,137.0)  |
| Coming Year Liabilities as % of Fund Assets | 46.7%     | 61.8%      | 85.8%      | 136.7%     | 334.6%     | -751.7%    | -176.8%    | -100.6%    | -70.3%      | -54.2%      |             |
| Number of Participants                      |           |            |            |            |            |            |            |            |             |             |             |
| Initial                                     |           | 797        | 882        | 966        | 957        | 948        | 937        | 926        | 914         | 901         | 888         |
| Expected New                                |           | 91         | 91         | -          | -          | -          | -          | -          | -           | -           | -           |
| Expected Deceased                           |           | 6          | 7          | 9          | 10         | 10         | 11         | 12         | 13          | 14          | 13          |
| Final                                       | 797       | 882        | 966        | 957        | 948        | 937        | 926        | 914        | 901         | 888         | 874         |

**Notes**

|  |   |
|--|---|
| Balance Sheet - Assets                       | Calculated in Income Statement  |
| Balance Sheet - Liabilities                  | Future Benefits from Exhibit 5, Pages 1-3 discounted to current evaluation  |
|  | Future Expenses based on current administrative costs   |
| Balance Sheet - Surplus                      | = Assets - Liabilities  |
| Income Statement - Initial Fund Balance      | = Final Fund Balance of prior period  |
| Income Statement - Annual Funding            | Provided by MIF   |
| Income Statement - Benefit Payments          | From Exhibit 5, Pages 1-3   |
| Income Statement - Admin Expenses            | Calculated based on current and projected participant counts and administrative expense contracts provided by MIF |
| Income Statement - Final Fund Balance        | = Initial Fund Balance + Annual Funding - Benefit Payments - Administrative Expenses                              |
| Income Statement - Change in Fund Balance    | = Final Fund Balance - Initial Fund Balance   |
| Income Statement - Coming Year Liabilities % | = (Benefit Payments + Administrative Expenses) / Initial Fund Balance   |
| Number of Participants                       | Initial from Exhibit 7  |
|  | Expected New from Exhibit 3   |
|  | Expected Deceased based on assumed increasing rate of deaths for current participants, up to 1.5%                 |
|  | Final = Initial + Expected New - Expected Deceased  |

**New York State Department of Health**  
**Quarterly Analysis of New York Medical Indemnity Fund**  
**Actual vs. Expected Participant Counts & Benefit Payments**  
**As of March 31, 2021**

Exhibit 3

| Fiscal Period<br>(1)         | New Participants |                  |                    | Total Participants |                  |                    | Incremental Benefit Payments |                          |                        |                    |
|------------------------------|------------------|------------------|--------------------|--------------------|------------------|--------------------|------------------------------|--------------------------|------------------------|--------------------|
|                              | Actual<br>(2a)   | Expected<br>(2b) | Difference<br>(2c) | Actual<br>(3a)     | Expected<br>(3b) | Difference<br>(3c) | Actual<br>(4a)               | Revised Expected<br>(4b) | Prior Expected<br>(4c) | Difference<br>(4d) |
| Fiscal 2011-12 Total         | 22.00            | 22.00            | -                  | 22.00              | 22.00            | -                  | 3,146                        | 3,146                    | 3,146                  | 0                  |
| Fiscal 2012-13 Total         | 86.00            | 86.00            | -                  | 108.00             | 108.00           | -                  | 1,317,450                    | 1,317,450                | 1,317,450              | 0                  |
| Fiscal 2013-14 Total         | 84.00            | 84.00            | -                  | 192.00             | 192.00           | -                  | 4,049,151                    | 4,049,151                | 4,049,151              | 0                  |
| Fiscal 2014-15 Total         | 91.00            | 91.00            | -                  | 283.00             | 283.00           | -                  | 11,851,988                   | 11,851,988               | 11,851,988             | 0                  |
| Fiscal 2015-16 Total         | 85.00            | 85.00            | -                  | 368.00             | 368.00           | -                  | 16,216,310                   | 16,216,310               | 16,216,310             | 0                  |
| Fiscal 2016-17 Total         | 91.00            | 91.00            | -                  | 459.00             | 459.00           | -                  | 21,099,865                   | 21,099,865               | 21,099,865             | 0                  |
| Fiscal 2017-18 Total         | 72.00            | 72.00            | -                  | 531.00             | 531.00           | -                  | 30,823,926                   | 30,823,926               | 30,823,926             | 0                  |
| Fiscal 2018-19 Total         | 73.00            | 73.00            | -                  | 604.00             | 604.00           | -                  | 37,502,799                   | 37,502,799               | 37,502,799             | 0                  |
| Fiscal 2019-20 Total         | 106.00           | 106.00           | -                  | 710.00             | 710.00           | -                  | 48,661,777                   | 48,661,777               | 48,661,777             | 0                  |
| 2nd Qtr 2020                 | 23.00            | 27.71            | 4.71               | 733.00             | 737.71           | 4.71               | 13,121,765                   | 13,121,765               | 13,121,765             | 0                  |
| 3rd Qtr 2020                 | 13.00            | 22.52            | 9.52               | 746.00             | 760.23           | 14.23              | 14,245,228                   | 14,245,228               | 14,245,228             | 0                  |
| 4th Qtr 2020                 | 33.00            | 19.05            | (13.95)            | 779.00             | 779.28           | 0.28               | 21,696,235                   | 21,696,235               | 21,696,235             | 0                  |
| 1st Qtr 2021                 | 31.00            | 17.32            | (13.68)            | 810.00             | 796.60           | (13.40)            | 19,137,202                   | 19,137,202               | 15,807,759             | 3,329,443          |
| Fiscal 2020-21 Total to Date | 100.00           | 86.60            | (13.40)            | 810.00             | 796.60           | (13.40)            | 68,200,430                   | 68,200,430               | 64,870,987             | 3,329,443          |
| Fiscal 2021-22 Total         |                  | 90.59            | -                  | -                  | 887.19           | -                  |                              |                          |                        |                    |
| Fiscal 2022-23 Total*        |                  | 91.01            | -                  | -                  | 978.20           | -                  |                              |                          |                        |                    |
| Fiscal 2023-24 Total         |                  |                  | -                  | -                  | 978.20           | -                  |                              |                          |                        |                    |
| Fiscal 2024-25 Total         |                  |                  | -                  | -                  | 978.20           | -                  |                              |                          |                        |                    |
| Fiscal 2025-26 Total         |                  |                  | -                  | -                  | 978.20           | -                  |                              |                          |                        |                    |
| Fiscal 2026-27 Total         |                  |                  | -                  | -                  | 978.20           | -                  |                              |                          |                        |                    |
| Fiscal 2027-28 Total         |                  |                  | -                  | -                  | 978.20           | -                  |                              |                          |                        |                    |
| Fiscal 2028-29 Total         |                  |                  | -                  | -                  | 978.20           | -                  |                              |                          |                        |                    |
| Fiscal 2029-30 Total         |                  |                  | -                  | -                  | 978.20           | -                  |                              |                          |                        |                    |
| Fiscal 2030-31 Total         |                  |                  | -                  | -                  | 978.20           | -                  |                              |                          |                        |                    |

Notes

- (2a), (3a), (4a) Provided by Fund
- (2b), (3b) Based on Pinnacle estimates of future Fund participation rates
- (2c), (3c) Part (b) - Part (a) for both sections respectively
- (4b) Expected future benefit payments as of the current analysis
- (4c) Expected future benefit payments as of the prior analysis
- (4d) (4b) - (4c)
- \* Asset to liability ratio over 80% expected at fiscal year-end 2022-23 results in no future participants added

**New York State Department of Health**  
**Quarterly Analysis of New York Medical Indemnity Fund**  
**Average Payments per Participant by Admittance Quarter**  
**As of March 31, 2021**

| Admittance Quarter | Living Participants | Incremental Severity per Participant by Participation Quarter |        |        |        |        |        |        |        |        |        |        |        |        |        |        |
|--------------------|---------------------|---|--------|--------|--------|--------|--------|--------|--------|--------|--------|--------|--------|--------|--------|--------|
|                    |                     | Q1  | Q2     | Q3     | Q4     | Q5     | Q6     | Q7     | Q8     | Q9     | Q10    | Q11    | Q12    | Q13    | Q14    | Q15    |
| 2011Q2             | 0                   |   |        |        |        |        |        |        |        |        |        |        |        |        |        |        |
| 2011Q3             | 0                   |   |        |        |        |        |        |        |        |        |        |        |        |        |        |        |
| 2011Q4             | 11                  | -   | 286    | 8,569  | 13,107 | 2,539  | 3,833  | 2,065  | 9,226  | 6,332  | 2,670  | 2,621  | 4,983  | 4,330  | 2,506  | 4,435  |
| 2012Q1             | 11                  | -   | 1,083  | 2,565  | 1,404  | 346    | 843    | 2,267  | 2,670  | 4,095  | 5,922  | 3,055  | 3,532  | 2,065  | 1,604  | 1,728  |
| 2012Q2             | 15                  | 48  | 14,263 | 14,845 | 14,404 | 14,717 | 14,627 | 18,964 | 19,142 | 24,056 | 22,503 | 20,705 | 18,966 | 21,919 | 24,649 | 23,694 |
| 2012Q3             | 25                  | 689   | 2,356  | 4,779  | 4,710  | 6,430  | 5,920  | 8,449  | 12,018 | 17,357 | 11,480 | 13,978 | 10,705 | 12,099 | 9,180  | 9,068  |
| 2012Q4             | 38                  | 10  | 1,989  | 3,851  | 11,363 | 16,419 | 13,708 | 27,508 | 31,066 | 30,676 | 30,232 | 32,077 | 23,539 | 25,744 | 24,417 | 35,645 |
| 2013Q1             | 5                   | -   | 156    | 2,171  | 7,343  | 7,418  | 17,277 | 35,542 | 32,511 | 26,405 | 27,378 | 23,864 | 23,499 | 17,529 | 24,984 | 29,815 |
| 2013Q2             | 30                  | -   | 1,380  | 2,257  | 2,615  | 3,646  | 5,367  | 7,258  | 6,056  | 3,874  | 4,505  | 6,573  | 8,547  | 5,567  | 9,125  | 7,187  |
| 2013Q3             | 26                  | -   | 361    | 3,449  | 6,787  | 13,399 | 14,088 | 15,667 | 16,587 | 13,919 | 14,093 | 11,991 | 10,411 | 13,096 | 11,666 | 10,831 |
| 2013Q4             | 8                   | 8   | 1,973  | 2,805  | 6,501  | 6,885  | 4,744  | 19,051 | 5,278  | 5,161  | 8,548  | 15,033 | 13,236 | 5,734  | 9,212  | 12,455 |
| 2014Q1             | 17                  | 35  | 2,325  | 5,898  | 9,823  | 8,440  | 15,862 | 16,623 | 21,908 | 13,381 | 23,766 | 19,518 | 21,438 | 21,409 | 32,354 | 25,694 |
| 2014Q2             | 24                  | 1,289   | 5,529  | 8,560  | 9,595  | 13,992 | 9,266  | 14,599 | 11,681 | 11,348 | 13,626 | 10,611 | 11,056 | 19,409 | 10,035 | 8,583  |
| 2014Q3             | 20                  | 1,223   | 5,283  | 32,222 | 19,624 | 14,143 | 15,262 | 14,838 | 12,484 | 18,900 | 13,228 | 17,583 | 21,358 | 23,018 | 18,518 | 39,158 |
| 2014Q4             | 19                  | 85  | 3,861  | 5,473  | 9,093  | 10,454 | 8,379  | 10,208 | 13,406 | 13,903 | 17,699 | 18,721 | 17,596 | 19,088 | 17,776 | 12,856 |
| 2015Q1             | 26                  | 150   | 4,576  | 5,271  | 7,082  | 7,514  | 8,872  | 11,081 | 8,182  | 13,644 | 13,039 | 8,441  | 24,330 | 14,022 | 9,568  | 14,247 |
| 2015Q2             | 31                  | 4,421   | 12,991 | 14,039 | 11,387 | 13,234 | 16,886 | 12,313 | 21,351 | 19,941 | 14,838 | 14,716 | 26,627 | 17,721 | 25,509 | 34,983 |
| 2015Q3             | 16                  | -   | 1,885  | 6,469  | 5,035  | 4,362  | 5,735  | 4,299  | 13,939 | 10,981 | 18,601 | 16,212 | 15,286 | 23,839 | 12,059 | 15,086 |
| 2015Q4             | 19                  | 202   | 5,373  | 4,799  | 9,054  | 16,912 | 11,111 | 13,282 | 9,511  | 7,676  | 14,857 | 16,684 | 16,148 | 25,200 | 17,934 | 10,439 |
| 2016Q1             | 18                  | 12  | 931    | 10,298 | 9,142  | 9,815  | 12,341 | 14,723 | 8,422  | 13,953 | 7,506  | 13,385 | 17,310 | 9,288  | 12,519 | 14,781 |
| 2016Q2             | 35                  | 290   | 2,039  | 4,599  | 7,550  | 5,772  | 11,891 | 7,051  | 15,321 | 23,381 | 19,189 | 22,872 | 23,165 | 15,596 | 11,413 | 23,218 |
| 2016Q3             | 22                  | -   | 4,303  | 9,321  | 8,150  | 9,762  | 7,706  | 8,976  | 7,065  | 9,392  | 7,546  | 4,865  | 9,971  | 9,386  | 9,252  | 9,098  |
| 2016Q4             | 14                  | -   | 11,232 | 11,240 | 18,161 | 12,826 | 23,382 | 11,326 | 27,431 | 12,930 | 25,701 | 16,436 | 14,768 | 17,266 | 20,672 | 19,503 |
| 2017Q1             | 19                  | -   | 6,444  | 9,167  | 24,862 | 12,653 | 17,038 | 10,317 | 12,334 | 7,910  | 12,886 | 12,185 | 13,175 | 19,722 | 25,905 | 19,212 |
| 2017Q2             | 28                  | 340   | 5,987  | 6,603  | 13,511 | 11,404 | 15,585 | 10,178 | 12,831 | 12,465 | 13,189 | 13,957 | 12,754 | 12,859 | 10,904 | 27,123 |
| 2017Q3             | 17                  | 44  | 1,820  | 5,189  | 10,466 | 10,661 | 14,347 | 15,226 | 35,539 | 18,346 | 27,656 | 28,191 | 13,047 | 12,165 | 21,764 | 16,740 |
| 2017Q4             | 11                  | 83  | 1,217  | 24,666 | 21,320 | 3,655  | 72,019 | 22,907 | 6,483  | 15,885 | 18,603 | 44,915 | 16,958 | 50,303 | 20,639 |        |
| 2018Q1             | 15                  | -   | 114    | 5,951  | 11,837 | 12,153 | 7,283  | 27,057 | 27,999 | 20,090 | 9,729  | 15,231 | 33,760 | 42,010 |        |        |
| 2018Q2             | 15                  | -   | 1,768  | 5,748  | 7,862  | 12,327 | 24,376 | 17,287 | 24,406 | 11,241 | 11,487 | 18,033 | 15,886 |        |        |        |
| 2018Q3             | 17                  | -   | 3,287  | 2,425  | 13,570 | 7,480  | 18,289 | 9,389  | 8,972  | 8,772  | 12,387 | 9,696  |        |        |        |        |
| 2018Q4             | 20                  | -   | 358    | 12,740 | 18,775 | 21,730 | 42,739 | 15,231 | 26,599 | 23,712 | 30,646 |        |        |        |        |        |
| 2019Q1             | 19                  | 2   | 651    | 7,727  | 19,151 | 31,562 | 20,779 | 25,742 | 30,257 | 25,912 |        |        |        |        |        |        |
| 2019Q2             | 25                  | -   | 1,228  | 8,634  | 8,176  | 29,107 | 14,428 | 29,744 | 14,859 |        |        |        |        |        |        |        |
| 2019Q3             | 10                  | -   | 3,903  | 9,446  | 5,747  | 6,700  | 18,287 | 12,251 |        |        |        |        |        |        |        |        |
| 2019Q4             | 41                  | 171   | 8,362  | 12,315 | 26,403 | 49,709 | 29,162 |        |        |        |        |        |        |        |        |        |
| 2020Q1             | 30                  | 139   | 1,576  | 4,992  | 15,034 | 23,997 |        |        |        |        |        |        |        |        |        |        |
| 2020Q2             | 23                  | -   | 9,524  | 18,246 | 21,819 |        |        |        |        |        |        |        |        |        |        |        |
| 2020Q3             | 13                  | 14  | 838    | 9,348  |        |        |        |        |        |        |        |        |        |        |        |        |
| 2020Q4             | 33                  | 7   | 6,396  |        |        |        |        |        |        |        |        |        |        |        |        |        |
| 2021Q1             | 31                  | -   |        |        |        |        |        |        |        |        |        |        |        |        |        |        |
| Total              | 797                 |   |        |        |        |        |        |        |        |        |        |        |        |        |        |        |

Note: 3rd Qtr 2017 diagonal data adjusted to account for no payments made in September

**New York State Department of Health**  
**Quarterly Analysis of New York Medical Indemnity Fund**  
**Average Payments per Participant by Admittance Quarter**  
**As of March 31, 2021**

| Admittance Quarter | Living Participants | Incremental Severity per Participant by Participation Quarter |        |        |        |        |        |        |        |        |        |        |        |        |        |        |
|--------------------|---------------------|---|--------|--------|--------|--------|--------|--------|--------|--------|--------|--------|--------|--------|--------|--------|
|                    |                     | Q16   | Q17    | Q18    | Q19    | Q20    | Q21    | Q22    | Q23    | Q24    | Q25    | Q26    | Q27    | Q28    | Q29    | Q30    |
| 2011Q2             | 0                   |   |        |        |        |        |        |        |        |        |        |        |        |        |        |        |
| 2011Q3             | 0                   |   |        |        |        |        |        |        |        |        |        |        |        |        |        |        |
| 2011Q4             | 11                  | 9,878   | 4,680  | 2,614  | 4,516  | 4,553  | 5,070  | 5,433  | 6,349  | 5,433  | 5,168  | 13,122 | 9,719  | 8,937  | 11,009 | 16,633 |
| 2012Q1             | 11                  | 4,323   | 732    | 753    | 1,306  | 3,692  | 5,932  | 9,553  | 12,852 | 2,766  | 14,592 | 55,240 | 3,844  | 3,278  | 10,385 | 2,014  |
| 2012Q2             | 15                  | 21,532  | 25,875 | 23,286 | 22,464 | 25,066 | 29,353 | 28,463 | 23,256 | 47,581 | 34,446 | 29,018 | 42,196 | 27,129 | 27,768 | 31,817 |
| 2012Q3             | 25                  | 10,248  | 12,872 | 12,306 | 9,536  | 12,574 | 15,561 | 10,479 | 20,311 | 16,598 | 13,262 | 12,371 | 8,958  | 16,050 | 15,423 | 18,300 |
| 2012Q4             | 38                  | 30,901  | 23,856 | 27,316 | 46,825 | 40,156 | 20,090 | 40,543 | 20,434 | 45,752 | 50,732 | 35,330 | 51,431 | 36,757 | 50,842 | 40,847 |
| 2013Q1             | 5                   | 22,185  | 26,411 | 31,833 | 35,052 | 26,082 | 32,230 | 44,378 | 20,788 | 36,876 | 43,227 | 56,146 | 37,003 | 43,935 | 33,745 | 38,591 |
| 2013Q2             | 30                  | 6,376   | 9,517  | 8,214  | 4,678  | 12,809 | 8,178  | 9,627  | 6,925  | 17,208 | 16,538 | 21,244 | 29,727 | 31,855 | 19,302 | 28,884 |
| 2013Q3             | 26                  | 12,529  | 5,000  | 8,989  | 5,455  | 4,491  | 6,246  | 12,642 | 5,386  | 8,352  | 6,414  | 6,450  | 7,937  | 6,023  | 6,746  | 9,633  |
| 2013Q4             | 8                   | 9,399   | 11,548 | 11,407 | 13,560 | 6,748  | 15,107 | 7,601  | 10,755 | 12,051 | 14,876 | 22,398 | 65,497 | 13,102 | 21,881 | 25,001 |
| 2014Q1             | 17                  | 24,963  | 27,121 | 16,497 | 25,539 | 44,600 | 19,930 | 14,739 | 29,049 | 22,389 | 25,496 | 16,386 | 17,997 | 19,333 | 20,171 |        |
| 2014Q2             | 24                  | 15,331  | 9,324  | 13,047 | 17,769 | 17,639 | 16,652 | 14,556 | 19,026 | 9,208  | 8,353  | 16,865 | 20,691 | 9,995  |        |        |
| 2014Q3             | 20                  | 8,734   | 19,460 | 23,341 | 24,812 | 22,963 | 24,914 | 26,748 | 30,849 | 24,177 | 53,940 | 46,634 | 66,205 |        |        |        |
| 2014Q4             | 19                  | 18,281  | 24,343 | 13,139 | 15,768 | 24,100 | 23,237 | 24,247 | 18,724 | 22,017 | 28,772 | 23,554 |        |        |        |        |
| 2015Q1             | 26                  | 15,669  | 11,417 | 14,305 | 17,001 | 21,162 | 16,697 | 19,957 | 13,729 | 23,277 | 17,625 |        |        |        |        |        |
| 2015Q2             | 31                  | 26,270  | 22,506 | 25,897 | 21,107 | 22,098 | 29,785 | 20,833 | 42,021 | 27,930 |        |        |        |        |        |        |
| 2015Q3             | 16                  | 27,850  | 20,086 | 16,124 | 17,035 | 14,880 | 14,727 | 27,130 | 23,006 |        |        |        |        |        |        |        |
| 2015Q4             | 19                  | 16,174  | 21,567 | 27,916 | 40,502 | 31,162 | 22,106 | 26,800 |        |        |        |        |        |        |        |        |
| 2016Q1             | 18                  | 15,745  | 21,455 | 14,937 | 9,958  | 24,106 | 12,968 |        |        |        |        |        |        |        |        |        |
| 2016Q2             | 35                  | 33,883  | 13,514 | 27,744 | 29,881 | 18,511 |        |        |        |        |        |        |        |        |        |        |
| 2016Q3             | 22                  | 8,331   | 10,790 | 38,179 | 8,601  |        |        |        |        |        |        |        |        |        |        |        |
| 2016Q4             | 14                  | 21,889  | 39,067 | 47,622 |        |        |        |        |        |        |        |        |        |        |        |        |
| 2017Q1             | 19                  | 28,025  | 20,715 |        |        |        |        |        |        |        |        |        |        |        |        |        |
| 2017Q2             | 28                  | 13,047  |        |        |        |        |        |        |        |        |        |        |        |        |        |        |
| 2017Q3             | 17                  |   |        |        |        |        |        |        |        |        |        |        |        |        |        |        |
| 2017Q4             | 11                  |   |        |        |        |        |        |        |        |        |        |        |        |        |        |        |
| 2018Q1             | 15                  |   |        |        |        |        |        |        |        |        |        |        |        |        |        |        |
| 2018Q2             | 15                  |   |        |        |        |        |        |        |        |        |        |        |        |        |        |        |
| 2018Q3             | 17                  |   |        |        |        |        |        |        |        |        |        |        |        |        |        |        |
| 2018Q4             | 20                  |   |        |        |        |        |        |        |        |        |        |        |        |        |        |        |
| 2019Q1             | 19                  |   |        |        |        |        |        |        |        |        |        |        |        |        |        |        |
| 2019Q2             | 25                  |   |        |        |        |        |        |        |        |        |        |        |        |        |        |        |
| 2019Q3             | 10                  |   |        |        |        |        |        |        |        |        |        |        |        |        |        |        |
| 2019Q4             | 41                  |   |        |        |        |        |        |        |        |        |        |        |        |        |        |        |
| 2020Q1             | 30                  |   |        |        |        |        |        |        |        |        |        |        |        |        |        |        |
| 2020Q2             | 23                  |   |        |        |        |        |        |        |        |        |        |        |        |        |        |        |
| 2020Q3             | 13                  |   |        |        |        |        |        |        |        |        |        |        |        |        |        |        |
| 2020Q4             | 33                  |   |        |        |        |        |        |        |        |        |        |        |        |        |        |        |
| 2021Q1             | 31                  |   |        |        |        |        |        |        |        |        |        |        |        |        |        |        |
| Total              | 797                 |   |        |        |        |        |        |        |        |        |        |        |        |        |        |        |

Note: 3rd Qtr 2017 diagonal data adjusted to account for no payments made in September

**New York State Department of Health**  
**Quarterly Analysis of New York Medical Indemnity Fund**  
**Average Payments per Participant by Admittance Quarter**  
**As of March 31, 2021**

| Admittance<br>Quarter | Living<br>Participants | Incremental Severity per Participant by Participation Quarter |        |        |        |        |         |        |       |
|-----------------------|------------------------|---|--------|--------|--------|--------|---------|--------|-------|
|                       |                        | Q31   | Q32    | Q33    | Q34    | Q35    | Q36     | Q37    | Q38   |
| 2011Q2                | 0                      |   |        |        |        |        |         |        |       |
| 2011Q3                | 0                      |   |        |        |        |        |         |        |       |
| 2011Q4                | 11                     | 13,186  | 15,755 | 11,691 | 10,597 | 9,346  | 9,697   | 15,117 | 9,901 |
| 2012Q1                | 11                     | 3,162   | 3,392  | 4,164  | 3,893  | 4,372  | 6,542   | 3,811  |       |
| 2012Q2                | 15                     | 42,774  | 36,619 | 32,550 | 50,227 | 73,951 | 103,146 |        |       |
| 2012Q3                | 25                     | 12,993  | 10,302 | 7,601  | 16,458 | 13,140 |         |        |       |
| 2012Q4                | 38                     | 45,773  | 41,095 | 62,537 | 60,514 |        |         |        |       |
| 2013Q1                | 5                      | 38,479  | 41,328 | 49,006 |        |        |         |        |       |
| 2013Q2                | 30                     | 29,912  | 41,482 |        |        |        |         |        |       |
| 2013Q3                | 26                     | 6,756   |        |        |        |        |         |        |       |
| 2013Q4                | 8                      |   |        |        |        |        |         |        |       |
| 2014Q1                | 17                     |   |        |        |        |        |         |        |       |
| 2014Q2                | 24                     |   |        |        |        |        |         |        |       |
| 2014Q3                | 20                     |   |        |        |        |        |         |        |       |
| 2014Q4                | 19                     |   |        |        |        |        |         |        |       |
| 2015Q1                | 26                     |   |        |        |        |        |         |        |       |
| 2015Q2                | 31                     |   |        |        |        |        |         |        |       |
| 2015Q3                | 16                     |   |        |        |        |        |         |        |       |
| 2015Q4                | 19                     |   |        |        |        |        |         |        |       |
| 2016Q1                | 18                     |   |        |        |        |        |         |        |       |
| 2016Q2                | 35                     |   |        |        |        |        |         |        |       |
| 2016Q3                | 22                     |   |        |        |        |        |         |        |       |
| 2016Q4                | 14                     |   |        |        |        |        |         |        |       |
| 2017Q1                | 19                     |   |        |        |        |        |         |        |       |
| 2017Q2                | 28                     |   |        |        |        |        |         |        |       |
| 2017Q3                | 17                     |   |        |        |        |        |         |        |       |
| 2017Q4                | 11                     |   |        |        |        |        |         |        |       |
| 2018Q1                | 15                     |   |        |        |        |        |         |        |       |
| 2018Q2                | 15                     |   |        |        |        |        |         |        |       |
| 2018Q3                | 17                     |   |        |        |        |        |         |        |       |
| 2018Q4                | 20                     |   |        |        |        |        |         |        |       |
| 2019Q1                | 19                     |   |        |        |        |        |         |        |       |
| 2019Q2                | 25                     |   |        |        |        |        |         |        |       |
| 2019Q3                | 10                     |   |        |        |        |        |         |        |       |
| 2019Q4                | 41                     |   |        |        |        |        |         |        |       |
| 2020Q1                | 30                     |   |        |        |        |        |         |        |       |
| 2020Q2                | 23                     |   |        |        |        |        |         |        |       |
| 2020Q3                | 13                     |   |        |        |        |        |         |        |       |
| 2020Q4                | 33                     |   |        |        |        |        |         |        |       |
| 2021Q1                | 31                     |   |        |        |        |        |         |        |       |
| Total                 | 797                    |   |        |        |        |        |         |        |       |

**New York State Department of Health**  
**Quarterly Analysis of New York Medical Indemnity Fund**  
**Average Payments per Participant by Admittance Quarter**  
**As of March 31, 2021**

| Admittance Quarter | Living Participants | Cumulative Severity by Fund Participation Quarter |        |        |        |        |         |         |         |         |         |         |         |         |         |         |
|--------------------|---------------------|---|--------|--------|--------|--------|---------|---------|---------|---------|---------|---------|---------|---------|---------|---------|
|                    |                     | Q1  | Q2     | Q3     | Q4     | Q5     | Q6      | Q7      | Q8      | Q9      | Q10     | Q11     | Q12     | Q13     | Q14     | Q15     |
| 2011Q2             | 0                   |   |        |        |        |        |         |         |         |         |         |         |         |         |         |         |
| 2011Q3             | 0                   |   |        |        |        |        |         |         |         |         |         |         |         |         |         |         |
| 2011Q4             | 11                  | -   | 286    | 8,855  | 21,962 | 24,500 | 28,334  | 30,399  | 39,625  | 45,957  | 48,628  | 51,248  | 56,231  | 60,561  | 63,067  | 67,501  |
| 2012Q1             | 11                  | -   | 1,083  | 3,648  | 5,052  | 5,397  | 6,240   | 8,508   | 11,177  | 15,273  | 21,195  | 24,251  | 27,783  | 29,848  | 31,451  | 33,179  |
| 2012Q2             | 15                  | 48  | 14,310 | 29,155 | 43,560 | 58,277 | 72,904  | 91,867  | 111,009 | 135,065 | 157,568 | 178,273 | 197,239 | 219,159 | 243,808 | 267,502 |
| 2012Q3             | 25                  | 689   | 3,045  | 7,823  | 12,534 | 18,964 | 24,884  | 33,333  | 45,351  | 62,708  | 74,188  | 88,166  | 98,871  | 110,970 | 120,150 | 129,218 |
| 2012Q4             | 38                  | 10  | 1,999  | 5,850  | 17,213 | 33,633 | 47,340  | 74,848  | 105,914 | 136,589 | 166,821 | 198,898 | 222,437 | 248,181 | 272,599 | 308,244 |
| 2013Q1             | 5                   | -   | 156    | 2,327  | 9,670  | 17,088 | 34,365  | 69,907  | 102,417 | 128,822 | 156,200 | 180,064 | 203,563 | 221,092 | 246,076 | 275,891 |
| 2013Q2             | 30                  | -   | 1,380  | 3,637  | 6,252  | 9,897  | 15,265  | 22,523  | 28,579  | 32,452  | 36,957  | 43,531  | 52,078  | 57,645  | 66,770  | 73,957  |
| 2013Q3             | 26                  | -   | 361    | 3,810  | 10,597 | 23,996 | 38,084  | 53,751  | 70,338  | 84,257  | 98,350  | 110,341 | 120,752 | 133,848 | 145,514 | 156,345 |
| 2013Q4             | 8                   | 8   | 1,981  | 4,786  | 11,287 | 18,173 | 22,917  | 41,967  | 47,246  | 52,406  | 60,955  | 75,988  | 89,224  | 94,958  | 104,169 | 116,624 |
| 2014Q1             | 17                  | 35  | 2,361  | 8,258  | 18,081 | 26,521 | 42,383  | 59,006  | 80,914  | 94,295  | 118,062 | 137,580 | 159,018 | 180,427 | 212,781 | 238,475 |
| 2014Q2             | 24                  | 1,289   | 6,819  | 15,379 | 24,974 | 38,966 | 48,232  | 62,831  | 74,512  | 85,860  | 99,486  | 110,097 | 121,153 | 140,562 | 150,597 | 159,180 |
| 2014Q3             | 20                  | 1,223   | 6,506  | 38,728 | 58,353 | 72,496 | 87,758  | 102,596 | 115,080 | 133,980 | 147,207 | 164,791 | 186,149 | 209,167 | 227,684 | 266,843 |
| 2014Q4             | 19                  | 85  | 3,945  | 9,418  | 18,511 | 28,965 | 37,344  | 47,552  | 60,958  | 74,861  | 92,560  | 111,281 | 128,877 | 147,965 | 165,741 | 178,597 |
| 2015Q1             | 26                  | 150   | 4,726  | 9,997  | 17,079 | 24,593 | 33,465  | 44,546  | 52,728  | 66,372  | 79,412  | 87,853  | 112,183 | 126,205 | 135,772 | 150,019 |
| 2015Q2             | 31                  | 4,421   | 17,412 | 31,452 | 42,839 | 56,073 | 72,958  | 85,272  | 106,623 | 126,564 | 141,401 | 156,117 | 182,744 | 200,466 | 225,975 | 260,958 |
| 2015Q3             | 16                  | -   | 1,885  | 8,354  | 13,389 | 17,751 | 23,486  | 27,785  | 41,724  | 52,705  | 71,305  | 87,517  | 102,803 | 126,643 | 138,702 | 153,788 |
| 2015Q4             | 19                  | 202   | 5,575  | 10,374 | 19,427 | 36,340 | 47,451  | 60,732  | 70,243  | 77,919  | 92,776  | 109,460 | 125,608 | 150,808 | 168,743 | 179,182 |
| 2016Q1             | 18                  | 12  | 942    | 11,240 | 20,382 | 30,198 | 42,538  | 57,262  | 65,684  | 79,637  | 87,143  | 100,527 | 117,837 | 127,125 | 139,645 | 154,425 |
| 2016Q2             | 35                  | 290   | 2,329  | 6,928  | 14,477 | 20,249 | 32,140  | 39,191  | 54,512  | 77,893  | 97,081  | 119,953 | 143,118 | 158,714 | 170,128 | 193,346 |
| 2016Q3             | 22                  | -   | 4,303  | 13,624 | 21,774 | 31,536 | 39,242  | 48,218  | 55,283  | 64,676  | 72,221  | 77,086  | 87,058  | 96,443  | 105,695 | 114,793 |
| 2016Q4             | 14                  | -   | 11,232 | 22,473 | 40,633 | 53,460 | 76,841  | 88,167  | 115,599 | 128,528 | 154,229 | 170,666 | 185,434 | 202,700 | 223,371 | 242,874 |
| 2017Q1             | 19                  | -   | 6,444  | 15,611 | 40,473 | 53,126 | 70,164  | 80,481  | 92,815  | 100,724 | 113,610 | 125,796 | 138,970 | 158,692 | 184,598 | 203,810 |
| 2017Q2             | 28                  | 340   | 6,326  | 12,929 | 26,440 | 37,843 | 53,429  | 63,607  | 76,438  | 88,903  | 102,093 | 116,050 | 128,803 | 141,662 | 152,567 | 179,690 |
| 2017Q3             | 17                  | 44  | 1,864  | 7,053  | 17,520 | 28,181 | 42,527  | 57,754  | 93,292  | 111,639 | 139,295 | 167,486 | 180,533 | 192,699 | 214,462 | 231,203 |
| 2017Q4             | 11                  | 83  | 1,299  | 25,965 | 47,285 | 50,941 | 122,960 | 145,867 | 152,349 | 168,235 | 186,838 | 231,753 | 248,711 | 299,014 | 319,653 |         |
| 2018Q1             | 15                  | -   | 114    | 6,065  | 17,902 | 30,055 | 37,338  | 64,395  | 92,393  | 112,484 | 122,213 | 137,444 | 171,204 | 213,214 |         |         |
| 2018Q2             | 15                  | -   | 1,768  | 7,516  | 15,377 | 27,704 | 52,080  | 69,368  | 93,774  | 105,015 | 116,502 | 134,534 | 150,421 |         |         |         |
| 2018Q3             | 17                  | -   | 3,287  | 5,712  | 19,282 | 26,763 | 45,052  | 54,441  | 63,412  | 72,184  | 84,572  | 94,268  |         |         |         |         |
| 2018Q4             | 20                  | -   | 358    | 13,097 | 31,872 | 53,602 | 96,341  | 111,572 | 138,171 | 161,883 | 192,528 |         |         |         |         |         |
| 2019Q1             | 19                  | 2   | 653    | 8,380  | 27,531 | 59,094 | 79,873  | 105,615 | 135,872 | 161,784 |         |         |         |         |         |         |
| 2019Q2             | 25                  | -   | 1,228  | 9,862  | 18,037 | 47,144 | 61,572  | 91,316  | 106,175 |         |         |         |         |         |         |         |
| 2019Q3             | 10                  | -   | 3,903  | 13,349 | 19,096 | 25,796 | 44,083  | 56,334  |         |         |         |         |         |         |         |         |
| 2019Q4             | 41                  | 171   | 8,532  | 20,848 | 47,251 | 96,960 | 126,122 |         |         |         |         |         |         |         |         |         |
| 2020Q1             | 30                  | 139   | 1,716  | 6,708  | 21,742 | 45,739 |         |         |         |         |         |         |         |         |         |         |
| 2020Q2             | 23                  | -   | 9,524  | 27,770 | 49,589 |        |         |         |         |         |         |         |         |         |         |         |
| 2020Q3             | 13                  | 14  | 853    | 10,200 |        |        |         |         |         |         |         |         |         |         |         |         |
| 2020Q4             | 33                  | 7   | 6,403  |        |        |        |         |         |         |         |         |         |         |         |         |         |
| 2021Q1             | 31                  | -   |        |        |        |        |         |         |         |         |         |         |         |         |         |         |
| Total              | 797                 |   |        |        |        |        |         |         |         |         |         |         |         |         |         |         |

Note: 3rd Qtr 2017 diagonal data adjusted to account for no payments made in September

**New York State Department of Health**  
**Quarterly Analysis of New York Medical Indemnity Fund**  
**Average Payments per Participant by Admittance Quarter**  
**As of March 31, 2021**

| Admittance Quarter | Living Participants | Cumulative Severity by Fund Participation Quarter |         |         |         |         |         |         |         |         |         |         |         |         |         |         |
|--------------------|---------------------|---|---------|---------|---------|---------|---------|---------|---------|---------|---------|---------|---------|---------|---------|---------|
|                    |                     | Q16   | Q17     | Q18     | Q19     | Q20     | Q21     | Q22     | Q23     | Q24     | Q25     | Q26     | Q27     | Q28     | Q29     | Q30     |
| 2011Q2             | 0                   |   |         |         |         |         |         |         |         |         |         |         |         |         |         |         |
| 2011Q3             | 0                   |   |         |         |         |         |         |         |         |         |         |         |         |         |         |         |
| 2011Q4             | 11                  | 77,380  | 82,060  | 84,674  | 89,190  | 93,743  | 98,814  | 104,246 | 110,595 | 116,028 | 121,196 | 134,317 | 144,037 | 152,974 | 163,983 | 180,616 |
| 2012Q1             | 11                  | 37,502  | 38,234  | 38,987  | 40,293  | 43,985  | 49,917  | 59,470  | 72,322  | 75,087  | 89,679  | 144,919 | 148,763 | 152,042 | 162,426 | 164,440 |
| 2012Q2             | 15                  | 289,033   | 314,908 | 338,195 | 360,658 | 385,724 | 415,077 | 443,540 | 466,797 | 514,378 | 548,823 | 577,841 | 620,036 | 647,166 | 674,934 | 706,751 |
| 2012Q3             | 25                  | 139,466   | 152,339 | 164,644 | 174,180 | 186,754 | 202,315 | 212,794 | 233,104 | 249,702 | 262,964 | 275,335 | 284,293 | 300,343 | 315,765 | 334,065 |
| 2012Q4             | 38                  | 339,144   | 363,000 | 390,316 | 437,141 | 477,297 | 497,387 | 537,930 | 558,364 | 604,116 | 654,848 | 690,178 | 741,608 | 778,365 | 829,207 | 870,054 |
| 2013Q1             | 5                   | 298,075   | 324,486 | 356,319 | 391,371 | 417,453 | 449,684 | 494,062 | 514,849 | 551,726 | 594,953 | 651,099 | 688,102 | 732,036 | 765,781 | 804,372 |
| 2013Q2             | 30                  | 80,334  | 89,851  | 98,064  | 102,742 | 115,552 | 123,729 | 133,356 | 140,280 | 157,488 | 174,026 | 195,269 | 224,996 | 256,851 | 276,153 | 305,037 |
| 2013Q3             | 26                  | 168,874   | 173,874 | 182,862 | 188,317 | 192,809 | 199,054 | 211,696 | 217,082 | 225,434 | 231,847 | 238,297 | 246,234 | 252,257 | 259,003 | 268,635 |
| 2013Q4             | 8                   | 126,024   | 137,572 | 148,979 | 162,539 | 169,287 | 184,394 | 191,995 | 202,749 | 214,800 | 229,676 | 252,075 | 317,572 | 330,674 | 352,555 | 377,556 |
| 2014Q1             | 17                  | 263,437   | 290,558 | 307,055 | 332,594 | 377,194 | 397,124 | 411,863 | 440,912 | 463,301 | 488,797 | 505,183 | 523,180 | 542,514 | 562,684 |         |
| 2014Q2             | 24                  | 174,511   | 183,835 | 196,881 | 214,651 | 232,290 | 248,942 | 263,498 | 282,524 | 291,732 | 300,085 | 316,950 | 337,641 | 347,636 |         |         |
| 2014Q3             | 20                  | 275,576   | 295,036 | 318,377 | 343,189 | 366,152 | 391,066 | 417,815 | 448,663 | 472,841 | 526,780 | 573,415 | 639,620 |         |         |         |
| 2014Q4             | 19                  | 196,878   | 221,221 | 234,360 | 250,128 | 274,228 | 297,465 | 321,712 | 340,437 | 362,453 | 391,225 | 414,779 |         |         |         |         |
| 2015Q1             | 26                  | 165,688   | 177,105 | 191,410 | 208,411 | 229,573 | 246,270 | 266,227 | 279,955 | 303,232 | 320,857 |         |         |         |         |         |
| 2015Q2             | 31                  | 287,228   | 309,734 | 335,630 | 356,737 | 378,835 | 408,620 | 429,453 | 471,474 | 499,404 |         |         |         |         |         |         |
| 2015Q3             | 16                  | 181,638   | 201,724 | 217,848 | 234,883 | 249,763 | 264,490 | 291,619 | 314,625 |         |         |         |         |         |         |         |
| 2015Q4             | 19                  | 195,356   | 216,923 | 244,840 | 285,342 | 316,504 | 338,610 | 365,410 |         |         |         |         |         |         |         |         |
| 2016Q1             | 18                  | 170,171   | 191,626 | 206,563 | 216,521 | 240,627 | 253,595 |         |         |         |         |         |         |         |         |         |
| 2016Q2             | 35                  | 227,229   | 240,743 | 268,488 | 298,368 | 316,879 |         |         |         |         |         |         |         |         |         |         |
| 2016Q3             | 22                  | 123,124   | 133,914 | 172,093 | 180,693 |         |         |         |         |         |         |         |         |         |         |         |
| 2016Q4             | 14                  | 264,763   | 303,830 | 351,452 |         |         |         |         |         |         |         |         |         |         |         |         |
| 2017Q1             | 19                  | 231,835   | 252,550 |         |         |         |         |         |         |         |         |         |         |         |         |         |
| 2017Q2             | 28                  | 192,737   |         |         |         |         |         |         |         |         |         |         |         |         |         |         |
| 2017Q3             | 17                  |   |         |         |         |         |         |         |         |         |         |         |         |         |         |         |
| 2017Q4             | 11                  |   |         |         |         |         |         |         |         |         |         |         |         |         |         |         |
| 2018Q1             | 15                  |   |         |         |         |         |         |         |         |         |         |         |         |         |         |         |
| 2018Q2             | 15                  |   |         |         |         |         |         |         |         |         |         |         |         |         |         |         |
| 2018Q3             | 17                  |   |         |         |         |         |         |         |         |         |         |         |         |         |         |         |
| 2018Q4             | 20                  |   |         |         |         |         |         |         |         |         |         |         |         |         |         |         |
| 2019Q1             | 19                  |   |         |         |         |         |         |         |         |         |         |         |         |         |         |         |
| 2019Q2             | 25                  |   |         |         |         |         |         |         |         |         |         |         |         |         |         |         |
| 2019Q3             | 10                  |   |         |         |         |         |         |         |         |         |         |         |         |         |         |         |
| 2019Q4             | 41                  |   |         |         |         |         |         |         |         |         |         |         |         |         |         |         |
| 2020Q1             | 30                  |   |         |         |         |         |         |         |         |         |         |         |         |         |         |         |
| 2020Q2             | 23                  |   |         |         |         |         |         |         |         |         |         |         |         |         |         |         |
| 2020Q3             | 13                  |   |         |         |         |         |         |         |         |         |         |         |         |         |         |         |
| 2020Q4             | 33                  |   |         |         |         |         |         |         |         |         |         |         |         |         |         |         |
| 2021Q1             | 31                  |   |         |         |         |         |         |         |         |         |         |         |         |         |         |         |
| Total              | 797                 |   |         |         |         |         |         |         |         |         |         |         |         |         |         |         |

Note: 3rd Qtr 2017 diagonal data adjusted to account for no payments made in September



**New York State Department of Health**  
**Quarterly Analysis of New York Medical Indemnity Fund**  
**Average Payments per Participant by Admittance Quarter**  
**As of March 31, 2021**

| Admittance<br>Quarter | Living<br>Participants | Cumulative Severity by Fund Participation Quarter |         |           |           |         |           |         |         |
|-----------------------|------------------------|---|---------|-----------|-----------|---------|-----------|---------|---------|
|                       |                        | Q31   | Q32     | Q33       | Q34       | Q35     | Q36       | Q37     | Q38     |
| 2011Q2                | 0                      |   |         |           |           |         |           |         |         |
| 2011Q3                | 0                      |   |         |           |           |         |           |         |         |
| 2011Q4                | 11                     | 193,802   | 209,557 | 221,249   | 231,846   | 241,191 | 250,888   | 266,005 | 275,906 |
| 2012Q1                | 11                     | 167,601   | 170,994 | 175,158   | 179,051   | 183,423 | 189,965   | 193,776 |         |
| 2012Q2                | 15                     | 749,525   | 786,144 | 818,695   | 868,921   | 942,873 | 1,046,019 |         |         |
| 2012Q3                | 25                     | 347,058   | 357,361 | 364,962   | 381,419   | 394,560 |           |         |         |
| 2012Q4                | 38                     | 915,827   | 956,923 | 1,019,460 | 1,079,974 |         |           |         |         |
| 2013Q1                | 5                      | 842,851   | 884,179 | 933,185   |           |         |           |         |         |
| 2013Q2                | 30                     | 334,949   | 376,431 |           |           |         |           |         |         |
| 2013Q3                | 26                     | 275,391   |         |           |           |         |           |         |         |
| 2013Q4                | 8                      |   |         |           |           |         |           |         |         |
| 2014Q1                | 17                     |   |         |           |           |         |           |         |         |
| 2014Q2                | 24                     |   |         |           |           |         |           |         |         |
| 2014Q3                | 20                     |   |         |           |           |         |           |         |         |
| 2014Q4                | 19                     |   |         |           |           |         |           |         |         |
| 2015Q1                | 26                     |   |         |           |           |         |           |         |         |
| 2015Q2                | 31                     |   |         |           |           |         |           |         |         |
| 2015Q3                | 16                     |   |         |           |           |         |           |         |         |
| 2015Q4                | 19                     |   |         |           |           |         |           |         |         |
| 2016Q1                | 18                     |   |         |           |           |         |           |         |         |
| 2016Q2                | 35                     |   |         |           |           |         |           |         |         |
| 2016Q3                | 22                     |   |         |           |           |         |           |         |         |
| 2016Q4                | 14                     |   |         |           |           |         |           |         |         |
| 2017Q1                | 19                     |   |         |           |           |         |           |         |         |
| 2017Q2                | 28                     |   |         |           |           |         |           |         |         |
| 2017Q3                | 17                     |   |         |           |           |         |           |         |         |
| 2017Q4                | 11                     |   |         |           |           |         |           |         |         |
| 2018Q1                | 15                     |   |         |           |           |         |           |         |         |
| 2018Q2                | 15                     |   |         |           |           |         |           |         |         |
| 2018Q3                | 17                     |   |         |           |           |         |           |         |         |
| 2018Q4                | 20                     |   |         |           |           |         |           |         |         |
| 2019Q1                | 19                     |   |         |           |           |         |           |         |         |
| 2019Q2                | 25                     |   |         |           |           |         |           |         |         |
| 2019Q3                | 10                     |   |         |           |           |         |           |         |         |
| 2019Q4                | 41                     |   |         |           |           |         |           |         |         |
| 2020Q1                | 30                     |   |         |           |           |         |           |         |         |
| 2020Q2                | 23                     |   |         |           |           |         |           |         |         |
| 2020Q3                | 13                     |   |         |           |           |         |           |         |         |
| 2020Q4                | 33                     |   |         |           |           |         |           |         |         |
| 2021Q1                | 31                     |   |         |           |           |         |           |         |         |
| Total                 | 797                    |   |         |           |           |         |           |         |         |

**New York State Department of Health**  
**Quarterly Analysis of New York Medical Indemnity Fund**  
**Benefit Payments by Admittance Quarter**  
**As of March 31, 2021**

| Admittance Quarter | Living Participants | Incremental Benefits Paid by Fund Participation Quarter |         |         |           |           |           |           |           |           |           |           |         |         |         |           |
|--------------------|---------------------|---|---------|---------|-----------|-----------|-----------|-----------|-----------|-----------|-----------|-----------|---------|---------|---------|-----------|
|                    |                     | Q1  | Q2      | Q3      | Q4        | Q5        | Q6        | Q7        | Q8        | Q9        | Q10       | Q11       | Q12     | Q13     | Q14     | Q15       |
| 2011Q4             | 11                  | -   | 3,146   | 94,260  | 144,173   | 27,926    | 42,167    | 22,720    | 101,483   | 69,656    | 29,373    | 28,827    | 54,812  | 47,626  | 27,564  | 48,782    |
| 2012Q1             | 11                  | -   | 11,909  | 28,215  | 15,444    | 3,802     | 9,275     | 24,942    | 29,365    | 45,050    | 65,147    | 33,607    | 38,857  | 22,710  | 17,639  | 19,004    |
| 2012Q2             | 15                  | 717   | 213,939 | 222,675 | 216,063   | 220,760   | 219,402   | 284,456   | 287,128   | 360,835   | 337,540   | 310,577   | 284,497 | 328,790 | 369,738 | 355,414   |
| 2012Q3             | 25                  | 17,222  | 58,895  | 119,468 | 117,755   | 160,748   | 148,012   | 211,218   | 300,445   | 433,929   | 286,997   | 349,458   | 267,625 | 302,467 | 229,506 | 226,706   |
| 2012Q4             | 38                  | 371   | 75,588  | 146,333 | 431,812   | 623,934   | 520,889   | 1,045,294 | 1,180,508 | 1,165,671 | 1,148,800 | 1,218,933 | 894,490 | 978,263 | 927,857 | 1,354,514 |
| 2013Q1             | 5                   | -   | 780     | 10,857  | 36,713    | 37,090    | 86,384    | 177,708   | 162,554   | 132,023   | 136,890   | 119,318   | 117,497 | 87,645  | 124,918 | 149,075   |
| 2013Q2             | 30                  | -   | 41,406  | 67,708  | 78,441    | 109,369   | 161,013   | 217,746   | 181,675   | 116,207   | 135,157   | 197,202   | 256,410 | 167,023 | 273,743 | 215,624   |
| 2013Q3             | 26                  | -   | 9,394   | 89,664  | 176,462   | 348,379   | 366,278   | 407,351   | 431,269   | 361,886   | 366,426   | 311,761   | 270,692 | 340,485 | 303,320 | 281,603   |
| 2013Q4             | 8                   | 60  | 15,787  | 22,442  | 52,010    | 55,080    | 37,953    | 152,406   | 42,227    | 41,285    | 68,386    | 120,264   | 105,891 | 45,872  | 73,694  | 99,640    |
| 2014Q1             | 17                  | 602   | 39,529  | 100,258 | 166,996   | 143,474   | 269,659   | 282,592   | 372,432   | 227,482   | 404,028   | 331,801   | 364,447 | 363,952 | 550,020 | 436,798   |
| 2014Q2             | 24                  | 30,945  | 132,707 | 205,442 | 230,289   | 335,796   | 222,383   | 350,374   | 280,346   | 272,353   | 327,022   | 254,665   | 265,346 | 465,824 | 240,840 | 205,985   |
| 2014Q3             | 20                  | 24,460  | 105,657 | 644,449 | 392,488   | 282,863   | 305,247   | 296,763   | 249,677   | 377,991   | 264,554   | 351,669   | 427,155 | 460,362 | 370,354 | 783,163   |
| 2014Q4             | 19                  | 1,609   | 73,351  | 103,984 | 172,768   | 198,623   | 159,203   | 193,955   | 254,713   | 264,161   | 336,275   | 355,696   | 334,321 | 362,678 | 337,740 | 244,266   |
| 2015Q1             | 26                  | 3,902   | 118,971 | 137,048 | 184,125   | 195,370   | 230,680   | 288,099   | 212,728   | 354,753   | 339,026   | 219,468   | 632,582 | 364,574 | 248,757 | 370,420   |
| 2015Q2             | 31                  | 137,049   | 402,726 | 435,224 | 352,996   | 410,257   | 523,451   | 381,714   | 661,892   | 618,164   | 459,971   | 456,194   | 825,441 | 549,361 | 790,790 | 1,084,462 |
| 2015Q3             | 16                  | -   | 30,164  | 103,507 | 80,558    | 69,794    | 91,758    | 68,778    | 223,018   | 175,695   | 297,615   | 259,387   | 244,576 | 381,432 | 192,952 | 241,371   |
| 2015Q4             | 19                  | 3,829   | 102,088 | 91,181  | 172,019   | 321,337   | 211,106   | 252,349   | 180,709   | 145,837   | 282,289   | 316,999   | 306,819 | 478,795 | 340,754 | 198,342   |
| 2016Q1             | 18                  | 210   | 16,754  | 185,361 | 164,559   | 176,678   | 222,131   | 265,022   | 151,593   | 251,157   | 135,105   | 240,923   | 311,580 | 167,178 | 225,351 | 266,054   |
| 2016Q2             | 35                  | 10,141  | 71,367  | 160,956 | 264,242   | 202,010   | 416,172   | 246,795   | 536,249   | 818,321   | 671,599   | 800,518   | 810,776 | 545,852 | 399,465 | 812,641   |
| 2016Q3             | 22                  | -   | 94,668  | 205,067 | 179,295   | 214,771   | 169,535   | 197,464   | 155,428   | 206,635   | 166,004   | 107,035   | 219,367 | 206,483 | 203,549 | 200,151   |
| 2016Q4             | 14                  | -   | 157,250 | 157,366 | 254,248   | 179,571   | 327,343   | 158,566   | 384,037   | 181,017   | 359,813   | 230,110   | 206,758 | 241,719 | 289,402 | 273,035   |
| 2017Q1             | 19                  | -   | 122,431 | 174,172 | 472,382   | 240,410   | 323,718   | 196,024   | 234,344   | 150,282   | 244,833   | 231,521   | 250,321 | 374,717 | 492,203 | 365,034   |
| 2017Q2             | 28                  | 9,506   | 167,627 | 184,879 | 378,303   | 319,302   | 436,388   | 284,986   | 359,278   | 349,027   | 369,305   | 390,795   | 357,099 | 360,054 | 305,318 | 759,443   |
| 2017Q3             | 17                  | 750   | 30,939  | 88,216  | 177,929   | 181,238   | 243,892   | 258,850   | 604,157   | 311,889   | 470,160   | 479,241   | 221,805 | 206,809 | 369,983 | 284,586   |
| 2017Q4             | 11                  | 910   | 13,384  | 271,321 | 234,524   | 40,209    | 792,209   | 251,977   | 71,311    | 174,740   | 204,636   | 494,067   | 186,533 | 553,337 | 227,029 |           |
| 2018Q1             | 15                  | -   | 1,706   | 89,268  | 177,560   | 182,290   | 109,247   | 405,850   | 419,980   | 301,351   | 145,941   | 228,459   | 506,405 | 630,152 |         |           |
| 2018Q2             | 15                  | -   | 26,518  | 86,218  | 117,923   | 184,907   | 365,639   | 259,310   | 366,091   | 168,617   | 172,302   | 270,489   | 238,292 |         |         |           |
| 2018Q3             | 17                  | -   | 55,875  | 41,230  | 230,697   | 127,167   | 310,909   | 159,618   | 152,516   | 149,118   | 210,587   | 164,840   |         |         |         |           |
| 2018Q4             | 20                  | -   | 7,151   | 254,792 | 375,503   | 434,592   | 854,774   | 304,617   | 531,987   | 474,235   | 612,915   |           |         |         |         |           |
| 2019Q1             | 19                  | 43  | 12,364  | 146,822 | 363,869   | 599,678   | 394,806   | 489,103   | 574,887   | 492,328   |           |           |         |         |         |           |
| 2019Q2             | 25                  | -   | 30,693  | 215,848 | 204,388   | 727,671   | 360,701   | 743,605   | 371,464   |           |           |           |         |         |         |           |
| 2019Q3             | 10                  | -   | 39,033  | 94,459  | 57,469    | 66,998    | 182,868   | 122,514   |           |           |           |           |         |         |         |           |
| 2019Q4             | 41                  | 7,002   | 342,828 | 504,930 | 1,082,530 | 2,038,081 | 1,195,633 |           |           |           |           |           |         |         |         |           |
| 2020Q1             | 30                  | 4,181   | 47,286  | 149,758 | 451,034   | 719,898   |           |           |           |           |           |           |         |         |         |           |
| 2020Q2             | 23                  | -   | 219,045 | 419,669 | 501,828   |           |           |           |           |           |           |           |         |         |         |           |
| 2020Q3             | 13                  | 187   | 10,897  | 121,519 |           |           |           |           |           |           |           |           |         |         |         |           |
| 2020Q4             | 33                  | 219   | 211,074 |         |           |           |           |           |           |           |           |           |         |         |         |           |
| 2021Q1             | 31                  | -   |         |         |           |           |           |           |           |           |           |           |         |         |         |           |
| Total              | 797                 |   |         |         |           |           |           |           |           |           |           |           |         |         |         |           |

Note: 3rd Qtr 2017 diagonal data adjusted to account for no payments made in September

**New York State Department of Health**  
**Quarterly Analysis of New York Medical Indemnity Fund**  
**Benefit Payments by Admittance Quarter**  
**As of March 31, 2021**

| Admittance<br>Quarter | Living<br>Participants | Incremental Benefits Paid by Fund Participation Quarter |         |           |           |           |         |           |           |           |           |           |           |           |           |           |
|-----------------------|------------------------|---|---------|-----------|-----------|-----------|---------|-----------|-----------|-----------|-----------|-----------|-----------|-----------|-----------|-----------|
|                       |                        | Q16   | Q17     | Q18       | Q19       | Q20       | Q21     | Q22       | Q23       | Q24       | Q25       | Q26       | Q27       | Q28       | Q29       | Q30       |
| 2011Q4                | 11                     | 108,661   | 51,481  | 28,752    | 49,678    | 50,087    | 55,775  | 59,762    | 69,834    | 59,758    | 56,849    | 144,337   | 106,913   | 98,308    | 121,098   | 182,965   |
| 2012Q1                | 11                     | 47,555  | 8,050   | 8,287     | 14,368    | 40,610    | 65,249  | 105,081   | 141,372   | 30,423    | 160,512   | 607,638   | 42,285    | 36,061    | 114,231   | 22,149    |
| 2012Q2                | 15                     | 322,973   | 388,125 | 349,296   | 336,954   | 375,984   | 440,301 | 426,941   | 348,845   | 713,715   | 516,684   | 435,265   | 632,934   | 406,936   | 416,523   | 477,262   |
| 2012Q3                | 25                     | 256,203   | 321,808 | 307,643   | 238,399   | 314,347   | 389,016 | 261,971   | 507,772   | 414,951   | 331,539   | 309,276   | 223,944   | 401,243   | 385,568   | 457,496   |
| 2012Q4                | 38                     | 1,174,223   | 906,524 | 1,038,009 | 1,779,355 | 1,525,926 | 763,402 | 1,540,636 | 776,503   | 1,738,563 | 1,927,812 | 1,342,537 | 1,954,365 | 1,396,773 | 1,931,997 | 1,552,175 |
| 2013Q1                | 5                      | 110,923   | 132,056 | 159,165   | 175,258   | 130,412   | 161,152 | 221,890   | 103,938   | 184,382   | 216,135   | 280,731   | 185,013   | 219,674   | 168,724   | 192,955   |
| 2013Q2                | 30                     | 191,285   | 285,507 | 246,411   | 140,344   | 384,275   | 245,332 | 288,796   | 207,737   | 516,227   | 496,133   | 637,311   | 891,812   | 955,645   | 579,065   | 866,508   |
| 2013Q3                | 26                     | 325,761   | 129,991 | 233,702   | 141,831   | 116,773   | 162,384 | 328,688   | 140,031   | 217,140   | 166,754   | 167,698   | 206,360   | 156,590   | 175,392   | 250,455   |
| 2013Q4                | 8                      | 75,194  | 92,384  | 91,257    | 108,478   | 53,984    | 120,859 | 60,805    | 86,037    | 96,409    | 119,008   | 179,187   | 523,978   | 104,815   | 175,052   | 200,006   |
| 2014Q1                | 17                     | 424,367   | 461,052 | 280,450   | 434,155   | 758,208   | 338,804 | 250,559   | 493,832   | 380,612   | 433,439   | 278,562   | 305,956   | 328,667   | 342,901   |           |
| 2014Q2                | 24                     | 367,940   | 223,774 | 313,120   | 426,463   | 423,346   | 399,652 | 349,347   | 456,615   | 220,993   | 200,477   | 404,766   | 496,582   | 239,873   |           |           |
| 2014Q3                | 20                     | 174,676   | 389,194 | 466,826   | 496,231   | 459,264   | 498,283 | 534,967   | 616,974   | 483,546   | 1,078,794 | 932,685   | 1,324,100 |           |           |           |
| 2014Q4                | 19                     | 347,343   | 462,515 | 249,641   | 299,587   | 457,909   | 441,494 | 460,699   | 355,764   | 418,314   | 546,666   | 447,534   |           |           |           |           |
| 2015Q1                | 26                     | 407,394   | 296,841 | 371,925   | 442,027   | 550,201   | 434,119 | 518,889   | 356,943   | 605,197   | 458,241   |           |           |           |           |           |
| 2015Q2                | 31                     | 814,368   | 697,691 | 802,793   | 654,317   | 685,037   | 923,324 | 645,819   | 1,302,651 | 865,836   |           |           |           |           |           |           |
| 2015Q3                | 16                     | 445,606   | 321,371 | 257,980   | 272,563   | 238,079   | 235,634 | 434,073   | 368,098   |           |           |           |           |           |           |           |
| 2015Q4                | 19                     | 307,314   | 409,781 | 530,408   | 769,545   | 592,069   | 420,013 | 509,203   |           |           |           |           |           |           |           |           |
| 2016Q1                | 18                     | 283,418   | 386,185 | 268,874   | 179,249   | 433,906   | 233,420 |           |           |           |           |           |           |           |           |           |
| 2016Q2                | 35                     | 1,185,904   | 473,004 | 971,052   | 1,045,824 | 647,869   |         |           |           |           |           |           |           |           |           |           |
| 2016Q3                | 22                     | 183,271   | 237,380 | 839,939   | 189,215   |           |         |           |           |           |           |           |           |           |           |           |
| 2016Q4                | 14                     | 306,447   | 546,939 | 666,711   |           |           |         |           |           |           |           |           |           |           |           |           |
| 2017Q1                | 19                     | 532,474   | 393,579 |           |           |           |         |           |           |           |           |           |           |           |           |           |
| 2017Q2                | 28                     | 365,321   |         |           |           |           |         |           |           |           |           |           |           |           |           |           |
| 2017Q3                | 17                     |   |         |           |           |           |         |           |           |           |           |           |           |           |           |           |
| 2017Q4                | 11                     |   |         |           |           |           |         |           |           |           |           |           |           |           |           |           |
| 2018Q1                | 15                     |   |         |           |           |           |         |           |           |           |           |           |           |           |           |           |
| 2018Q2                | 15                     |   |         |           |           |           |         |           |           |           |           |           |           |           |           |           |
| 2018Q3                | 17                     |   |         |           |           |           |         |           |           |           |           |           |           |           |           |           |
| 2018Q4                | 20                     |   |         |           |           |           |         |           |           |           |           |           |           |           |           |           |
| 2019Q1                | 19                     |   |         |           |           |           |         |           |           |           |           |           |           |           |           |           |
| 2019Q2                | 25                     |   |         |           |           |           |         |           |           |           |           |           |           |           |           |           |
| 2019Q3                | 10                     |   |         |           |           |           |         |           |           |           |           |           |           |           |           |           |
| 2019Q4                | 41                     |   |         |           |           |           |         |           |           |           |           |           |           |           |           |           |
| 2020Q1                | 30                     |   |         |           |           |           |         |           |           |           |           |           |           |           |           |           |
| 2020Q2                | 23                     |   |         |           |           |           |         |           |           |           |           |           |           |           |           |           |
| 2020Q3                | 13                     |   |         |           |           |           |         |           |           |           |           |           |           |           |           |           |
| 2020Q4                | 33                     |   |         |           |           |           |         |           |           |           |           |           |           |           |           |           |
| 2021Q1                | 31                     |   |         |           |           |           |         |           |           |           |           |           |           |           |           |           |
| Total                 | 797                    |   |         |           |           |           |         |           |           |           |           |           |           |           |           |           |

Note: 3rd Qtr 2017 diagonal data adjusted to account for no payments made in September

**New York State Department of Health**  
**Quarterly Analysis of New York Medical Indemnity Fund**  
**Benefit Payments by Admittance Quarter**  
**As of March 31, 2021**

| Admittance<br>Quarter | Living<br>Participants | Incremental Benefits Paid by Fund Participation Quarter |           |           |           |           |           |         |         | Total              |
|-----------------------|------------------------|---|-----------|-----------|-----------|-----------|-----------|---------|---------|--------------------|
|                       |                        | Q31   | Q32       | Q33       | Q34       | Q35       | Q36       | Q37     | Q38     |                    |
| 2011Q4                | 11                     | 145,051   | 173,303   | 128,606   | 116,570   | 102,802   | 106,664   | 166,283 | 108,914 | 3,034,967          |
| 2012Q1                | 11                     | 34,779  | 37,316    | 45,809    | 42,822    | 48,093    | 71,961    | 41,919  |         | 2,131,537          |
| 2012Q2                | 15                     | 641,614   | 549,281   | 488,256   | 753,403   | 1,109,272 | 1,547,197 |         |         | 15,690,291         |
| 2012Q3                | 25                     | 324,832   | 257,553   | 190,033   | 411,439   | 328,509   |           |         |         | 9,863,995          |
| 2012Q4                | 38                     | 1,739,388   | 1,561,621 | 2,376,410 | 2,299,549 |           |           |         |         | 41,039,025         |
| 2013Q1                | 5                      | 192,394   | 206,641   | 245,028   |           |           |           |         |         | 4,665,924          |
| 2013Q2                | 30                     | 897,368   | 1,244,458 |           |           |           |           |         |         | 11,292,937         |
| 2013Q3                | 26                     | 175,649   |           |           |           |           |           |         |         | 7,160,171          |
| 2013Q4                | 8                      |   |           |           |           |           |           |         |         | 3,020,449          |
| 2014Q1                | 17                     |   |           |           |           |           |           |         |         | 9,565,634          |
| 2014Q2                | 24                     |   |           |           |           |           |           |         |         | 8,343,266          |
| 2014Q3                | 20                     |   |           |           |           |           |           |         |         | 12,792,393         |
| 2014Q4                | 19                     |   |           |           |           |           |           |         |         | 7,880,810          |
| 2015Q1                | 26                     |   |           |           |           |           |           |         |         | 8,342,281          |
| 2015Q2                | 31                     |   |           |           |           |           |           |         |         | 15,481,529         |
| 2015Q3                | 16                     |   |           |           |           |           |           |         |         | 5,034,008          |
| 2015Q4                | 19                     |   |           |           |           |           |           |         |         | 6,942,784          |
| 2016Q1                | 18                     |   |           |           |           |           |           |         |         | 4,564,708          |
| 2016Q2                | 35                     |   |           |           |           |           |           |         |         | 11,090,759         |
| 2016Q3                | 22                     |   |           |           |           |           |           |         |         | 3,975,255          |
| 2016Q4                | 14                     |   |           |           |           |           |           |         |         | 4,920,330          |
| 2017Q1                | 19                     |   |           |           |           |           |           |         |         | 4,798,445          |
| 2017Q2                | 28                     |   |           |           |           |           |           |         |         | 5,396,631          |
| 2017Q3                | 17                     |   |           |           |           |           |           |         |         | 3,930,445          |
| 2017Q4                | 11                     |   |           |           |           |           |           |         |         | 3,516,185          |
| 2018Q1                | 15                     |   |           |           |           |           |           |         |         | 3,198,211          |
| 2018Q2                | 15                     |   |           |           |           |           |           |         |         | 2,256,308          |
| 2018Q3                | 17                     |   |           |           |           |           |           |         |         | 1,602,557          |
| 2018Q4                | 20                     |   |           |           |           |           |           |         |         | 3,850,567          |
| 2019Q1                | 19                     |   |           |           |           |           |           |         |         | 3,073,901          |
| 2019Q2                | 25                     |   |           |           |           |           |           |         |         | 2,654,369          |
| 2019Q3                | 10                     |   |           |           |           |           |           |         |         | 563,341            |
| 2019Q4                | 41                     |   |           |           |           |           |           |         |         | 5,171,005          |
| 2020Q1                | 30                     |   |           |           |           |           |           |         |         | 1,372,158          |
| 2020Q2                | 23                     |   |           |           |           |           |           |         |         | 1,140,542          |
| 2020Q3                | 13                     |   |           |           |           |           |           |         |         | 132,603            |
| 2020Q4                | 33                     |   |           |           |           |           |           |         |         | 211,292            |
| 2021Q1                | 31                     |   |           |           |           |           |           |         |         | -                  |
| <b>Total</b>          | <b>797</b>             |   |           |           |           |           |           |         |         | <b>239,701,610</b> |

**New York State Department of Health**  
**Quarterly Analysis of New York Medical Indemnity Fund**  
**Benefit Payments by Admittance Quarter**  
**As of March 31, 2021**

| Admittance Quarter | Living Participants | Cumulative Benefits by Fund Participation Quarter |         |         |           |           |           |           |           |           |           |           |           |           |            |            |
|--------------------|---------------------|---|---------|---------|-----------|-----------|-----------|-----------|-----------|-----------|-----------|-----------|-----------|-----------|------------|------------|
|                    |                     | Q1  | Q2      | Q3      | Q4        | Q5        | Q6        | Q7        | Q8        | Q9        | Q10       | Q11       | Q12       | Q13       | Q14        | Q15        |
| 2011Q4             | 11                  | -   | 3,146   | 97,406  | 241,579   | 269,505   | 311,672   | 334,391   | 435,875   | 505,531   | 534,904   | 563,731   | 618,543   | 666,169   | 693,733    | 742,515    |
| 2012Q1             | 11                  | -   | 11,909  | 40,124  | 55,568    | 59,370    | 68,645    | 93,587    | 122,952   | 168,002   | 233,149   | 266,756   | 305,613   | 328,323   | 345,962    | 364,966    |
| 2012Q2             | 15                  | 717   | 214,656 | 437,331 | 653,394   | 874,153   | 1,093,555 | 1,378,011 | 1,665,139 | 2,025,974 | 2,363,513 | 2,674,090 | 2,958,587 | 3,287,378 | 3,657,115  | 4,012,529  |
| 2012Q3             | 25                  | 17,222  | 76,117  | 195,585 | 313,341   | 474,089   | 622,100   | 833,319   | 1,133,763 | 1,567,693 | 1,854,690 | 2,204,148 | 2,471,773 | 2,774,240 | 3,003,745  | 3,230,451  |
| 2012Q4             | 38                  | 371   | 75,958  | 222,292 | 654,104   | 1,278,038 | 1,798,927 | 2,844,220 | 4,024,728 | 5,190,399 | 6,339,199 | 7,558,133 | 8,452,623 | 9,430,886 | 10,358,743 | 11,713,258 |
| 2013Q1             | 5                   | -   | 780     | 11,637  | 48,351    | 85,440    | 171,825   | 349,533   | 512,087   | 644,110   | 781,000   | 900,318   | 1,017,815 | 1,105,460 | 1,230,378  | 1,379,453  |
| 2013Q2             | 30                  | -   | 41,406  | 109,114 | 187,555   | 296,924   | 457,936   | 675,682   | 857,357   | 973,565   | 1,108,721 | 1,305,923 | 1,562,333 | 1,729,356 | 2,003,100  | 2,218,724  |
| 2013Q3             | 26                  | -   | 9,394   | 99,058  | 275,521   | 623,900   | 990,178   | 1,397,528 | 1,828,797 | 2,190,683 | 2,557,109 | 2,868,870 | 3,139,562 | 3,480,047 | 3,783,367  | 4,064,970  |
| 2013Q4             | 8                   | 60  | 15,848  | 38,290  | 90,300    | 145,380   | 183,334   | 335,739   | 377,966   | 419,251   | 487,637   | 607,900   | 713,791   | 759,662   | 833,356    | 932,996    |
| 2014Q1             | 17                  | 602   | 40,131  | 140,389 | 307,385   | 450,858   | 720,517   | 1,003,109 | 1,375,541 | 1,603,023 | 2,007,051 | 2,338,852 | 2,703,299 | 3,067,251 | 3,617,271  | 4,054,069  |
| 2014Q2             | 24                  | 30,945  | 163,652 | 369,094 | 599,383   | 935,179   | 1,157,563 | 1,507,937 | 1,788,283 | 2,060,636 | 2,387,658 | 2,642,323 | 2,907,669 | 3,373,493 | 3,614,333  | 3,820,318  |
| 2014Q3             | 20                  | 24,460  | 130,117 | 774,566 | 1,167,055 | 1,449,918 | 1,755,165 | 2,051,928 | 2,301,605 | 2,679,596 | 2,944,150 | 3,295,818 | 3,722,974 | 4,183,336 | 4,553,690  | 5,336,853  |
| 2014Q4             | 19                  | 1,609   | 74,960  | 178,944 | 351,712   | 550,336   | 709,539   | 903,494   | 1,158,207 | 1,422,368 | 1,758,643 | 2,114,339 | 2,448,660 | 2,811,338 | 3,149,078  | 3,393,344  |
| 2015Q1             | 26                  | 3,902   | 122,872 | 259,920 | 444,045   | 639,416   | 870,096   | 1,158,195 | 1,370,923 | 1,725,676 | 2,064,703 | 2,284,171 | 2,916,752 | 3,281,327 | 3,530,084  | 3,900,504  |
| 2015Q2             | 31                  | 137,049   | 539,776 | 974,999 | 1,327,995 | 1,738,252 | 2,261,703 | 2,643,417 | 3,305,309 | 3,923,472 | 4,383,444 | 4,839,638 | 5,665,079 | 6,214,440 | 7,005,230  | 8,089,692  |
| 2015Q3             | 16                  | -   | 30,164  | 133,672 | 214,230   | 284,024   | 375,782   | 444,559   | 667,577   | 843,272   | 1,140,887 | 1,400,274 | 1,644,850 | 2,026,282 | 2,219,234  | 2,460,605  |
| 2015Q4             | 19                  | 3,829   | 105,918 | 197,098 | 369,117   | 690,453   | 901,560   | 1,153,908 | 1,334,617 | 1,480,454 | 1,762,744 | 2,079,742 | 2,386,561 | 2,865,356 | 3,206,110  | 3,404,452  |
| 2016Q1             | 18                  | 210   | 16,964  | 202,325 | 366,884   | 543,562   | 765,693   | 1,030,715 | 1,182,308 | 1,433,465 | 1,568,570 | 1,809,493 | 2,121,073 | 2,288,252 | 2,513,603  | 2,779,657  |
| 2016Q2             | 35                  | 10,141  | 81,508  | 242,464 | 506,706   | 708,716   | 1,124,888 | 1,371,684 | 1,907,933 | 2,726,253 | 3,397,852 | 4,198,370 | 5,009,147 | 5,554,999 | 5,954,464  | 6,767,105  |
| 2016Q3             | 22                  | -   | 94,668  | 299,734 | 479,029   | 693,799   | 863,335   | 1,060,799 | 1,216,227 | 1,422,862 | 1,588,866 | 1,695,901 | 1,915,267 | 2,121,750 | 2,325,299  | 2,525,450  |
| 2016Q4             | 14                  | -   | 157,250 | 314,616 | 568,864   | 748,435   | 1,075,778 | 1,234,343 | 1,618,380 | 1,799,397 | 2,159,210 | 2,389,320 | 2,596,078 | 2,837,797 | 3,127,198  | 3,400,234  |
| 2017Q1             | 19                  | -   | 122,431 | 296,602 | 768,985   | 1,009,395 | 1,333,113 | 1,529,136 | 1,763,480 | 1,913,762 | 2,158,595 | 2,390,116 | 2,640,438 | 3,015,154 | 3,507,358  | 3,872,392  |
| 2017Q2             | 28                  | 9,506   | 177,133 | 362,013 | 740,316   | 1,059,618 | 1,496,005 | 1,780,991 | 2,140,269 | 2,489,296 | 2,858,602 | 3,249,397 | 3,606,496 | 3,966,550 | 4,271,868  | 5,031,311  |
| 2017Q3             | 17                  | 750   | 31,689  | 119,904 | 297,834   | 479,072   | 722,964   | 981,814   | 1,585,971 | 1,897,860 | 2,368,020 | 2,847,261 | 3,069,066 | 3,275,875 | 3,645,859  | 3,930,445  |
| 2017Q4             | 11                  | 910   | 14,294  | 285,615 | 520,139   | 560,348   | 1,352,557 | 1,604,533 | 1,675,844 | 1,850,584 | 2,055,219 | 2,549,286 | 2,735,819 | 3,289,156 | 3,516,185  |            |
| 2018Q1             | 15                  | -   | 1,706   | 90,975  | 268,535   | 450,825   | 560,073   | 965,923   | 1,385,902 | 1,687,253 | 1,833,194 | 2,061,654 | 2,568,059 | 3,198,211 |            |            |
| 2018Q2             | 15                  | -   | 26,518  | 112,736 | 230,660   | 415,567   | 781,205   | 1,040,516 | 1,406,607 | 1,575,224 | 1,747,527 | 2,018,015 | 2,256,308 |           |            |            |
| 2018Q3             | 17                  | -   | 55,875  | 97,105  | 327,802   | 454,969   | 765,878   | 925,496   | 1,078,012 | 1,227,130 | 1,437,717 | 1,602,557 |           |           |            |            |
| 2018Q4             | 20                  | -   | 7,151   | 261,944 | 637,447   | 1,072,039 | 1,926,813 | 2,231,430 | 2,763,418 | 3,237,653 | 3,850,567 |           |           |           |            |            |
| 2019Q1             | 19                  | 43  | 12,408  | 159,229 | 523,098   | 1,122,777 | 1,517,583 | 2,006,686 | 2,581,573 | 3,073,901 |           |           |           |           |            |            |
| 2019Q2             | 25                  | -   | 30,693  | 246,541 | 450,929   | 1,178,600 | 1,539,300 | 2,282,906 | 2,654,369 |           |           |           |           |           |            |            |
| 2019Q3             | 10                  | -   | 39,033  | 133,492 | 190,961   | 257,959   | 440,827   | 563,341   |           |           |           |           |           |           |            |            |
| 2019Q4             | 41                  | 7,002   | 349,830 | 854,760 | 1,937,290 | 3,975,371 | 5,171,005 |           |           |           |           |           |           |           |            |            |
| 2020Q1             | 30                  | 4,181   | 51,468  | 201,226 | 652,260   | 1,372,158 |           |           |           |           |           |           |           |           |            |            |
| 2020Q2             | 23                  | -   | 219,045 | 638,714 | 1,140,542 |           |           |           |           |           |           |           |           |           |            |            |
| 2020Q3             | 13                  | 187   | 11,084  | 132,603 |           |           |           |           |           |           |           |           |           |           |            |            |
| 2020Q4             | 33                  | 219   | 211,292 |         |           |           |           |           |           |           |           |           |           |           |            |            |
| 2021Q1             | 31                  | -   |         |         |           |           |           |           |           |           |           |           |           |           |            |            |
| Total              | 797                 |   |         |         |           |           |           |           |           |           |           |           |           |           |            |            |

Note: 3rd Qtr 2017 diagonal data adjusted to account for no payments made in September

**New York State Department of Health**  
**Quarterly Analysis of New York Medical Indemnity Fund**  
**Benefit Payments by Admittance Quarter**  
**As of March 31, 2021**

| Admittance Quarter | Living Participants | Cumulative Benefits by Fund Participation Quarter |            |            |            |            |            |            |            |            |            |            |            |            |            |            |
|--------------------|---------------------|---|------------|------------|------------|------------|------------|------------|------------|------------|------------|------------|------------|------------|------------|------------|
|                    |                     | Q16   | Q17        | Q18        | Q19        | Q20        | Q21        | Q22        | Q23        | Q24        | Q25        | Q26        | Q27        | Q28        | Q29        | Q30        |
| 2011Q4             | 11                  | 851,176   | 902,658    | 931,410    | 981,088    | 1,031,175  | 1,086,949  | 1,146,711  | 1,216,546  | 1,276,304  | 1,333,154  | 1,477,490  | 1,584,403  | 1,682,712  | 1,803,809  | 1,986,774  |
| 2012Q1             | 11                  | 412,521   | 420,571    | 428,858    | 443,225    | 483,835    | 549,084    | 654,165    | 795,538    | 825,961    | 986,473    | 1,594,111  | 1,636,396  | 1,672,457  | 1,786,689  | 1,808,837  |
| 2012Q2             | 15                  | 4,335,502   | 4,723,627  | 5,072,924  | 5,409,877  | 5,785,861  | 6,226,162  | 6,653,103  | 7,001,948  | 7,715,663  | 8,232,347  | 8,667,612  | 9,300,547  | 9,707,483  | 10,124,006 | 10,601,268 |
| 2012Q3             | 25                  | 3,486,654   | 3,808,463  | 4,116,105  | 4,354,505  | 4,668,852  | 5,057,868  | 5,319,839  | 5,827,611  | 6,242,562  | 6,574,100  | 6,883,377  | 7,107,321  | 7,508,564  | 7,894,132  | 8,351,628  |
| 2012Q4             | 38                  | 12,887,481  | 13,794,005 | 14,832,013 | 16,611,368 | 18,137,294 | 18,900,696 | 20,441,331 | 21,217,834 | 22,956,397 | 24,884,209 | 26,226,747 | 28,181,111 | 29,577,884 | 31,509,881 | 33,062,056 |
| 2013Q1             | 5                   | 1,490,376   | 1,622,432  | 1,781,597  | 1,956,855  | 2,087,267  | 2,248,419  | 2,470,309  | 2,574,247  | 2,758,629  | 2,974,764  | 3,255,495  | 3,440,508  | 3,660,182  | 3,828,906  | 4,021,861  |
| 2013Q2             | 30                  | 2,410,008   | 2,695,515  | 2,941,926  | 3,082,271  | 3,466,545  | 3,711,877  | 4,000,673  | 4,208,410  | 4,724,637  | 5,220,770  | 5,858,081  | 6,749,893  | 7,705,538  | 8,284,603  | 9,151,110  |
| 2013Q3             | 26                  | 4,390,731   | 4,520,722  | 4,754,424  | 4,896,255  | 5,013,028  | 5,175,413  | 5,504,101  | 5,644,132  | 5,861,273  | 6,028,027  | 6,195,725  | 6,402,085  | 6,558,675  | 6,734,067  | 6,984,522  |
| 2013Q4             | 8                   | 1,008,190   | 1,100,574  | 1,191,831  | 1,300,310  | 1,354,293  | 1,475,152  | 1,535,957  | 1,621,994  | 1,718,403  | 1,837,411  | 2,016,598  | 2,540,576  | 2,645,391  | 2,820,443  | 3,020,449  |
| 2014Q1             | 17                  | 4,478,436   | 4,939,488  | 5,219,939  | 5,654,094  | 6,412,303  | 6,751,107  | 7,001,666  | 7,495,497  | 7,876,109  | 8,309,548  | 8,588,110  | 8,894,067  | 9,222,733  | 9,565,634  |            |
| 2014Q2             | 24                  | 4,188,258   | 4,412,032  | 4,725,152  | 5,151,615  | 5,574,962  | 5,974,614  | 6,323,960  | 6,780,575  | 7,001,568  | 7,202,045  | 7,606,811  | 8,103,393  | 8,343,266  |            |            |
| 2014Q3             | 20                  | 5,511,529   | 5,900,724  | 6,367,549  | 6,863,780  | 7,323,044  | 7,821,327  | 8,356,294  | 8,973,268  | 9,456,814  | 10,535,608 | 11,468,293 | 12,792,393 |            |            |            |
| 2014Q4             | 19                  | 3,740,687   | 4,203,202  | 4,452,843  | 4,752,430  | 5,210,338  | 5,651,832  | 6,112,531  | 6,468,296  | 6,886,610  | 7,433,276  | 7,880,810  |            |            |            |            |
| 2015Q1             | 26                  | 4,307,898   | 4,604,738  | 4,976,664  | 5,418,691  | 5,968,892  | 6,403,010  | 6,921,900  | 7,278,843  | 7,884,039  | 8,342,281  |            |            |            |            |            |
| 2015Q2             | 31                  | 8,904,060   | 9,601,751  | 10,404,544 | 11,058,861 | 11,743,898 | 12,667,222 | 13,313,041 | 14,615,692 | 15,481,529 |            |            |            |            |            |            |
| 2015Q3             | 16                  | 2,906,211   | 3,227,582  | 3,485,562  | 3,758,125  | 3,996,203  | 4,231,837  | 4,665,910  | 5,034,008  |            |            |            |            |            |            |            |
| 2015Q4             | 19                  | 3,711,766   | 4,121,546  | 4,651,954  | 5,421,500  | 6,013,569  | 6,433,581  | 6,942,784  |            |            |            |            |            |            |            |            |
| 2016Q1             | 18                  | 3,063,075   | 3,449,260  | 3,718,134  | 3,897,383  | 4,331,288  | 4,564,708  |            |            |            |            |            |            |            |            |            |
| 2016Q2             | 35                  | 7,953,009   | 8,426,013  | 9,397,066  | 10,442,889 | 11,090,759 |            |            |            |            |            |            |            |            |            |            |
| 2016Q3             | 22                  | 2,708,721   | 2,946,101  | 3,786,040  | 3,975,255  |            |            |            |            |            |            |            |            |            |            |            |
| 2016Q4             | 14                  | 3,706,680   | 4,253,619  | 4,920,330  |            |            |            |            |            |            |            |            |            |            |            |            |
| 2017Q1             | 19                  | 4,404,865   | 4,798,445  |            |            |            |            |            |            |            |            |            |            |            |            |            |
| 2017Q2             | 28                  | 5,396,631   |            |            |            |            |            |            |            |            |            |            |            |            |            |            |
| 2017Q3             | 17                  |   |            |            |            |            |            |            |            |            |            |            |            |            |            |            |
| 2017Q4             | 11                  |   |            |            |            |            |            |            |            |            |            |            |            |            |            |            |
| 2018Q1             | 15                  |   |            |            |            |            |            |            |            |            |            |            |            |            |            |            |
| 2018Q2             | 15                  |   |            |            |            |            |            |            |            |            |            |            |            |            |            |            |
| 2018Q3             | 17                  |   |            |            |            |            |            |            |            |            |            |            |            |            |            |            |
| 2018Q4             | 20                  |   |            |            |            |            |            |            |            |            |            |            |            |            |            |            |
| 2019Q1             | 19                  |   |            |            |            |            |            |            |            |            |            |            |            |            |            |            |
| 2019Q2             | 25                  |   |            |            |            |            |            |            |            |            |            |            |            |            |            |            |
| 2019Q3             | 10                  |   |            |            |            |            |            |            |            |            |            |            |            |            |            |            |
| 2019Q4             | 41                  |   |            |            |            |            |            |            |            |            |            |            |            |            |            |            |
| 2020Q1             | 30                  |   |            |            |            |            |            |            |            |            |            |            |            |            |            |            |
| 2020Q2             | 23                  |   |            |            |            |            |            |            |            |            |            |            |            |            |            |            |
| 2020Q3             | 13                  |   |            |            |            |            |            |            |            |            |            |            |            |            |            |            |
| 2020Q4             | 33                  |   |            |            |            |            |            |            |            |            |            |            |            |            |            |            |
| 2021Q1             | 31                  |   |            |            |            |            |            |            |            |            |            |            |            |            |            |            |
| Total              | 797                 |   |            |            |            |            |            |            |            |            |            |            |            |            |            |            |

Note: 3rd Qtr 2017 diagonal data adjusted to account for no payments made in September

**New York State Department of Health**  
**Quarterly Analysis of New York Medical Indemnity Fund**  
**Benefit Payments by Admittance Quarter**  
**As of March 31, 2021**

| Admittance<br>Quarter | Living<br>Participants | Cumulative Benefits by Fund Participation Quarter |            |            |            |            |            |           | Total     |             |
|-----------------------|------------------------|---|------------|------------|------------|------------|------------|-----------|-----------|-------------|
|                       |                        | Q31   | Q32        | Q33        | Q34        | Q35        | Q36        | Q37       |           | Q38         |
| 2011Q4                | 11                     | 2,131,825   | 2,305,128  | 2,433,734  | 2,550,304  | 2,653,106  | 2,759,770  | 2,926,053 | 3,034,967 | 3,034,967   |
| 2012Q1                | 11                     | 1,843,616   | 1,880,932  | 1,926,741  | 1,969,564  | 2,017,656  | 2,089,618  | 2,131,537 |           | 2,131,537   |
| 2012Q2                | 15                     | 11,242,882  | 11,792,163 | 12,280,419 | 13,033,822 | 14,143,094 | 15,690,291 |           |           | 15,690,291  |
| 2012Q3                | 25                     | 8,676,460   | 8,934,013  | 9,124,046  | 9,535,485  | 9,863,995  |            |           |           | 9,863,995   |
| 2012Q4                | 38                     | 34,801,444  | 36,363,066 | 38,739,476 | 41,039,025 |            |            |           |           | 41,039,025  |
| 2013Q1                | 5                      | 4,214,255   | 4,420,897  | 4,665,924  |            |            |            |           |           | 4,665,924   |
| 2013Q2                | 30                     | 10,048,479  | 11,292,937 |            |            |            |            |           |           | 11,292,937  |
| 2013Q3                | 26                     | 7,160,171   |            |            |            |            |            |           |           | 7,160,171   |
| 2013Q4                | 8                      |   |            |            |            |            |            |           |           | 3,020,449   |
| 2014Q1                | 17                     |   |            |            |            |            |            |           |           | 9,565,634   |
| 2014Q2                | 24                     |   |            |            |            |            |            |           |           | 8,343,266   |
| 2014Q3                | 20                     |   |            |            |            |            |            |           |           | 12,792,393  |
| 2014Q4                | 19                     |   |            |            |            |            |            |           |           | 7,880,810   |
| 2015Q1                | 26                     |   |            |            |            |            |            |           |           | 8,342,281   |
| 2015Q2                | 31                     |   |            |            |            |            |            |           |           | 15,481,529  |
| 2015Q3                | 16                     |   |            |            |            |            |            |           |           | 5,034,008   |
| 2015Q4                | 19                     |   |            |            |            |            |            |           |           | 6,942,784   |
| 2016Q1                | 18                     |   |            |            |            |            |            |           |           | 4,564,708   |
| 2016Q2                | 35                     |   |            |            |            |            |            |           |           | 11,090,759  |
| 2016Q3                | 22                     |   |            |            |            |            |            |           |           | 3,975,255   |
| 2016Q4                | 14                     |   |            |            |            |            |            |           |           | 4,920,330   |
| 2017Q1                | 19                     |   |            |            |            |            |            |           |           | 4,798,445   |
| 2017Q2                | 28                     |   |            |            |            |            |            |           |           | 5,396,631   |
| 2017Q3                | 17                     |   |            |            |            |            |            |           |           | 3,930,445   |
| 2017Q4                | 11                     |   |            |            |            |            |            |           |           | 3,516,185   |
| 2018Q1                | 15                     |   |            |            |            |            |            |           |           | 3,198,211   |
| 2018Q2                | 15                     |   |            |            |            |            |            |           |           | 2,256,308   |
| 2018Q3                | 17                     |   |            |            |            |            |            |           |           | 1,602,557   |
| 2018Q4                | 20                     |   |            |            |            |            |            |           |           | 3,850,567   |
| 2019Q1                | 19                     |   |            |            |            |            |            |           |           | 3,073,901   |
| 2019Q2                | 25                     |   |            |            |            |            |            |           |           | 2,654,369   |
| 2019Q3                | 10                     |   |            |            |            |            |            |           |           | 563,341     |
| 2019Q4                | 41                     |   |            |            |            |            |            |           |           | 5,171,005   |
| 2020Q1                | 30                     |   |            |            |            |            |            |           |           | 1,372,158   |
| 2020Q2                | 23                     |   |            |            |            |            |            |           |           | 1,140,542   |
| 2020Q3                | 13                     |   |            |            |            |            |            |           |           | 132,603     |
| 2020Q4                | 33                     |   |            |            |            |            |            |           |           | 211,292     |
| 2021Q1                | 31                     |   |            |            |            |            |            |           |           | -           |
| Total                 | 797                    |   |            |            |            |            |            |           |           | 239,701,610 |

**New York State Department of Health**  
**Quarterly Analysis of New York Medical Indemnity Fund**  
**Projected Incremental Nominal Payments per Participant by Admittance Quarter**  
**As of March 31, 2021**

| Admittance Quarter | Participants | Incremental Benefits Paid by Fund Participation Quarter |         |         |           |           |           |           |           |           |           |           |         |         |         |           |           |         |           |           |           |         |           |           |           |           |           |           |  |
|--------------------|--------------|---|---------|---------|-----------|-----------|-----------|-----------|-----------|-----------|-----------|-----------|---------|---------|---------|-----------|-----------|---------|-----------|-----------|-----------|---------|-----------|-----------|-----------|-----------|-----------|-----------|--|
|                    |              | Q1  | Q2      | Q3      | Q4        | Q5        | Q6        | Q7        | Q8        | Q9        | Q10       | Q11       | Q12     | Q13     | Q14     | Q15       | Q16       | Q17     | Q18       | Q19       | Q20       | Q21     | Q22       | Q23       | Q24       | Q25       | Q26       | Q27       |  |
|                    |              | 1   | 2       | 3       | 4         | 5         | 6         | 7         | 8         | 9         | 10        | 11        | 12      | 13      | 14      | 15        | 16        | 17      | 18        | 19        | 20        | 21      | 22        | 23        | 24        | 25        | 26        | 27        |  |
| 2011Q2             | 0            |   |         |         |           |           |           |           |           |           |           |           |         |         |         |           |           |         |           |           |           |         |           |           |           |           |           |           |  |
| 2011Q3             | 0            |   |         |         |           |           |           |           |           |           |           |           |         |         |         |           |           |         |           |           |           |         |           |           |           |           |           |           |  |
| 2011Q4             | 11           | -   | 3,146   | 94,260  | 144,173   | 27,926    | 42,167    | 22,720    | 101,483   | 69,656    | 29,373    | 28,827    | 54,812  | 47,626  | 27,564  | 48,782    | 108,661   | 51,481  | 28,752    | 49,678    | 50,087    | 55,775  | 59,762    | 69,834    | 59,758    | 56,849    | 144,337   | 106,913   |  |
| 2012Q1             | 11           | -   | 11,909  | 28,215  | 15,444    | 3,802     | 9,275     | 24,942    | 29,365    | 45,050    | 65,147    | 33,607    | 38,857  | 22,710  | 17,639  | 19,004    | 47,555    | 8,050   | 8,287     | 14,368    | 40,610    | 65,249  | 105,081   | 141,372   | 30,423    | 160,512   | 607,638   | 42,285    |  |
| 2012Q2             | 15           | 717   | 213,939 | 222,675 | 216,063   | 220,760   | 219,402   | 284,456   | 287,128   | 360,835   | 337,540   | 310,577   | 284,497 | 328,790 | 369,738 | 355,414   | 322,973   | 388,125 | 349,296   | 336,954   | 375,984   | 440,301 | 426,941   | 348,845   | 713,715   | 516,684   | 435,265   | 632,934   |  |
| 2012Q3             | 25           | 17,222  | 58,895  | 119,468 | 117,755   | 160,748   | 148,012   | 211,218   | 300,445   | 433,929   | 286,997   | 349,458   | 267,625 | 302,467 | 229,506 | 226,706   | 256,203   | 321,808 | 307,643   | 238,399   | 314,347   | 389,016 | 261,971   | 507,772   | 414,951   | 331,539   | 309,276   | 223,944   |  |
| 2012Q4             | 38           | 371   | 75,588  | 146,333 | 431,812   | 623,934   | 520,889   | 1,045,294 | 1,180,508 | 1,165,671 | 1,148,800 | 1,218,933 | 894,490 | 978,263 | 927,857 | 1,354,514 | 1,174,223 | 906,524 | 1,038,009 | 1,779,355 | 1,525,926 | 763,402 | 1,540,636 | 776,503   | 1,738,563 | 1,927,812 | 1,342,537 | 1,954,365 |  |
| 2013Q1             | 5            | -   | 780     | 10,857  | 36,713    | 37,090    | 86,384    | 177,708   | 162,554   | 132,023   | 136,890   | 119,318   | 117,497 | 87,645  | 124,918 | 149,075   | 110,923   | 132,056 | 159,165   | 175,258   | 130,412   | 161,152 | 221,890   | 103,938   | 184,382   | 216,155   | 280,731   | 185,013   |  |
| 2013Q2             | 30           | -   | 41,406  | 67,708  | 78,441    | 109,369   | 161,013   | 217,746   | 181,675   | 116,207   | 135,157   | 157,202   | 255,410 | 167,023 | 273,743 | 215,624   | 191,285   | 285,507 | 246,411   | 140,344   | 384,275   | 245,332 | 208,796   | 207,737   | 516,227   | 496,133   | 637,311   | 891,812   |  |
| 2013Q3             | 25           | -   | 9,394   | 89,664  | 176,462   | 348,379   | 366,278   | 407,351   | 431,269   | 361,886   | 366,426   | 311,761   | 270,692 | 340,485 | 303,320 | 281,603   | 325,761   | 129,991 | 233,702   | 141,831   | 116,773   | 162,384 | 328,688   | 140,031   | 217,140   | 166,754   | 167,698   | 206,360   |  |
| 2013Q4             | 8            | 60  | 15,787  | 22,442  | 52,010    | 55,080    | 37,953    | 152,406   | 42,227    | 41,285    | 68,386    | 100,264   | 105,891 | 45,872  | 73,694  | 99,640    | 75,194    | 92,384  | 91,257    | 108,478   | 53,984    | 10,859  | 60,805    | 86,037    | 96,409    | 119,008   | 179,187   | 523,978   |  |
| 2014Q1             | 17           | 602   | 39,529  | 100,258 | 166,996   | 143,474   | 269,659   | 282,592   | 372,432   | 227,482   | 404,028   | 331,801   | 364,447 | 363,952 | 550,020 | 436,798   | 424,367   | 460,520 | 280,450   | 434,155   | 758,208   | 338,804 | 250,559   | 493,832   | 380,612   | 433,439   | 278,562   | 305,956   |  |
| 2014Q2             | 24           | 30,945  | 132,707 | 205,442 | 230,289   | 335,796   | 222,383   | 350,374   | 280,346   | 273,353   | 327,022   | 254,665   | 265,346 | 465,824 | 240,840 | 205,985   | 367,940   | 223,774 | 313,120   | 426,463   | 423,346   | 399,652 | 349,347   | 456,615   | 220,993   | 200,477   | 404,766   | 496,582   |  |
| 2014Q3             | 20           | 24,460  | 105,657 | 644,449 | 392,488   | 282,863   | 305,247   | 296,763   | 644,677   | 377,991   | 351,669   | 427,155   | 460,362 | 370,354 | 783,163 | 174,676   | 466,826   | 496,231 | 459,264   | 498,283   | 534,967   | 616,974 | 483,546   | 1,078,794 | 932,685   | 1,324,100 |           |           |  |
| 2014Q4             | 19           | 1,609   | 73,351  | 103,984 | 172,768   | 198,623   | 159,203   | 193,955   | 254,713   | 264,161   | 336,275   | 355,696   | 334,321 | 362,678 | 337,740 | 244,266   | 347,343   | 462,515 | 249,641   | 299,587   | 457,909   | 441,494 | 460,699   | 355,764   | 418,314   | 546,666   | 447,534   | 408,370   |  |
| 2015Q1             | 26           | 3,902   | 118,971 | 137,048 | 184,125   | 195,370   | 230,680   | 288,099   | 212,728   | 354,753   | 339,026   | 219,468   | 632,582 | 364,574 | 248,757 | 370,420   | 407,394   | 296,841 | 371,925   | 442,027   | 550,201   | 434,119 | 518,889   | 356,943   | 605,197   | 458,241   | 423,556   | 423,043   |  |
| 2015Q2             | 31           | 137,049   | 402,726 | 435,224 | 352,996   | 410,257   | 523,451   | 381,714   | 661,892   | 618,164   | 459,971   | 456,134   | 825,441 | 549,361 | 790,790 | 1,084,462 | 814,368   | 697,691 | 802,793   | 654,317   | 685,037   | 923,324 | 645,819   | 1,302,651 | 865,836   | 891,593   | 890,514   | 889,436   |  |
| 2015Q3             | 16           | -   | 30,164  | 103,507 | 80,558    | 69,794    | 91,758    | 68,778    | 223,018   | 175,695   | 297,615   | 259,387   | 244,576 | 381,432 | 192,952 | 241,371   | 445,066   | 321,371 | 257,980   | 272,563   | 238,079   | 235,634 | 434,073   | 368,098   | 210,597   | 206,587   | 206,337   | 206,087   |  |
| 2015Q4             | 19           | 3,829   | 102,088 | 91,181  | 172,019   | 321,337   | 211,106   | 252,349   | 180,709   | 145,837   | 282,289   | 316,999   | 306,819 | 478,795 | 340,754 | 198,342   | 307,314   | 409,781 | 530,408   | 769,545   | 592,069   | 420,013 | 509,203   | 351,822   | 351,396   | 344,705   | 344,288   | 343,871   |  |
| 2016Q1             | 18           | 210   | 16,754  | 185,361 | 164,559   | 176,678   | 222,131   | 265,022   | 151,593   | 251,157   | 135,105   | 240,923   | 311,580 | 167,178 | 225,351 | 266,054   | 283,418   | 386,185 | 268,874   | 179,249   | 433,906   | 233,420 | 325,460   | 325,066   | 324,673   | 318,400   | 318,105   | 317,720   |  |
| 2016Q2             | 35           | 10,141  | 71,367  | 160,956 | 264,242   | 202,010   | 416,172   | 264,795   | 536,249   | 818,321   | 617,599   | 800,518   | 810,776 | 545,852 | 812,641 | 1,185,904 | 473,004   | 371,052 | 1,045,824 | 647,869   | 591,103   | 590,388 | 589,673   | 588,960   | 577,744   | 517,045   | 576,347   |           |  |
| 2016Q3             | 22           | -   | 94,668  | 205,067 | 179,295   | 214,771   | 169,635   | 197,464   | 155,428   | 206,635   | 166,004   | 107,035   | 219,367 | 206,483 | 203,549 | 200,151   | 183,271   | 237,380 | 839,939   | 189,215   | 416,671   | 394,061 | 393,584   | 393,108   | 392,632   | 385,155   | 384,689   | 384,224   |  |
| 2016Q4             | 14           | -   | 157,250 | 157,366 | 254,248   | 179,571   | 327,343   | 158,566   | 384,037   | 181,017   | 359,813   | 230,110   | 206,758 | 241,719 | 289,402 | 273,055   | 306,447   | 546,939 | 666,711   | 321,946   | 321,557   | 304,108 | 303,740   | 303,373   | 303,006   | 297,235   | 296,876   | 296,516   |  |
| 2017Q1             | 19           | -   | 122,431 | 174,172 | 472,382   | 240,410   | 323,718   | 196,024   | 234,344   | 150,282   | 244,833   | 231,521   | 250,321 | 374,717 | 492,203 | 365,034   | 532,474   | 393,579 | 397,106   | 396,625   | 396,145   | 374,649 | 374,196   | 373,743   | 373,291   | 366,182   | 365,739   | 365,297   |  |
| 2017Q2             | 28           | 9,506   | 167,627 | 184,879 | 378,303   | 319,302   | 436,388   | 284,986   | 359,278   | 349,027   | 369,305   | 390,795   | 357,099 | 360,054 | 305,318 | 759,443   | 365,321   | 558,902 | 588,225   | 557,550   | 556,875   | 526,657 | 526,020   | 525,384   | 524,748   | 514,755   | 514,132   | 513,510   |  |
| 2017Q3             | 17           | 750   | 30,939  | 88,216  | 177,929   | 181,238   | 243,892   | 258,850   | 604,157   | 311,889   | 470,160   | 479,241   | 221,805 | 206,809 | 369,983 | 284,586   | 333,076   | 345,576 | 345,158   | 344,741   | 344,324   | 325,639 | 325,245   | 324,852   | 324,459   | 318,280   | 317,895   | 317,510   |  |
| 2017Q4             | 11           | 910   | 13,384  | 271,321 | 234,524   | 40,209    | 792,209   | 251,977   | 71,311    | 174,740   | 204,636   | 494,067   | 185,533 | 553,337 | 227,025 | 273,538   | 273,207   | 283,460 | 283,117   | 282,775   | 282,453   | 267,107 | 266,784   | 265,461   | 266,138   | 261,070   | 260,754   | 260,439   |  |
| 2018Q1             | 15           | -   | 1,706   | 89,268  | 177,560   | 182,290   | 109,347   | 405,850   | 419,980   | 301,351   | 145,941   | 228,459   | 506,405 | 630,152 | 278,403 | 278,066   | 277,730   | 288,153 | 287,805   | 287,456   | 287,108   | 271,529 | 271,200   | 270,872   | 270,545   | 265,392   | 265,071   | 264,751   |  |
| 2018Q2             | 15           | -   | 26,518  | 86,218  | 117,923   | 184,907   | 365,639   | 259,310   | 366,091   | 168,617   | 172,302   | 270,489   | 238,292 | 310,018 | 309,643 | 309,269   | 309,895   | 320,488 | 320,100   | 319,713   | 319,326   | 301,998 | 301,632   | 301,268   | 300,903   | 295,173   | 294,816   | 294,459   |  |
| 2018Q3             | 17           | -   | 55,875  | 41,230  | 230,697   | 127,167   | 310,909   | 159,618   | 152,516   | 140,118   | 210,587   | 164,840   | 354,627 | 340,357 | 339,945 | 339,534   | 339,123   | 351,850 | 350,999   | 350,575   | 331,551   | 331,150 | 330,749   | 330,349   | 324,058   | 323,666   | 323,275   |           |  |
| 2018Q4             | 20           | -   | 7,151   | 254,792 | 375,503   | 434,592   | 854,774   | 304,617   | 531,987   | 474,235   | 612,915   | 451,844   | 451,297 | 433,136 | 432,612 | 432,089   | 431,566   | 447,763 | 447,321   | 446,680   | 446,140   | 421,931 | 421,420   | 420,910   | 420,401   | 412,395   | 411,896   | 411,398   |  |
| 2019Q1             | 19           | 43  | 12,364  | 146,822 | 363,869   | 599,678   | 394,806   | 489,103   | 574,887   | 492,328   | 416,056   | 415,553   | 415,050 | 398,348 | 397,866 | 397,385   | 396,904   | 411,800 | 411,302   | 410,804   | 410,307   | 388,042 | 387,573   | 387,104   | 386,635   | 379,272   | 378,814   | 378,355   |  |
| 2019Q2             | 25           | -   | 30,693  | 215,848 | 204,388   | 727,671   | 360,701   | 743,605   | 371,464   | 542,867   | 542,210   | 541,554   | 540,899 | 519,133 | 518,504 | 517,877   | 517,251   | 536,663 | 536,014   | 535,365   | 534,718   | 505,702 | 505,090   | 504,479   | 503,869   | 494,273   | 493,675   | 493,078   |  |
| 2019Q3             | 10           | -   | 39,033  | 94,459  | 57,469    | 66,998    | 182,868   | 122,514   | 211,981   | 217,399   | 217,136   | 216,873   | 216,611 | 207,894 | 207,643 | 207,392   | 207,141   | 214,915 | 214,655   | 214,395   | 214,136   | 202,516 | 202,271   | 202,026   | 201,782   | 197,939   | 197,699   | 197,460   |  |
| 2019Q4             | 41           | 7,002   | 342,828 | 504,930 | 1,082,530 | 2,038,081 | 1,195,633 | 878,164   | 877,101   | 899,520   | 898,431   | 897,344   | 896,259 | 860,193 | 859,152 | 858,112   | 857,074   | 889,241 | 888,165   | 887,090   | 886,017   | 837,938 | 836,924   | 835,912   | 834,900   | 819,001   | 818,010   | 817,020   |  |
| 2020Q1             | 30           | 4,181   | 47,285  | 149,758 | 451,034   | 719,898   | 638,180   | 637,408   | 636,637   | 651,909   | 652,119   | 651,330   | 650,542 | 624,364 | 623,608 | 622,854   | 622,100   | 645,448 | 644,667   | 643,887   | 643,108   | 608,    |           |           |           |           |           |           |  |



New York State Department of Health  
 Quarterly Analysis of New York Medical Indemnity Fund  
 Projected Incremental Nominal Payments per Participant by Admittance Quarter  
 As of March 31, 2021

Exhibit 5  
 Page 2

| Admittance Quarter | Participants | Incremental Benefits Paid by Fund Participation Quarter |           |           |           |           |           |           |           |           |           |           |           |           |           |           |           |           |           |           |           |           |           |           |           |           |           |         |         |
|--------------------|--------------|---|-----------|-----------|-----------|-----------|-----------|-----------|-----------|-----------|-----------|-----------|-----------|-----------|-----------|-----------|-----------|-----------|-----------|-----------|-----------|-----------|-----------|-----------|-----------|-----------|-----------|---------|---------|
|                    |              | Q28   | Q29       | Q30       | Q31       | Q32       | Q33       | Q34       | Q35       | Q36       | Q37       | Q38       | Q39       | Q40       | Q41       | Q42       | Q43       | Q44       | Q45       | Q46       | Q47       | Q48       | Q49       | Q50       | Q51       | Q52       | Q53       |         |         |
| 2011Q2             | 0            | 28  | 29        | 30        | 31        | 32        | 33        | 34        | 35        | 36        | 37        | 38        | 39        | 40        | 41        | 42        | 43        | 44        | 45        | 46        | 47        | 48        | 49        | 50        | 51        | 52        | 53        |         |         |
| 2011Q3             | 0            |   |           |           |           |           |           |           |           |           |           |           |           |           |           |           |           |           |           |           |           |           |           |           |           |           |           |         |         |
| 2011Q4             | 11           | 98,308  | 121,098   | 182,965   | 145,051   | 173,303   | 128,606   | 116,570   | 102,802   | 106,664   | 166,283   | 108,914   | 112,780   | 112,643   | 118,038   | 117,895   | 117,752   | 117,610   | 114,173   | 114,035   | 113,897   | 113,759   | 117,929   | 117,787   | 117,644   | 117,502   | 118,610   |         |         |
| 2012Q1             | 11           | 36,061  | 114,231   | 22,149    | 34,779    | 37,316    | 45,809    | 42,822    | 48,093    | 71,961    | 41,919    | 74,233    | 74,143    | 74,054    | 77,600    | 77,506    | 77,412    | 77,319    | 75,059    | 74,969    | 74,878    | 74,787    | 77,529    | 77,435    | 77,341    | 77,248    | 77,976    |         |         |
| 2012Q2             | 15           | 406,936   | 416,523   | 477,262   | 641,614   | 549,281   | 488,256   | 753,403   | 1,109,272 | 1,547,197 | 571,819   | 571,127   | 570,436   | 569,746   | 597,030   | 596,308   | 595,587   | 594,866   | 577,483   | 576,785   | 576,087   | 575,390   | 596,482   | 595,760   | 595,039   | 594,319   | 599,923   |         |         |
| 2012Q3             | 25           | 401,243   | 385,568   | 457,496   | 324,832   | 257,553   | 190,033   | 411,439   | 328,509   | 480,406   | 464,806   | 464,244   | 463,682   | 463,121   | 485,299   | 484,712   | 484,126   | 483,540   | 469,410   | 468,842   | 468,275   | 467,709   | 484,853   | 484,267   | 483,681   | 483,096   | 487,650   |         |         |
| 2012Q4             | 38           | 1,396,773   | 1,931,997 | 1,552,175 | 1,739,388 | 1,561,621 | 2,376,410 | 2,299,549 | 1,710,442 | 1,708,373 | 1,652,897 | 1,650,898 | 1,648,900 | 1,646,905 | 1,725,774 | 1,723,686 | 1,721,601 | 1,719,518 | 1,669,272 | 1,667,252 | 1,665,235 | 1,663,220 | 1,724,188 | 1,722,102 | 1,720,019 | 1,717,938 | 1,734,135 |         |         |
| 2013Q1             | 5            | 219,674   | 168,724   | 192,955   | 192,394   | 206,641   | 245,028   | 208,071   | 207,819   | 207,567   | 200,827   | 200,584   | 200,342   | 200,099   | 209,682   | 209,428   | 209,175   | 208,922   | 202,817   | 202,571   | 202,326   | 202,081   | 209,489   | 209,236   | 208,982   | 208,730   | 210,698   |         |         |
| 2013Q2             | 30           | 955,645   | 579,065   | 866,508   | 807,368   | 1,244,458 | 351,454   | 351,029   | 350,604   | 350,180   | 338,809   | 338,399   | 337,990   | 337,581   | 353,747   | 353,319   | 352,892   | 352,465   | 342,165   | 341,751   | 341,338   | 340,925   | 353,422   | 352,995   | 352,567   | 352,141   | 355,461   |         |         |
| 2013Q3             | 26           | 156,590   | 175,392   | 250,455   | 175,649   | 393,524   | 410,020   | 409,524   | 409,028   | 408,534   | 395,267   | 394,789   | 394,312   | 393,834   | 412,695   | 412,196   | 411,697   | 411,199   | 399,183   | 398,218   | 397,253   | 396,288   | 412,316   | 411,817   | 411,319   | 410,821   | 414,694   |         |         |
| 2013Q4             | 8            | 104,815   | 175,052   | 200,006   | 124,542   | 124,392   | 129,606   | 129,449   | 129,293   | 129,136   | 124,943   | 124,792   | 124,641   | 124,490   | 130,452   | 130,294   | 130,136   | 129,979   | 126,181   | 126,028   | 125,875   | 125,723   | 130,332   | 130,174   | 130,017   | 129,859   | 131,084   |         |         |
| 2014Q1             | 17           | 328,667   | 342,901   | 468,254   | 467,688   | 467,122   | 486,703   | 486,114   | 485,526   | 484,938   | 469,191   | 468,623   | 468,056   | 467,490   | 489,878   | 489,285   | 488,693   | 488,102   | 473,839   | 473,266   | 472,693   | 472,121   | 489,428   | 488,836   | 488,244   | 487,653   | 492,251   |         |         |
| 2014Q2             | 24           | 239,873   | 478,171   | 477,593   | 477,015   | 476,438   | 496,409   | 495,808   | 495,208   | 494,609   | 478,548   | 477,969   | 477,391   | 476,813   | 499,647   | 499,043   | 498,439   | 497,836   | 483,289   | 482,704   | 482,120   | 481,537   | 499,188   | 498,584   | 497,981   | 497,378   | 502,068   |         |         |
| 2014Q3             | 20           | 634,542   | 624,344   | 623,589   | 622,835   | 622,081   | 648,157   | 647,373   | 646,590   | 645,807   | 624,886   | 623,235   | 621,579   | 620,923   | 652,861   | 652,266   | 651,671   | 651,076   | 650,481   | 650,201   | 631,026   | 630,263   | 629,500   | 628,739   | 651,786   | 650,998   | 650,210   | 649,423 | 655,546 |
| 2014Q4             | 19           | 407,876   | 401,321   | 400,835   | 400,350   | 399,866   | 416,627   | 416,123   | 415,620   | 415,117   | 401,637   | 401,151   | 400,666   | 400,181   | 419,345   | 418,838   | 418,331   | 417,825   | 405,616   | 405,125   | 404,635   | 404,145   | 418,960   | 418,453   | 417,947   | 417,441   | 421,377   |         |         |
| 2015Q1             | 26           | 422,531   | 415,741   | 415,238   | 414,736   | 414,234   | 431,598   | 431,075   | 430,554   | 430,033   | 416,069   | 415,565   | 415,062   | 414,560   | 434,413   | 433,888   | 433,363   | 432,838   | 420,190   | 419,682   | 419,174   | 418,667   | 434,014   | 433,489   | 432,964   | 432,441   | 436,518   |         |         |
| 2015Q2             | 31           | 888,360   | 874,083   | 873,026   | 871,969   | 870,914   | 907,421   | 906,323   | 905,227   | 904,132   | 874,772   | 873,714   | 872,657   | 871,601   | 913,341   | 912,236   | 911,132   | 910,030   | 883,438   | 882,369   | 881,302   | 880,235   | 912,502   | 911,398   | 910,295   | 909,194   | 917,766   |         |         |
| 2015Q3             | 16           | 205,838   | 202,530   | 202,285   | 202,040   | 201,796   | 210,254   | 210,000   | 209,746   | 209,492   | 202,689   | 202,444   | 202,199   | 201,955   | 211,626   | 211,370   | 211,114   | 210,859   | 204,697   | 204,450   | 204,202   | 203,955   | 211,432   | 211,176   | 210,920   | 210,665   | 212,651   |         |         |
| 2015Q4             | 19           | 343,455   | 337,935   | 337,526   | 337,118   | 336,710   | 350,824   | 350,400   | 349,976   | 349,552   | 338,202   | 337,792   | 337,384   | 336,975   | 353,113   | 352,686   | 352,259   | 351,833   | 341,552   | 341,139   | 340,726   | 340,314   | 352,788   | 352,362   | 351,935   | 351,509   | 354,824   |         |         |
| 2016Q1             | 18           | 317,335   | 312,235   | 311,858   | 311,480   | 311,103   | 324,144   | 323,752   | 323,360   | 322,969   | 312,482   | 312,103   | 311,726   | 311,349   | 326,259   | 325,864   | 325,470   | 325,076   | 315,577   | 315,195   | 314,814   | 314,433   | 325,959   | 325,565   | 325,171   | 324,777   | 327,840   |         |         |
| 2016Q2             | 35           | 575,649   | 566,398   | 565,713   | 565,028   | 564,345   | 588,001   | 587,289   | 586,579   | 585,869   | 566,845   | 566,159   | 565,474   | 564,789   | 591,837   | 591,221   | 590,606   | 589,691   | 572,460   | 571,767   | 571,075   | 570,384   | 591,293   | 590,578   | 589,863   | 589,149   | 594,704   |         |         |
| 2016Q3             | 22           | 383,759   | 377,591   | 377,135   | 376,678   | 376,223   | 391,993   | 391,519   | 391,045   | 390,572   | 377,889   | 377,432   | 376,975   | 376,519   | 394,550   | 394,073   | 393,596   | 393,120   | 381,633   | 381,171   | 380,710   | 380,249   | 394,188   | 393,711   | 393,234   | 392,759   | 396,462   |         |         |
| 2016Q4             | 14           | 296,158   | 291,398   | 291,046   | 290,693   | 290,342   | 302,512   | 302,146   | 301,781   | 301,415   | 291,628   | 291,275   | 290,923   | 290,571   | 304,486   | 304,117   | 303,749   | 303,382   | 294,517   | 294,160   | 293,804   | 293,449   | 304,206   | 303,838   | 303,470   | 303,103   | 305,961   |         |         |
| 2017Q1             | 19           | 364,855   | 358,991   | 358,557   | 358,123   | 357,689   | 372,683   | 372,232   | 371,782   | 371,332   | 359,274   | 358,839   | 358,405   | 357,971   | 375,114   | 374,661   | 374,207   | 373,754   | 362,833   | 362,394   | 361,955   | 361,518   | 374,770   | 374,316   | 373,863   | 373,411   | 376,932   |         |         |
| 2017Q2             | 28           | 512,889   | 504,646   | 504,035   | 503,426   | 502,816   | 523,893   | 523,260   | 522,627   | 521,994   | 505,044   | 504,433   | 503,822   | 503,213   | 527,311   | 526,673   | 526,036   | 525,400   | 510,047   | 509,430   | 508,813   | 508,198   | 526,827   | 526,189   | 525,553   | 524,917   | 529,866   |         |         |
| 2017Q3             | 17           | 317,126   | 312,029   | 311,652   | 311,275   | 310,898   | 323,930   | 323,539   | 323,147   | 322,756   | 312,275   | 311,898   | 311,520   | 311,143   | 326,044   | 325,649   | 325,255   | 324,862   | 315,369   | 314,987   | 314,606   | 314,226   | 325,744   | 325,350   | 324,956   | 324,563   | 327,623   |         |         |
| 2017Q4             | 11           | 260,124   | 255,943   | 255,634   | 255,324   | 255,015   | 265,705   | 265,384   | 265,062   | 264,742   | 256,145   | 255,835   | 255,525   | 255,216   | 267,438   | 267,115   | 266,792   | 266,469   | 258,682   | 258,369   | 258,057   | 257,745   | 267,193   | 266,869   | 266,546   | 266,224   | 268,734   |         |         |
| 2018Q1             | 15           | 264,430   | 260,181   | 259,866   | 259,551   | 259,237   | 270,104   | 269,777   | 269,451   | 269,125   | 260,386   | 260,071   | 259,756   | 259,442   | 271,866   | 271,537   | 271,209   | 270,880   | 262,965   | 262,647   | 262,329   | 262,012   | 271,616   | 271,288   | 270,959   | 270,632   | 273,183   |         |         |
| 2018Q2             | 15           | 294,103   | 289,376   | 289,026   | 288,676   | 288,327   | 300,413   | 300,050   | 299,687   | 299,324   | 289,604   | 289,254   | 288,904   | 288,554   | 302,373   | 302,007   | 301,642   | 301,277   | 292,473   | 292,119   | 291,766   | 291,413   | 302,095   | 301,740   | 301,386   | 301,030   | 303,838   |         |         |
| 2018Q3             | 17           | 322,883   | 317,694   | 317,310   | 316,926   | 316,543   | 329,811   | 329,412   | 329,014   | 328,616   | 317,945   | 317,560   | 317,176   | 316,792   | 331,963   | 331,561   | 331,160   | 330,760   | 321,094   | 320,706   | 320,318   | 319,930   | 331,658   | 331,257   | 330,856   | 330,456   | 333,571   |         |         |
| 2018Q4             | 20           | 410,900   | 404,296   | 403,807   | 403,319   | 402,831   | 419,716   | 419,209   | 418,701   | 418,195   | 404,615   | 404,125   | 403,637   | 403,148   | 422,455   | 421,943   | 421,433   | 420,923   | 408,623   | 408,129   | 407,635   | 407,142   | 422,066   | 421,566   | 421,066   | 420,566   | 424,501   |         |         |
| 2019Q1             | 19           | 377,897   | 371,824   | 371,374   | 370,925   | 370,476   | 386,006   | 385,539   | 385,072   | 384,606   | 372,117   | 371,667   | 371,217   | 370,768   | 388,524   | 388,054   | 387,584   | 387,115   | 375,804   | 375,349   | 374,895   | 374,441   | 388,167   | 387,697   | 387,228   | 386,760   | 390,406   |         |         |
| 2019Q2             | 25           | 492,481   | 484,567   | 483,980   | 483,395   | 482,810   | 503,048   | 502,440   | 501,832   | 501,224   | 484,948   | 484,362   | 483,776   | 483,190   | 506,330   | 505,717   | 505,105   | 504,494   | 489,752   | 489,160   | 488,568   | 487,977   | 505,865   | 505,253   | 504,641   | 504,031   | 508,783   |         |         |
| 2019Q3             | 10           | 197,221   | 194,052   | 193,583   | 193,148   | 192,713   | 201,453   | 201,209   | 200,966   | 200,723   | 194,205   | 193,970   | 193,735   | 193,501   | 202,767   | 202,522   | 202,277   | 202,032   | 196,129   | 195,891   | 195,654   | 195,418   | 202,581   | 202,336   | 202,091   | 201,847   | 203,750   |         |         |
| 2019Q4             | 41           | 816,032   | 802,917   | 801,946   | 800,976   | 800,006   | 833,541   | 832,533   | 831,525   | 830,519   | 803,550   | 802,578   | 801,607   | 800,637   | 838,979   | 837,964   | 836,950   | 835,937   | 811,510   | 810,529   | 809,548   | 808,568   | 838,208   | 837,194   | 836,181   | 835,169   | 843,043   |         |         |
| 2020Q1             | 30           | 592,310   | 582,791   | 582,086   | 581,382   | 580,678   | 605,019   | 604,287   | 603,556   | 602,825   | 583,250   | 582,545   | 581,840   | 581,136   | 608,966   | 608,229   | 607,493   | 606,758   | 589,028   | 588,315   | 587,604   | 586,893   | 608,406   | 607,670   | 606,935   | 606,201   | 611,916   |         |         |
| 2020Q2             | 23           | 450,464   | 443,225   | 442,688   | 442,153   | 441,618   | 460,129   | 459,573   | 459,017   | 458,461   | 443,574   | 443,037   | 442,501   |           |           |           |           |           |           |           |           |           |           |           |           |           |           |         |         |

New York State Department of Health  
 Quarterly Analysis of New York Medical Indemnity Fund  
 Projected Incremental Nominal Payments per Participant by Admittance Quarter  
 As of March 31, 2021

| Admittance Quarter | Participants | Incremental Benefits Paid by Fund Participation Quarter |           |           |           |           |           |           |           |           |           |           |           |           |           |           |           |           |           |           |           |           |           |           |           |           |           |            |             | After Q80   | Total |
|--------------------|--------------|---|-----------|-----------|-----------|-----------|-----------|-----------|-----------|-----------|-----------|-----------|-----------|-----------|-----------|-----------|-----------|-----------|-----------|-----------|-----------|-----------|-----------|-----------|-----------|-----------|-----------|------------|-------------|-------------|-------|
|                    |              | Q54   | Q55       | Q56       | Q57       | Q58       | Q59       | Q60       | Q61       | Q62       | Q63       | Q64       | Q65       | Q66       | Q67       | Q68       | Q69       | Q70       | Q71       | Q72       | Q73       | Q74       | Q75       | Q76       | Q77       | Q78       | Q79       | Q80        |             |             |       |
| 2011Q2             | 0            | 54  | 55        | 56        | 57        | 58        | 59        | 60        | 61        | 62        | 63        | 64        | 65        | 66        | 67        | 68        | 69        | 70        | 71        | 72        | 73        | 74        | 75        | 76        | 77        | 78        | 79        | 80         |             |             |       |
| 2011Q3             | 0            |   |           |           |           |           |           |           |           |           |           |           |           |           |           |           |           |           |           |           |           |           |           |           |           |           |           |            |             |             |       |
| 2011Q4             | 11           | 118,466   | 118,323   | 118,180   | 122,262   | 122,114   | 121,966   | 121,819   | 117,572   | 117,430   | 117,288   | 117,146   | 121,460   | 121,313   | 121,166   | 121,019   | 116,403   | 116,263   | 116,122   | 115,981   | 119,006   | 118,862   | 118,718   | 118,574   | 118,867   | 118,724   | 118,580   | 118,437    | 25,678,968  | 33,668,050  |       |
| 2012Q1             | 11           | 77,882  | 77,788    | 77,693    | 80,377    | 80,280    | 80,183    | 80,086    | 77,294    | 77,200    | 77,107    | 77,014    | 79,850    | 79,753    | 79,657    | 79,560    | 76,526    | 76,433    | 76,341    | 76,248    | 78,236    | 78,142    | 78,047    | 77,953    | 78,146    | 78,051    | 77,957    | 77,862     | 16,881,797  | 22,344,488  |       |
| 2012Q2             | 15           | 599,197   | 598,472   | 597,748   | 618,396   | 617,647   | 616,900   | 616,154   | 594,674   | 593,955   | 593,236   | 592,518   | 614,338   | 613,595   | 612,853   | 612,111   | 588,764   | 588,051   | 587,340   | 586,629   | 601,925   | 601,197   | 600,469   | 599,743   | 601,227   | 600,499   | 599,773   | 599,047    | 129,883,093 | 171,774,027 |       |
| 2012Q3             | 25           | 487,060   | 486,471   | 485,882   | 502,666   | 502,058   | 501,451   | 500,844   | 483,384   | 482,799   | 482,215   | 481,632   | 499,368   | 498,764   | 498,160   | 497,558   | 478,580   | 478,001   | 477,422   | 476,845   | 489,278   | 488,686   | 488,095   | 487,504   | 488,710   | 488,119   | 487,528   | 486,938    | 105,576,158 | 137,217,890 |       |
| 2012Q4             | 38           | 1,732,037   | 1,729,941 | 1,727,848 | 1,787,533 | 1,785,370 | 1,783,210 | 1,781,052 | 1,718,964 | 1,716,884 | 1,714,807 | 1,712,732 | 1,775,804 | 1,773,656 | 1,771,510 | 1,769,366 | 1,701,878 | 1,699,819 | 1,697,763 | 1,695,708 | 1,739,922 | 1,737,817 | 1,735,714 | 1,733,614 | 1,737,903 | 1,735,801 | 1,733,700 | 1,731,603  | 375,439,644 | 495,632,976 |       |
| 2013Q1             | 5            | 210,443   | 210,188   | 209,934   | 217,185   | 216,923   | 216,660   | 216,398   | 208,854   | 208,602   | 208,349   | 208,097   | 215,760   | 215,499   | 215,239   | 214,978   | 206,778   | 206,528   | 206,278   | 206,029   | 211,401   | 211,145   | 210,889   | 210,634   | 211,155   | 210,900   | 210,645   | 210,390    | 45,615,954  | 60,107,205  |       |
| 2013Q2             | 30           | 355,031   | 354,601   | 354,172   | 366,406   | 365,963   | 365,520   | 365,078   | 352,351   | 351,925   | 351,499   | 351,074   | 364,002   | 363,522   | 363,042   | 362,563   | 348,849   | 348,427   | 348,005   | 347,584   | 356,647   | 356,216   | 355,785   | 355,354   | 356,233   | 355,802   | 355,372   | 354,942    | 76,957,195  | 105,177,576 |       |
| 2013Q3             | 45           | 414,193   | 413,691   | 413,191   | 427,464   | 426,946   | 426,430   | 425,914   | 411,066   | 410,569   | 410,072   | 409,576   | 424,659   | 424,145   | 423,632   | 423,119   | 406,981   | 406,488   | 405,996   | 405,505   | 416,078   | 415,575   | 415,072   | 414,570   | 415,595   | 415,093   | 414,590   | 414,089    | 89,781,174  | 117,083,065 |       |
| 2013Q4             | 8            | 130,925   | 130,767   | 130,608   | 135,120   | 134,956   | 134,793   | 134,630   | 129,937   | 129,780   | 129,623   | 129,466   | 134,233   | 134,071   | 133,909   | 133,747   | 128,645   | 128,490   | 128,334   | 128,179   | 131,521   | 131,362   | 131,203   | 131,044   | 131,368   | 131,209   | 131,051   | 130,892    | 28,379,548  | 37,891,274  |       |
| 2014Q1             | 17           | 491,656   | 491,061   | 490,467   | 507,409   | 506,795   | 506,181   | 505,569   | 487,945   | 487,354   | 486,765   | 486,176   | 504,079   | 503,469   | 502,860   | 502,252   | 483,095   | 482,510   | 481,926   | 481,343   | 493,894   | 493,296   | 492,699   | 492,103   | 493,321   | 492,724   | 492,128   | 491,532    | 106,572,210 | 140,982,448 |       |
| 2014Q2             | 24           | 501,461   | 500,854   | 500,248   | 515,728   | 515,602   | 515,476   | 515,351   | 497,676   | 497,073   | 496,472   | 495,871   | 514,132   | 513,510   | 512,889   | 512,268   | 492,729   | 492,133   | 491,537   | 490,943   | 503,744   | 503,134   | 502,525   | 501,917   | 503,159   | 502,550   | 501,942   | 501,335    | 108,697,554 | 142,859,064 |       |
| 2014Q3             | 20           | 654,753   | 653,961   | 653,170   | 675,732   | 674,914   | 674,098   | 673,282   | 649,811   | 649,025   | 648,240   | 647,455   | 671,298   | 670,486   | 669,675   | 668,865   | 643,353   | 642,574   | 641,797   | 641,020   | 657,734   | 656,938   | 656,143   | 655,349   | 656,971   | 656,176   | 655,382   | 654,589    | 141,925,557 | 189,063,175 |       |
| 2014Q4             | 19           | 420,867   | 420,358   | 419,849   | 434,352   | 433,826   | 433,302   | 432,777   | 417,690   | 417,185   | 416,680   | 416,176   | 431,502   | 430,980   | 430,459   | 429,938   | 413,539   | 413,039   | 412,539   | 412,040   | 422,783   | 422,272   | 421,761   | 421,250   | 422,293   | 421,782   | 421,271   | 420,762    | 91,227,957  | 121,593,815 |       |
| 2015Q1             | 26           | 435,990   | 435,462   | 434,935   | 449,959   | 449,415   | 448,871   | 448,328   | 432,175   | 431,652   | 431,130   | 447,007   | 446,466   | 445,926   | 445,386   | 428,398   | 427,880   | 427,362   | 426,845   | 437,975   | 437,445   | 436,915   | 436,387   | 437,466   | 436,937   | 436,408   | 435,880   | 94,505,961 | 126,564,778 |             |       |
| 2015Q2             | 31           | 916,556   | 915,546   | 914,439   | 946,026   | 944,881   | 943,738   | 942,596   | 909,737   | 908,636   | 907,537   | 906,439   | 939,819   | 938,682   | 937,546   | 936,412   | 900,895   | 899,605   | 898,316   | 897,029   | 920,829   | 919,715   | 918,602   | 917,490   | 919,760   | 918,648   | 917,536   | 916,426    | 198,696,042 | 264,932,492 |       |
| 2015Q3             | 16           | 212,394   | 212,137   | 211,880   | 219,199   | 218,934   | 218,669   | 218,405   | 210,791   | 210,536   | 210,281   | 210,027   | 217,761   | 217,498   | 217,234   | 216,972   | 208,696   | 208,443   | 208,191   | 207,939   | 213,361   | 213,103   | 212,845   | 212,588   | 213,113   | 212,856   | 212,598   | 212,341    | 46,038,946  | 63,043,741  |       |
| 2015Q4             | 19           | 354,394   | 353,966   | 353,537   | 365,749   | 365,307   | 364,865   | 364,423   | 351,719   | 351,294   | 350,869   | 350,444   | 363,350   | 362,910   | 362,471   | 362,032   | 348,224   | 347,802   | 347,381   | 346,961   | 356,008   | 355,577   | 355,147   | 354,717   | 355,595   | 355,164   | 354,735   | 354,306    | 76,819,208  | 104,087,911 |       |
| 2016Q1             | 18           | 327,443   | 327,047   | 326,651   | 337,934   | 337,526   | 337,117   | 336,709   | 324,971   | 324,578   | 324,186   | 323,793   | 335,717   | 335,311   | 334,905   | 334,500   | 321,741   | 321,352   | 320,963   | 320,575   | 328,934   | 328,536   | 328,138   | 327,741   | 328,552   | 328,154   | 327,757   | 327,361    | 70,977,150  | 94,647,463  |       |
| 2016Q2             | 35           | 593,985   | 593,266   | 592,548   | 613,016   | 612,275   | 611,534   | 610,794   | 588,788   | 588,076   | 587,364   | 608,994   | 608,282   | 607,571   | 606,860   | 593,766   | 593,054   | 592,343   | 591,632   | 598,599   | 598,000   | 597,401   | 596,802   | 596,203   | 597,604   | 597,005   | 596,406   | 595,807    | 128,753,245 | 175,092,859 |       |
| 2016Q3             | 22           | 395,982   | 395,503   | 395,024   | 408,670   | 408,175   | 407,681   | 407,188   | 392,993   | 392,518   | 392,043   | 391,569   | 405,988   | 405,497   | 405,006   | 404,516   | 389,087   | 388,616   | 388,145   | 387,677   | 397,785   | 397,304   | 396,823   | 396,343   | 397,323   | 396,843   | 396,362   | 395,883    | 85,833,841  | 113,724,550 |       |
| 2016Q4             | 14           | 305,591   | 305,221   | 304,852   | 315,382   | 315,000   | 314,619   | 314,239   | 303,284   | 302,517   | 301,750   | 313,313   | 312,934   | 312,555   | 312,177   | 300,720   | 299,906   | 299,544   | 299,181   | 306,982   | 306,611   | 306,240   | 305,869   | 306,266   | 305,895   | 305,524   | 305,153   | 304,782    | 66,240,941  | 89,938,941  |       |
| 2017Q1             | 19           | 376,476   | 376,020   | 375,565   | 388,538   | 388,068   | 387,599   | 387,130   | 373,634   | 373,182   | 372,730   | 372,280   | 385,989   | 385,522   | 385,055   | 384,590   | 369,920   | 369,473   | 369,026   | 368,579   | 378,190   | 377,732   | 377,275   | 376,819   | 377,361   | 376,904   | 376,447   | 375,990    | 81,605,583  | 109,935,115 |       |
| 2017Q2             | 28           | 529,225   | 528,584   | 527,945   | 546,182   | 545,521   | 544,861   | 544,201   | 525,230   | 524,595   | 523,960   | 523,326   | 542,598   | 541,941   | 541,286   | 540,631   | 520,010   | 519,381   | 518,752   | 518,125   | 531,634   | 530,991   | 530,348   | 529,707   | 531,017   | 530,375   | 529,733   | 529,092    | 114,715,791 | 153,749,787 |       |
| 2017Q3             | 17           | 327,227   | 326,831   | 326,436   | 337,711   | 337,303   | 336,895   | 336,487   | 324,757   | 324,364   | 323,972   | 323,580   | 335,496   | 335,090   | 334,684   | 334,279   | 321,529   | 321,140   | 320,752   | 320,364   | 328,717   | 328,319   | 327,922   | 327,525   | 328,335   | 327,938   | 327,541   | 327,145    | 70,930,331  | 95,992,292  |       |
| 2017Q4             | 11           | 268,409   | 268,084   | 267,760   | 277,009   | 276,674   | 276,339   | 276,005   | 265,383   | 264,961   | 264,539   | 264,117   | 275,191   | 274,858   | 274,526   | 274,194   | 263,735   | 263,416   | 263,098   | 262,779   | 269,631   | 269,305   | 268,979   | 268,653   | 269,318   | 268,992   | 268,667   | 268,342    | 58,180,837  | 79,303,755  |       |
| 2018Q1             | 15           | 272,853   | 272,523   | 272,193   | 281,595   | 281,254   | 280,914   | 280,574   | 270,793   | 270,462   | 270,132   | 269,812   | 279,477   | 279,109   | 278,733   | 268,102   | 267,777   | 267,453   | 267,130   | 274,095   | 273,769   | 273,432   | 273,101   | 273,777   | 273,446   | 273,115   | 272,784   | 59,144,076 | 80,518,919  |             |       |
| 2018Q2             | 15           | 303,470   | 303,103   | 302,736   | 313,194   | 312,815   | 312,436   | 312,058   | 301,300   | 300,815   | 300,345   | 300,088   | 311,130   | 310,762   | 310,386   | 310,011   | 298,186   | 297,825   | 297,465   | 297,105   | 304,852   | 304,483   | 304,115   | 303,747   | 304,498   | 304,130   | 303,762   | 303,394    | 65,780,787  | 88,563,292  |       |
| 2018Q3             | 17           | 333,168   | 332,765   | 332,362   | 343,843   | 343,427   | 343,011   | 342,596   | 330,653   | 330,253   | 329,853   | 329,454   | 341,587   | 341,173   | 340,760   | 340,348   | 327,367   | 326,975   | 326,583   | 326,190   | 334,684   | 334,280   | 333,877   | 333,471   | 334,296   | 333,892   | 333,488   | 333,084    | 72,138,068  | 96,710,245  |       |
| 2018Q4             | 20           | 423,988   | 423,475   | 422,962   | 437,573   | 437,043   | 436,514   | 435,986   | 420,787   | 420,278   | 419,770   | 419,262   | 434,702   | 434,176   | 433,650   | 433,126   | 416,605   | 416,101   | 415,598   | 415,095   | 425,918   | 425,403   | 424,888   | 424,374   | 425,424   | 424,909   | 424,395   | 423,881    | 91,904,382  | 125,336,019 |       |
| 2019Q1             | 19           | 389,934   | 389,462   | 388,991   | 402,428   | 401,941   | 401,454   | 400,969   | 386,991   | 386,523   | 386,055   | 385,588   | 399,787   | 399,304   | 398,820   | 398,338   | 383,144   | 382,681   | 382,218   | 381,755   | 391,709   | 391,235   | 390,762   | 390,289   | 391,255   | 390,781   | 390,308   | 389,836    | 84,522,825  | 115,217,964 |       |
| 2019Q2             | 25           | 508,167   | 507,552   | 506,938   | 524,449   | 523,818   | 523,187   | 522,548   | 504,332   |           |           |           |           |           |           |           |           |           |           |           |           |           |           |           |           |           |           |            |             |             |       |

New York State Department of Health  
 Quarterly Analysis of New York Medical Indemnity Fund  
 Projected Incremental Discounted Payments per Participant by Admittance Quarter  
 As of March 31, 2021

| Admittance Quarter | Participants | Incremental Benefits Paid by Fund Participation Quarter |         |         |           |           |           |           |           |           |           |         |         |         |           |           |           |           |           |           |         |           |         |           |           |           |           |           |         |         |
|--------------------|--------------|---|---------|---------|-----------|-----------|-----------|-----------|-----------|-----------|-----------|---------|---------|---------|-----------|-----------|-----------|-----------|-----------|-----------|---------|-----------|---------|-----------|-----------|-----------|-----------|-----------|---------|---------|
|                    |              | Q1  | Q2      | Q3      | Q4        | Q5        | Q6        | Q7        | Q8        | Q9        | Q10       | Q11     | Q12     | Q13     | Q14       | Q15       | Q16       | Q17       | Q18       | Q19       | Q20     | Q21       | Q22     | Q23       | Q24       | Q25       | Q26       | Q27       |         |         |
| 2011Q4             | 11           | -   | 3,146   | 94,260  | 144,173   | 27,926    | 42,167    | 22,720    | 101,483   | 69,656    | 29,373    | 28,827  | 54,812  | 47,626  | 27,564    | 48,782    | 108,661   | 51,481    | 28,752    | 49,678    | 50,087  | 55,775    | 59,762  | 69,834    | 59,758    | 56,849    | 144,337   | 106,913   |         |         |
| 2012Q1             | 11           | -   | 11,909  | 28,215  | 15,464    | 3,802     | 9,275     | 24,942    | 29,965    | 45,050    | 65,147    | 33,607  | 38,857  | 22,710  | 17,639    | 19,004    | 47,555    | 8,050     | 8,287     | 14,368    | 40,610  | 65,249    | 105,081 | 141,372   | 30,423    | 160,512   | 607,838   | 42,285    |         |         |
| 2012Q2             | 15           | 717   | 213,939 | 222,675 | 216,063   | 220,760   | 219,402   | 284,856   | 287,128   | 360,835   | 337,540   | 310,577 | 284,497 | 328,790 | 369,738   | 355,414   | 322,973   | 388,125   | 349,296   | 336,954   | 375,984 | 440,301   | 426,941 | 348,845   | 713,715   | 516,684   | 435,265   | 632,934   |         |         |
| 2012Q3             | 25           | 17,222  | 58,895  | 119,468 | 117,755   | 160,748   | 148,012   | 211,218   | 300,445   | 433,929   | 286,997   | 349,458 | 267,625 | 302,467 | 229,506   | 226,706   | 256,203   | 321,808   | 307,643   | 238,399   | 314,347 | 389,016   | 261,971 | 507,772   | 414,951   | 331,539   | 309,276   | 223,944   |         |         |
| 2012Q4             | 38           | 371   | 75,588  | 146,333 | 431,812   | 623,934   | 1,045,294 | 1,180,500 | 1,165,611 | 1,148,800 | 1,218,933 | 894,490 | 978,263 | 927,857 | 1,354,514 | 1,174,223 | 906,524   | 1,038,009 | 1,779,355 | 1,525,926 | 763,402 | 1,540,636 | 776,503 | 1,738,563 | 1,927,812 | 1,342,537 | 1,954,365 |           |         |         |
| 2013Q1             | 5            | -   | 780     | 10,857  | 36,713    | 37,090    | 86,384    | 177,708   | 162,554   | 132,023   | 136,890   | 119,318 | 117,497 | 87,645  | 124,918   | 149,075   | 110,923   | 132,056   | 159,165   | 175,258   | 130,412 | 161,152   | 221,890 | 103,938   | 184,382   | 216,135   | 280,731   | 185,013   |         |         |
| 2013Q2             | 30           | -   | 41,406  | 67,708  | 78,441    | 109,369   | 161,013   | 217,746   | 181,675   | 116,207   | 135,157   | 197,202 | 256,410 | 167,023 | 273,743   | 215,624   | 191,285   | 285,507   | 246,411   | 140,344   | 384,275 | 245,332   | 288,796 | 207,737   | 516,227   | 496,133   | 637,311   | 891,812   |         |         |
| 2013Q3             | 26           | -   | 9,394   | 89,664  | 176,462   | 348,379   | 366,278   | 407,351   | 431,269   | 361,886   | 366,426   | 311,761 | 270,692 | 340,485 | 303,320   | 281,603   | 325,761   | 123,991   | 233,702   | 141,831   | 116,773 | 162,384   | 328,688 | 140,011   | 217,140   | 166,754   | 167,698   | 206,360   |         |         |
| 2013Q4             | 8            | 60  | 15,787  | 22,442  | 52,010    | 55,880    | 37,953    | 152,406   | 42,227    | 41,285    | 68,386    | 120,264 | 105,891 | 45,872  | 73,694    | 99,640    | 75,194    | 92,384    | 91,257    | 108,478   | 53,984  | 120,859   | 60,805  | 86,037    | 96,409    | 119,008   | 179,187   | 523,978   |         |         |
| 2014Q1             | 17           | 602   | 39,529  | 100,258 | 166,996   | 143,474   | 269,659   | 282,592   | 372,432   | 227,482   | 404,028   | 331,801 | 364,447 | 363,952 | 550,020   | 436,798   | 424,367   | 461,052   | 280,450   | 434,155   | 758,208 | 338,804   | 250,559 | 493,832   | 380,612   | 433,439   | 278,562   | 305,956   |         |         |
| 2014Q2             | 24           | 30,945  | 132,707 | 205,442 | 230,289   | 335,796   | 222,383   | 350,374   | 280,346   | 272,553   | 327,022   | 254,665 | 265,346 | 465,824 | 240,840   | 205,985   | 367,940   | 223,774   | 313,120   | 426,463   | 423,346 | 399,652   | 349,347 | 456,615   | 220,993   | 200,477   | 404,766   | 496,582   |         |         |
| 2014Q3             | 20           | 24,460  | 105,657 | 644,449 | 392,488   | 282,863   | 305,247   | 296,763   | 249,677   | 377,991   | 264,554   | 351,669 | 427,155 | 460,362 | 370,354   | 783,163   | 174,676   | 389,194   | 466,826   | 496,231   | 459,264 | 498,283   | 534,967 | 616,974   | 483,546   | 1,078,794 | 932,685   | 1,324,100 |         |         |
| 2014Q4             | 19           | 1,609   | 73,251  | 103,984 | 172,768   | 198,623   | 159,023   | 193,955   | 254,713   | 264,161   | 336,275   | 355,696 | 334,221 | 362,678 | 337,740   | 244,266   | 347,343   | 462,515   | 249,641   | 299,587   | 457,909 | 441,494   | 460,699 | 355,764   | 438,314   | 546,666   | 447,234   | 406,353   |         |         |
| 2015Q1             | 26           | 3,902   | 118,971 | 137,048 | 184,125   | 195,370   | 230,680   | 288,099   | 212,728   | 354,753   | 339,026   | 219,468 | 632,582 | 364,574 | 248,757   | 370,420   | 407,394   | 296,841   | 371,925   | 442,027   | 550,201 | 434,119   | 518,889 | 356,943   | 605,197   | 458,211   | 421,664   | 418,975   |         |         |
| 2015Q2             | 31           | 137,049   | 402,726 | 435,224 | 352,996   | 410,257   | 523,451   | 381,714   | 661,892   | 618,164   | 459,971   | 456,194 | 825,441 | 549,361 | 790,790   | 1,084,462 | 814,368   | 697,691   | 802,793   | 654,317   | 685,037 | 923,324   | 645,819 | 1,302,651 | 865,836   | 887,150   | 881,740   | 876,324   |         |         |
| 2015Q3             | 16           | -   | 30,164  | 103,507 | 80,558    | 69,794    | 91,758    | 68,778    | 223,018   | 175,695   | 297,615   | 259,387 | 244,576 | 381,432 | 192,952   | 241,371   | 445,606   | 321,371   | 257,980   | 272,563   | 238,079 | 235,634   | 434,073 | 368,098   | 209,557   | 204,551   | 203,295   | 202,046   |         |         |
| 2015Q4             | 19           | 3,829   | 102,088 | 91,181  | 172,019   | 321,337   | 211,106   | 252,349   | 180,709   | 145,837   | 282,289   | 316,999 | 306,819 | 478,795 | 340,754   | 198,342   | 307,314   | 409,781   | 530,408   | 769,545   | 592,069 | 420,013   | 509,203 | 350,085   | 347,934   | 339,623   | 337,537   | 335,464   |         |         |
| 2016Q1             | 18           | 210   | 16,754  | 185,361 | 164,559   | 176,678   | 222,131   | 265,022   | 151,993   | 251,157   | 135,105   | 240,923 | 311,580 | 167,178 | 225,351   | 266,054   | 283,418   | 386,185   | 268,874   | 179,249   | 433,906 | 233,420   | 323,853 | 321,863   | 319,886   | 312,245   | 310,327   | 308,421   |         |         |
| 2016Q2             | 35           | 10,141  | 71,367  | 160,956 | 264,242   | 202,010   | 416,172   | 246,795   | 536,249   | 818,321   | 671,599   | 800,518 | 810,776 | 545,852 | 399,465   | 812,641   | 1,185,904 | 473,004   | 971,052   | 1,045,824 | 647,886 | 588,184   | 584,571 | 580,980   | 577,412   | 563,618   | 560,156   | 556,716   |         |         |
| 2016Q3             | 22           | -   | 94,668  | 205,067 | 179,295   | 214,771   | 169,535   | 197,464   | 155,428   | 206,635   | 166,004   | 107,035 | 219,580 | 206,483 | 203,540   | 200,151   | 183,271   | 237,380   | 839,939   | 189,215   | 414,613 | 390,178   | 387,782 | 385,400   | 383,033   | 373,883   | 371,586   | 369,304   |         |         |
| 2016Q4             | 14           | -   | 157,250 | 157,366 | 254,248   | 179,571   | 327,343   | 158,566   | 384,037   | 181,017   | 359,813   | 230,110 | 206,758 | 241,719 | 289,402   | 273,035   | 306,447   | 546,939   | 666,711   | 320,357   | 318,389 | 299,625   | 297,784 | 295,955   | 294,137   | 287,111   | 285,348   | 283,595   |         |         |
| 2017Q1             | 19           | -   | 122,431 | 174,172 | 472,382   | 240,410   | 323,718   | 196,024   | 234,344   | 244,833   | 231,521   | 260,128 | 374,717 | 374,717 | 492,203   | 365,034   | 532,474   | 393,570   | 395,145   | 392,718   | 390,305 | 367,303   | 365,407 | 362,805   | 360,407   | 351,963   | 349,801   | 347,652   |         |         |
| 2017Q2             | 28           | 9,506   | 167,627 | 184,879 | 378,303   | 319,302   | 436,388   | 284,986   | 359,278   | 349,027   | 369,305   | 390,795 | 357,099 | 360,054 | 305,318   | 759,443   | 365,321   | 556,141   | 552,725   | 549,330   | 545,956 | 513,781   | 510,625 | 507,488   | 504,371   | 492,233   | 489,299   | 486,293   |         |         |
| 2017Q3             | 17           | 750   | 30,939  | 58,216  | 177,929   | 181,238   | 243,892   | 258,850   | 604,157   | 311,889   | 470,160   | 479,241 | 221,805 | 206,809 | 369,983   | 284,586   | 333,431   | 342,172   | 340,070   | 337,981   | 335,905 | 316,109   | 314,167 | 312,237   | 310,319   | 302,907   | 301,046   | 299,197   |         |         |
| 2017Q4             | 11           | 910   | 13,384  | 271,321 | 234,524   | 402,209   | 792,209   | 251,977   | 71,311    | 174,740   | 204,636   | 494,067 | 186,533 | 553,337 | 227,029   | 272,187   | 370,515   | 279,281   | 277,566   | 275,861   | 274,167 | 258,009   | 256,404 | 254,849   | 253,284   | 247,233   | 245,715   | 244,205   |         |         |
| 2018Q1             | 15           | -   | 1,706   | 89,268  | 177,560   | 182,290   | 109,247   | 405,850   | 419,980   | 301,351   | 145,941   | 228,459 | 506,405 | 630,152 | 277,028   | 275,237   | 273,635   | 282,503   | 280,768   | 279,043   | 277,329 | 260,985   | 259,382 | 257,789   | 256,205   | 250,085   | 248,549   | 247,022   |         |         |
| 2018Q2             | 15           | -   | 26,518  | 117,923 | 184,907   | 259,310   | 366,091   | 366,091   | 169,617   | 172,302   | 270,489   | 238,292 | 308,487 | 306,593 | 304,709   | 302,838   | 312,652   | 310,731   | 308,823   | 306,926   | 288,837 | 287,063   | 285,300 | 283,548   | 276,774   | 275,074   | 273,385   |           |         |         |
| 2018Q3             | 17           | -   | 55,875  | 41,230  | 230,697   | 127,167   | 310,909   | 159,618   | 152,516   | 149,618   | 118,518   | 210,587 | 164,840 | 352,872 | 337,003   | 324,933   | 324,130   | 324,525   | 418,935   | 432,512   | 429,855 | 427,215   | 424,591 | 399,568   | 397,114   | 394,674   | 392,250   | 382,880   | 380,528 | 378,191 |
| 2018Q4             | 20           | -   | 7,151   | 254,792 | 375,503   | 434,592   | 854,774   | 304,617   | 531,987   | 474,235   | 612,915   | 449,612 | 446,851 | 426,751 | 424,130   | 421,525   | 418,935   | 432,512   | 429,855   | 427,215   | 424,591 | 399,568   | 397,114 | 394,674   | 392,250   | 382,880   | 380,528   | 378,191   |         |         |
| 2019Q1             | 19           | 43  | 12,364  | 146,822 | 363,869   | 599,678   | 394,806   | 489,103   | 574,887   | 492,328   | 414,001   | 411,458 | 408,931 | 390,537 | 388,138   | 385,754   | 383,385   | 395,809   | 393,378   | 390,962   | 388,560 | 365,661   | 363,415 | 361,182   | 358,964   | 350,389   | 348,237   | 346,098   |         |         |
| 2019Q2             | 25           | -   | 30,693  | 215,848 | 204,388   | 727,671   | 360,701   | 743,605   | 371,464   | 540,186   | 536,868   | 533,570 | 530,293 | 506,440 | 503,329   | 500,238   | 497,165   | 513,277   | 510,124   | 506,901   | 503,876 | 474,181   | 471,268 | 468,374   | 465,497   | 454,377   | 451,586   | 448,812   |         |         |
| 2019Q3             | 10           | -   | 39,033  | 94,549  | 57,469    | 66,998    | 182,668   | 122,514   | 210,934   | 215,257   | 213,935   | 212,621 | 211,315 | 201,810 | 200,750   | 199,338   | 198,114   | 204,534   | 203,278   | 202,029   | 200,788 | 188,955   | 187,794 | 186,641   | 184,494   | 181,063   | 179,591   | 178,846   |         |         |
| 2019Q4             | 41           | 7,002   | 342,828 | 504,930 | 1,082,530 | 2,038,081 | 1,195,633 | 873,827   | 688,460   | 886,259   | 880,815   | 875,405 | 870,028 | 830,894 | 825,790   | 819,338   | 818,114   | 842,110   | 836,938   | 831,797   | 826,688 | 800,771   | 797,081 | 777,189   | 768,440   | 763,720   | 745,476   | 740,897   | 736,346 |         |
| 2020Q1             | 30           | 4,181   | 47,286  | 149,758 | 451,034   | 719,898   | 635,028   | 631,128   | 627,251   | 640,107   | 636,175   | 632,268 | 628,384 | 600,119 | 596,433   | 592,769   | 589,128   | 608,220   | 604,484   | 600,771   | 597,081 | 561,893   | 558,441 | 555,011   | 551,602   | 538,425   | 535,118   | 531,831   |         |         |
| 2020Q2             | 23           | -   | 219,045 | 419,669 | 501,828   | 483,337   | 480,567   | 477,616   | 474,682   | 484,411   | 481,435   | 478,478 | 475,539 | 454,149 | 451,399   | 448,587   | 445,832   | 460,280   | 457,453   | 454,643   | 451,850 | 425,221   | 422,609 | 420,013   | 417,433   | 407,462   | 404,9     |           |         |         |

New York State Department of Health  
 Quarterly Analysis of New York Medical Indemnity Fund  
 Projected Incremental Discounted Payments per Participant by Admittance Quarter  
 As of March 31, 2021

| Admittance Quarter | Participants | Incremental Benefits Paid by Fund Participation Quarter |           |           |           |           |           |           |           |           |           |           |           |           |           |           |           |           |           |           |           |           |           |           |           |           |           |           |
|--------------------|--------------|---|-----------|-----------|-----------|-----------|-----------|-----------|-----------|-----------|-----------|-----------|-----------|-----------|-----------|-----------|-----------|-----------|-----------|-----------|-----------|-----------|-----------|-----------|-----------|-----------|-----------|-----------|
|                    |              | Q28   | Q29       | Q30       | Q31       | Q32       | Q33       | Q34       | Q35       | Q36       | Q37       | Q38       | Q39       | Q40       | Q41       | Q42       | Q43       | Q44       | Q45       | Q46       | Q47       | Q48       | Q49       | Q50       | Q51       | Q52       | Q53       | Q54       |
| 2011Q4             | 11           | 98,308  | 121,098   | 182,965   | 145,051   | 173,303   | 128,606   | 116,570   | 102,802   | 106,664   | 166,283   | 108,914   | 112,223   | 111,534   | 116,298   | 115,583   | 114,873   | 114,168   | 110,284   | 109,607   | 108,934   | 108,265   | 111,679   | 110,993   | 110,311   | 109,634   | 110,121   | 109,444   |
| 2012Q1             | 11           | 36,061  | 114,231   | 22,149    | 34,779    | 37,316    | 45,809    | 42,822    | 48,993    | 71,961    | 41,919    | 73,867    | 73,413    | 72,962    | 76,079    | 75,611    | 75,147    | 74,685    | 72,145    | 71,702    | 71,261    | 70,824    | 73,057    | 72,608    | 72,162    | 71,719    | 72,038    | 71,595    |
| 2012Q2             | 15           | 406,936   | 416,523   | 472,622   | 641,614   | 549,281   | 488,256   | 753,403   | 1,109,772 | 1,547,197 | 568,995   | 565,500   | 562,026   | 558,574   | 582,433   | 578,585   | 575,300   | 571,767   | 552,218   | 548,925   | 545,554   | 542,203   | 559,302   | 555,867   | 552,433   | 549,059   | 551,099   | 548,111   |
| 2012Q3             | 25           | 401,243   | 385,568   | 457,496   | 324,832   | 257,553   | 190,033   | 411,439   | 328,509   | 478,033   | 460,226   | 457,400   | 454,590   | 451,798   | 471,096   | 468,202   | 465,326   | 462,468   | 446,737   | 443,993   | 441,266   | 438,556   | 452,387   | 449,608   | 446,846   | 444,102   | 446,075   | 443,335   |
| 2012Q4             | 38           | 1,396,773   | 1,931,997 | 1,552,175 | 1,739,388 | 1,561,621 | 2,376,410 | 2,299,549 | 1,701,995 | 1,691,541 | 1,628,530 | 1,618,527 | 1,608,585 | 1,598,705 | 1,666,993 | 1,656,753 | 1,646,577 | 1,636,463 | 1,580,799 | 1,571,089 | 1,561,438 | 1,551,848 | 1,600,789 | 1,590,956 | 1,581,184 | 1,571,472 | 1,578,454 | 1,568,759 |
| 2013Q1             | 5            | 219,674   | 168,724   | 192,955   | 192,394   | 206,641   | 245,028   | 207,043   | 205,771   | 204,507   | 196,889   | 195,680   | 194,478   | 193,284   | 201,540   | 200,302   | 199,071   | 197,849   | 191,119   | 189,945   | 188,778   | 187,618   | 193,536   | 192,347   | 191,165   | 189,991   | 190,835   | 189,663   |
| 2013Q2             | 30           | 955,645   | 579,065   | 866,508   | 897,388   | 1,244,458 | 349,719   | 347,571   | 345,436   | 343,314   | 330,525   | 328,495   | 326,477   | 324,472   | 338,332   | 336,254   | 334,188   | 332,135   | 320,838   | 318,867   | 316,909   | 314,962   | 324,895   | 322,899   | 320,916   | 318,945   | 320,362   | 318,394   |
| 2013Q3             | 26           | 156,590   | 175,392   | 250,455   | 175,645   | 391,581   | 405,980   | 403,487   | 401,008   | 396,545   | 383,699   | 381,342   | 379,000   | 376,672   | 392,761   | 390,349   | 387,951   | 385,568   | 372,453   | 370,165   | 367,892   | 365,632   | 377,163   | 374,846   | 372,544   | 370,256   | 371,901   | 369,616   |
| 2013Q4             | 8            | 104,815   | 175,052   | 200,006   | 123,927   | 123,166   | 127,695   | 126,911   | 126,131   | 125,357   | 120,687   | 119,946   | 119,209   | 118,477   | 123,538   | 122,779   | 122,025   | 121,275   | 117,150   | 116,430   | 115,715   | 115,004   | 118,631   | 117,903   | 117,178   | 116,459   | 116,976   | 116,258   |
| 2014Q1             | 17           | 328,667   | 342,901   | 465,942   | 463,080   | 460,236   | 477,160   | 474,229   | 471,316   | 468,421   | 450,972   | 448,202   | 445,449   | 442,713   | 461,623   | 458,787   | 455,969   | 453,169   | 437,554   | 435,065   | 432,393   | 429,377   | 443,200   | 440,567   | 437,861   | 435,171   | 437,105   | 434,420   |
| 2014Q2             | 24           | 239,873   | 475,810   | 472,887   | 469,983   | 467,096   | 484,272   | 481,297   | 478,341   | 475,403   | 457,694   | 454,883   | 452,089   | 449,312   | 468,504   | 465,626   | 462,766   | 459,923   | 444,279   | 441,550   | 438,838   | 436,143   | 449,897   | 447,134   | 444,387   | 441,658   | 443,620   | 440,895   |
| 2014Q3             | 20           | 631,409   | 618,193   | 614,396   | 610,622   | 606,871   | 629,188   | 625,323   | 621,482   | 617,665   | 594,656   | 591,004   | 587,373   | 583,766   | 608,701   | 604,962   | 601,246   | 597,553   | 577,227   | 573,682   | 570,158   | 566,656   | 584,527   | 580,936   | 577,368   | 573,821   | 576,371   | 572,831   |
| 2014Q4             | 19           | 403,857   | 395,404   | 392,976   | 390,562   | 388,163   | 402,437   | 399,965   | 397,508   | 395,066   | 380,350   | 378,014   | 375,692   | 373,384   | 389,333   | 386,942   | 384,565   | 382,203   | 369,202   | 366,994   | 364,680   | 362,440   | 373,871   | 371,574   | 369,292   | 367,024   | 368,654   | 366,390   |
| 2015Q1             | 26           | 416,302   | 407,589   | 405,086   | 402,597   | 400,125   | 414,838   | 412,290   | 409,758   | 407,241   | 392,071   | 389,663   | 387,269   | 384,890   | 401,331   | 398,866   | 396,416   | 393,981   | 380,579   | 378,242   | 375,918   | 373,609   | 385,392   | 383,025   | 380,672   | 378,334   | 380,015   | 377,681   |
| 2015Q2             | 31           | 870,941   | 852,713   | 847,475   | 842,269   | 837,096   | 867,878   | 862,547   | 857,249   | 851,983   | 820,247   | 815,208   | 810,201   | 805,224   | 839,619   | 834,462   | 829,336   | 824,242   | 796,206   | 791,315   | 786,454   | 781,624   | 806,274   | 801,322   | 796,400   | 791,508   | 795,025   | 790,142   |
| 2015Q3             | 16           | 200,805   | 196,602   | 195,395   | 194,195   | 193,002   | 200,099   | 198,870   | 197,648   | 196,434   | 189,117   | 187,955   | 186,801   | 185,653   | 193,584   | 192,394   | 191,213   | 190,038   | 183,574   | 182,446   | 181,326   | 180,212   | 185,895   | 184,754   | 183,619   | 182,491   | 183,302   | 182,176   |
| 2015Q4             | 19           | 333,403   | 326,425   | 324,420   | 322,427   | 320,447   | 332,230   | 330,190   | 328,161   | 326,146   | 313,997   | 312,068   | 310,151   | 308,246   | 321,413   | 319,438   | 317,476   | 315,526   | 304,794   | 302,921   | 301,061   | 299,211   | 308,648   | 306,752   | 304,868   | 302,995   | 304,342   | 302,472   |
| 2016Q1             | 18           | 306,527   | 300,111   | 298,268   | 296,435   | 294,615   | 305,448   | 303,572   | 301,708   | 299,854   | 288,685   | 286,911   | 285,149   | 283,398   | 295,503   | 293,688   | 291,884   | 290,091   | 280,223   | 278,502   | 276,792   | 275,091   | 283,767   | 282,024   | 280,292   | 278,570   | 279,808   | 278,089   |
| 2016Q2             | 35           | 553,296   | 541,716   | 538,388   | 535,081   | 531,795   | 551,350   | 547,963   | 544,598   | 541,253   | 521,091   | 517,890   | 514,709   | 511,547   | 533,398   | 530,121   | 526,865   | 523,629   | 505,818   | 502,711   | 499,623   | 496,554   | 512,214   | 509,668   | 505,941   | 502,833   | 505,068   | 501,965   |
| 2016Q3             | 22           | 367,035   | 359,353   | 357,146   | 354,952   | 352,772   | 365,744   | 363,498   | 361,265   | 359,046   | 345,671   | 343,548   | 341,438   | 339,341   | 353,836   | 351,662   | 349,502   | 347,355   | 335,540   | 333,479   | 331,431   | 329,395   | 339,783   | 337,696   | 335,622   | 333,560   | 332,984   | 332,984   |
| 2016Q4             | 14           | 281,853   | 275,954   | 274,259   | 272,574   | 270,900   | 280,862   | 279,316   | 277,422   | 275,718   | 265,447   | 263,817   | 262,196   | 260,586   | 277,176   | 270,047   | 268,380   | 266,740   | 257,667   | 256,084   | 254,511   | 252,948   | 260,925   | 259,323   | 257,730   | 256,147   | 257,285   | 255,705   |
| 2017Q1             | 19           | 345,517   | 338,285   | 336,207   | 334,142   | 332,096   | 344,302   | 342,187   | 340,085   | 337,996   | 325,405   | 323,407   | 321,420   | 319,446   | 333,091   | 331,045   | 329,011   | 326,983   | 313,928   | 311,999   | 310,083   | 319,862   | 317,898   | 315,933   | 313,968   | 312,004   | 314,000   | 313,462   |
| 2017Q2             | 28           | 483,306   | 473,191   | 470,284   | 467,396   | 464,525   | 481,606   | 478,648   | 475,708   | 472,786   | 455,175   | 452,379   | 449,600   | 446,839   | 465,925   | 463,063   | 460,219   | 457,392   | 441,834   | 439,120   | 436,423   | 433,742   | 447,421   | 444,673   | 441,941   | 439,227   | 441,179   | 438,469   |
| 2017Q3             | 17           | 297,359   | 291,135   | 289,347   | 287,570   | 285,804   | 296,313   | 294,493   | 292,684   | 290,886   | 280,051   | 278,331   | 276,621   | 274,922   | 286,065   | 284,304   | 282,514   | 280,745   | 271,843   | 270,173   | 268,513   | 266,864   | 275,280   | 273,589   | 271,909   | 270,239   | 271,440   | 269,772   |
| 2017Q4             | 11           | 242,705   | 237,625   | 236,166   | 234,715   | 233,274   | 241,852   | 240,366   | 238,890   | 237,422   | 228,578   | 227,174   | 225,779   | 224,392   | 233,977   | 232,540   | 231,111   | 229,692   | 221,879   | 220,516   | 219,161   | 217,815   | 224,684   | 223,304   | 221,933   | 220,570   | 221,550   | 220,389   |
| 2018Q1             | 15           | 245,505   | 240,367   | 238,890   | 237,423   | 235,965   | 244,642   | 243,139   | 241,645   | 240,161   | 231,215   | 229,795   | 228,383   | 226,980   | 236,676   | 235,222   | 233,777   | 232,341   | 224,438   | 223,060   | 221,689   | 220,328   | 227,276   | 225,880   | 224,493   | 223,114   | 224,105   | 222,729   |
| 2018Q2             | 15           | 271,705   | 266,019   | 264,385   | 262,761   | 261,147   | 270,750   | 269,087   | 267,434   | 265,791   | 255,890   | 254,318   | 252,756   | 251,204   | 261,934   | 260,325   | 258,726   | 257,137   | 248,390   | 246,865   | 245,348   | 243,841   | 251,331   | 249,866   | 248,451   | 246,925   | 248,422   | 246,498   |
| 2018Q3             | 17           | 296,821   | 290,609   | 288,824   | 287,050   | 285,287   | 295,777   | 293,960   | 292,155   | 290,360   | 279,544   | 277,827   | 276,121   | 274,425   | 286,146   | 284,325   | 282,506   | 280,696   | 271,351   | 269,884   | 268,428   | 266,881   | 274,782   | 273,095   | 271,417   | 269,750   | 270,949   | 269,284   |
| 2018Q4             | 20           | 375,868   | 368,001   | 365,741   | 363,494   | 361,261   | 374,546   | 372,245   | 369,959   | 367,686   | 353,990   | 351,816   | 349,655   | 347,507   | 362,350   | 360,125   | 357,913   | 355,714   | 343,615   | 341,504   | 339,406   | 337,322   | 343,960   | 345,823   | 343,698   | 341,587   | 343,105   | 340,998   |
| 2019Q1             | 19           | 343,972   | 336,773   | 334,704   | 332,648   | 330,605   | 342,762   | 340,857   | 338,964   | 337,086   | 323,950   | 321,961   | 319,983   | 318,018   | 331,601   | 329,565   | 327,540   | 325,528   | 314,456   | 312,524   | 310,604   | 308,697   | 318,432   | 316,576   | 314,732   | 312,600   | 313,989   | 312,061   |
| 2019Q2             | 25           | 446,055   | 436,719   | 434,037   | 431,371   | 428,721   | 444,486   | 441,756   | 439,043   | 436,346   | 420,092   | 417,512   | 414,947   | 412,398   | 430,014   | 427,372   | 424,747   | 422,138   | 407,779   | 405,274   | 402,785   | 400,311   | 412,936   | 410,399   | 407,879   | 405,373   | 407,175   | 404,674   |
| 2019Q3             | 10           | 177,747   | 174,027   | 172,958   | 171,896   | 170,840   | 177,122   | 176,034   | 174,953   | 173,878   | 167,401   | 166,373   | 165,351   | 164,335   | 170,302   | 169,256   | 168,217   | 167,195   | 161,497   | 160,505   | 159,519   | 164,550   | 163,539   | 162,534   | 161,536   | 162,254   | 161,257   |           |
| 2019Q4             | 41           | 731,823   | 716,506   | 712,105   | 707,731   | 703,384   | 729,249   | 724,770   | 720,318   | 715,893   | 689,226   | 684,993   | 680,765   | 676,540   | 701,171   | 696,864   | 692,563   | 688,283   | 669,025   | 664,916   | 660,832   | 656,772   | 677,485   | 673,234   | 669,188   | 665,078   | 668,033   | 663,930   |
| 2020Q1             | 30           | 528,565   | 517,502   | 514,323   | 511,164   | 508,024   | 526,705   | 523,470   | 520,255   | 517,059   | 497,798   | 494,741   | 491,702   | 488,682   | 509,555   | 506,126   | 502,715   | 500,315   | 480,240   | 477,290   | 474,359   | 489,319   | 486,313   | 483,326   | 480,357   | 482,492   | 479,528   |           |
| 2020Q2             | 23           |   |           |           |           |           |           |           |           |           |           |           |           |           |           |           |           |           |           |           |           |           |           |           |           |           |           |           |

New York State Department of Health  
 Quarterly Analysis of New York Medical Indemnity Fund  
 Projected Incremental Discounted Payments per Participant by Admittance Quarter  
 As of March 31, 2021

| Admittance Quarter | Participants | Q55       | Q56       | Q57       | Q58       | Q59       | Q60       | Q61       | Q62       | Q63       | Q64       | Q65       | Q66       | Q67       | Q68       | Q69       | Q70       | Q71       | Q72       | Q73       | Q74       | Q75       | Q76       | Q77       | Q78       | Q79       | Q80       | After Q80   | Total         |
|--------------------|--------------|-----------|-----------|-----------|-----------|-----------|-----------|-----------|-----------|-----------|-----------|-----------|-----------|-----------|-----------|-----------|-----------|-----------|-----------|-----------|-----------|-----------|-----------|-----------|-----------|-----------|-----------|-------------|---------------|
| 2011Q4             | 11           | 108,772   | 108,104   | 111,286   | 110,602   | 109,923   | 109,248   | 104,919   | 104,274   | 103,634   | 102,997   | 106,263   | 105,610   | 104,961   | 104,317   | 99,842    | 99,229    | 98,620    | 98,014    | 100,073   | 99,458    | 98,847    | 98,240    | 97,997    | 97,395    | 96,797    | 96,202    | 12,929,261  | 20,423,802    |
| 2012Q1             | 11           | 71,156    | 70,719    | 72,800    | 72,353    | 71,908    | 71,467    | 68,635    | 68,213    | 67,794    | 67,378    | 69,514    | 69,087    | 68,663    | 68,241    | 65,314    | 64,913    | 64,514    | 64,118    | 65,465    | 65,063    | 64,663    | 64,266    | 64,107    | 63,713    | 63,211    | 62,933    | 8,457,943   | 13,580,670    |
| 2012Q2             | 15           | 546,745   | 541,399   | 557,314   | 553,911   | 550,508   | 547,127   | 525,446   | 522,219   | 519,011   | 515,823   | 532,177   | 528,908   | 525,660   | 522,431   | 500,023   | 496,951   | 493,899   | 490,865   | 501,177   | 498,098   | 495,039   | 491,998   | 490,779   | 487,765   | 484,769   | 481,791   | 64,751,325  | 103,103,209   |
| 2012Q3             | 25           | 440,612   | 437,905   | 450,795   | 448,026   | 445,274   | 442,539   | 425,002   | 422,392   | 419,797   | 417,219   | 430,447   | 427,803   | 425,175   | 422,564   | 404,439   | 401,955   | 399,486   | 397,032   | 405,372   | 402,882   | 400,408   | 397,948   | 396,963   | 394,524   | 392,101   | 389,693   | 52,373,530  | 81,697,920    |
| 2012Q4             | 38           | 1,559,123 | 1,549,546 | 1,595,155 | 1,585,357 | 1,575,619 | 1,565,941 | 1,503,888 | 1,494,651 | 1,485,470 | 1,476,346 | 1,523,154 | 1,513,798 | 1,504,500 | 1,495,258 | 1,431,123 | 1,422,333 | 1,413,596 | 1,404,913 | 1,434,426 | 1,425,615 | 1,416,859 | 1,408,156 | 1,404,668 | 1,396,040 | 1,387,465 | 1,378,943 | 296,028,312 | 2,926,028,312 |
| 2013Q1             | 5            | 188,498   | 187,340   | 192,854   | 191,670   | 190,493   | 189,322   | 181,820   | 180,703   | 179,593   | 178,490   | 184,149   | 183,018   | 181,894   | 180,777   | 173,023   | 171,960   | 170,904   | 169,854   | 173,422   | 172,357   | 171,298   | 170,246   | 169,825   | 168,781   | 167,745   | 166,714   | 22,405,914  | 35,810,002    |
| 2013Q2             | 30           | 316,439   | 314,495   | 323,752   | 321,763   | 319,787   | 317,822   | 305,228   | 303,153   | 301,490   | 299,638   | 309,138   | 307,239   | 305,352   | 303,477   | 290,460   | 288,676   | 286,903   | 285,140   | 291,130   | 289,342   | 287,565   | 285,798   | 285,091   | 283,339   | 281,599   | 279,869   | 37,613,617  | 63,925,344    |
| 2013Q3             | 26           | 367,346   | 365,090   | 375,836   | 373,527   | 371,233   | 368,953   | 354,332   | 352,156   | 349,993   | 347,843   | 358,871   | 356,667   | 354,476   | 352,299   | 337,188   | 335,117   | 333,058   | 331,013   | 337,966   | 335,890   | 333,827   | 331,777   | 330,955   | 329,922   | 328,902   | 324,894   | 43,664,762  | 86,651,474    |
| 2013Q4             | 8            | 115,544   | 114,834   | 118,214   | 117,488   | 116,766   | 116,049   | 111,450   | 110,766   | 110,085   | 109,409   | 112,878   | 112,185   | 111,495   | 110,811   | 106,058   | 105,406   | 104,759   | 104,115   | 106,302   | 105,650   | 105,001   | 104,356   | 104,097   | 103,458   | 102,822   | 102,191   | 13,734,133  | 22,485,596    |
| 2014Q1             | 17           | 431,752   | 429,100   | 441,730   | 439,016   | 436,320   | 433,640   | 416,456   | 413,898   | 411,356   | 408,829   | 421,791   | 419,200   | 416,625   | 414,066   | 396,306   | 393,872   | 391,452   | 389,048   | 397,221   | 394,781   | 392,356   | 389,946   | 388,980   | 386,591   | 384,216   | 381,856   | 51,320,362  | 82,767,027    |
| 2014Q2             | 24           | 438,187   | 435,496   | 448,314   | 445,560   | 442,824   | 440,104   | 422,664   | 420,068   | 417,487   | 414,923   | 428,078   | 425,449   | 422,836   | 420,238   | 402,213   | 399,743   | 397,287   | 394,847   | 403,142   | 400,665   | 398,204   | 395,758   | 394,778   | 392,353   | 389,943   | 387,548   | 52,085,335  | 83,111,598    |
| 2014Q3             | 20           | 569,312   | 565,815   | 582,469   | 578,892   | 575,336   | 571,802   | 549,143   | 545,770   | 542,418   | 539,086   | 556,178   | 552,762   | 549,367   | 545,992   | 522,573   | 519,363   | 516,173   | 513,003   | 520,562   | 517,365   | 514,187   | 512,913   | 509,763   | 506,632   | 503,520   | 490,417   | 67,671,571  | 110,566,125   |
| 2014Q4             | 19           | 364,140   | 361,903   | 372,555   | 370,267   | 367,992   | 365,732   | 351,239   | 349,082   | 346,938   | 344,807   | 355,739   | 353,554   | 351,382   | 349,224   | 334,245   | 332,192   | 330,151   | 328,123   | 335,016   | 332,958   | 330,913   | 328,881   | 328,066   | 326,051   | 324,048   | 322,058   | 45,283,618  | 70,824,516    |
| 2015Q1             | 26           | 375,361   | 373,055   | 384,036   | 381,677   | 379,332   | 377,002   | 362,063   | 359,839   | 357,629   | 355,432   | 366,701   | 364,449   | 362,210   | 359,985   | 344,545   | 342,428   | 340,325   | 338,235   | 345,340   | 343,219   | 341,111   | 339,015   | 338,176   | 336,099   | 334,034   | 331,982   | 46,617,453  | 75,747,133    |
| 2015Q2             | 31           | 785,288   | 780,465   | 803,437   | 798,502   | 793,597   | 788,722   | 757,468   | 752,815   | 748,191   | 743,596   | 767,171   | 762,459   | 757,776   | 753,121   | 720,818   | 716,391   | 711,990   | 707,617   | 722,482   | 718,044   | 713,633   | 709,250   | 707,493   | 703,148   | 698,829   | 694,536   | 93,343,641  | 152,992,222   |
| 2015Q3             | 16           | 181,057   | 179,945   | 185,241   | 184,103   | 182,973   | 181,849   | 174,643   | 173,570   | 172,504   | 171,444   | 176,880   | 175,793   | 174,714   | 173,640   | 166,193   | 165,172   | 164,157   | 163,149   | 166,576   | 165,553   | 164,536   | 163,525   | 163,121   | 162,119   | 161,123   | 160,133   | 21,521,417  | 36,948,188    |
| 2015Q4             | 19           | 300,614   | 298,768   | 307,562   | 305,672   | 303,795   | 301,929   | 289,964   | 288,183   | 286,413   | 284,654   | 293,679   | 291,875   | 290,082   | 288,301   | 275,935   | 274,240   | 272,555   | 270,881   | 276,571   | 274,873   | 273,184   | 271,506   | 270,834   | 269,170   | 267,517   | 265,874   | 35,732,653  | 60,280,938    |
| 2016Q1             | 18           | 276,381   | 274,683   | 282,768   | 281,032   | 279,305   | 277,590   | 266,590   | 264,952   | 263,325   | 261,707   | 270,005   | 268,346   | 266,698   | 265,060   | 253,691   | 252,133   | 250,584   | 249,045   | 254,276   | 252,715   | 251,162   | 249,620   | 249,001   | 247,472   | 245,952   | 244,441   | 32,852,162  | 53,927,004    |
| 2016Q2             | 35           | 498,882   | 495,818   | 510,411   | 507,276   | 504,160   | 501,064   | 481,208   | 478,252   | 475,315   | 472,395   | 487,373   | 484,379   | 481,404   | 478,447   | 457,925   | 455,112   | 452,317   | 449,539   | 458,982   | 456,183   | 453,381   | 450,576   | 449,660   | 446,699   | 443,956   | 441,229   | 59,299,842  | 100,780,425   |
| 2016Q3             | 22           | 330,939   | 328,906   | 338,587   | 336,508   | 334,441   | 332,386   | 319,215   | 317,234   | 315,306   | 313,369   | 323,304   | 321,318   | 319,345   | 317,390   | 300,050   | 298,207   | 304,471   | 302,601   | 300,742   | 298,895   | 298,155   | 296,323   | 294,503   | 292,694   | 290,913   | 289,137   | 63,886,548  | 103,337,237   |
| 2016Q4             | 14           | 254,134   | 252,573   | 260,007   | 258,410   | 256,823   | 255,245   | 245,131   | 243,625   | 242,129   | 240,641   | 248,271   | 246,746   | 245,230   | 243,724   | 233,270   | 231,837   | 230,413   | 228,998   | 233,809   | 232,372   | 230,945   | 229,527   | 228,958   | 227,552   | 226,154   | 224,765   | 30,207,750  | 51,247,612    |
| 2017Q1             | 19           | 311,537   | 309,623   | 318,737   | 316,779   | 314,779   | 312,899   | 300,500   | 298,624   | 296,750   | 294,977   | 304,350   | 302,480   | 300,622   | 298,776   | 285,960   | 284,204   | 282,458   | 280,723   | 286,620   | 284,860   | 283,110   | 281,371   | 280,674   | 278,950   | 277,237   | 275,534   | 37,030,970  | 61,985,115    |
| 2017Q2             | 28           | 435,775   | 433,099   | 445,846   | 443,108   | 440,386   | 437,681   | 420,337   | 417,755   | 415,189   | 412,639   | 425,722   | 423,107   | 420,508   | 417,925   | 399,999   | 397,542   | 395,101   | 392,674   | 400,923   | 398,460   | 396,012   | 393,580   | 392,605   | 390,194   | 387,797   | 385,415   | 51,798,643  | 85,945,058    |
| 2017Q3             | 17           | 268,115   | 266,468   | 274,311   | 272,627   | 270,952   | 269,288   | 258,617   | 257,028   | 255,449   | 253,880   | 261,930   | 260,321   | 258,722   | 257,133   | 246,104   | 244,592   | 243,090   | 241,596   | 246,672   | 245,156   | 243,651   | 242,154   | 241,554   | 240,071   | 238,596   | 237,130   | 31,869,638  | 53,820,108    |
| 2017Q4             | 11           | 218,836   | 217,492   | 223,894   | 222,518   | 221,152   | 219,793   | 211,084   | 209,787   | 208,498   | 207,218   | 213,788   | 212,475   | 211,169   | 209,872   | 200,870   | 199,637   | 198,410   | 197,192   | 201,334   | 200,097   | 198,868   | 197,647   | 197,157   | 195,946   | 194,743   | 193,546   | 26,012,079  | 44,508,441    |
| 2018Q1             | 15           | 221,361   | 220,001   | 226,477   | 225,085   | 223,703   | 222,329   | 213,519   | 212,207   | 210,904   | 209,608   | 216,254   | 214,926   | 213,605   | 212,293   | 203,188   | 201,940   | 200,699   | 199,466   | 203,657   | 202,406   | 201,162   | 199,927   | 199,432   | 198,207   | 196,989   | 195,779   | 26,312,148  | 44,940,372    |
| 2018Q2             | 15           | 244,984   | 243,480   | 250,646   | 249,107   | 247,562   | 246,056   | 236,305   | 234,854   | 233,411   | 231,978   | 239,333   | 237,862   | 236,401   | 234,949   | 222,118   | 220,753   | 219,406   | 218,061   | 224,006   | 222,630   | 221,263   | 220,115   | 219,539   | 218,212   | 216,873   | 215,529   | 29,120,181  | 48,761,681    |
| 2018Q3             | 17           | 267,630   | 265,986   | 273,851   | 272,133   | 270,462   | 268,801   | 258,149   | 256,563   | 254,987   | 253,421   | 261,456   | 259,850   | 258,241   | 256,628   | 244,156   | 242,650   | 241,159   | 240,665   | 246,225   | 244,713   | 243,210   | 241,716   | 241,117   | 239,636   | 238,164   | 236,702   | 31,811,990  | 52,759,665    |
| 2018Q4             | 20           | 338,903   | 336,821   | 346,735   | 344,605   | 342,489   | 340,385   | 326,897   | 324,889   | 322,893   | 320,910   | 331,084   | 329,051   | 327,030   | 325,021   | 311,080   | 309,169   | 307,270   | 305,383   | 311,798   | 309,883   | 307,979   | 306,088   | 305,330   | 303,454   | 301,590   | 299,738   | 40,283,866  | 69,080,978    |
| 2019Q1             | 19           | 310,144   | 308,239   | 317,311   | 315,362   | 313,425   | 311,500   | 299,156   | 297,319   | 295,493   | 293,678   | 302,989   | 301,128   | 299,278   | 297,440   | 284,683   | 282,933   | 281,195   | 279,466   | 285,339   | 283,586   | 281,844   | 280,113   | 279,419   | 277,703   | 275,997   | 274,302   | 36,855,394  | 63,182,808    |
| 2019Q2             | 25           | 402,188   | 399,717   | 411,483   | 408,955   | 406,443   | 403,947   | 387,940   | 385,537   | 383,188   | 380,835   | 392,909   | 390,496   | 388,097   | 385,713   | 369,169   | 366,902   | 364,648   | 362,408   | 370,021   | 367,748   | 365,490   | 363,245   | 362,345   | 360,119   | 357,907   | 355,709   | 47,806,244  | 81,142,586    |
| 2019Q3             | 10           | 160,267   | 159,282   | 163,971   | 162,963   | 161,962   | 160,968   | 154,589   | 153,639   | 152,696   | 151,758   | 156,569   | 155,608   | 154,652   | 153,702   | 147,109   | 146,206   | 145,308   | 144,415   | 147,449   | 146,543   | 145,643   | 144,748   | 144,390   | 143,503   | 142,621   | 141,745   | 19,050,172  | 32,050,818    |
| 2019Q4             | 41           | 659,852   | 655,799   | 675,101   | 670,954   | 666,833   | 662,737   | 636,475   | 632,566   | 628,680   | 624,819   | 640,669   | 639,638   | 638,602   | 637,575   | 605,880   | 601,959   | 598,262   |           |           |           |           |           |           |           |           |           |             |               |

New York State Department of Health

Quarterly Analysis of New York Medical Indemnity Fund

Expected Fund Payments by Admittance Year - All Participants

As of March 31, 2021

| Fiscal Year (1) | Live Births (2) | Admitted Participants (3) | Cumulative Benefit Payments (4) | Adjusted Benefit Payments (5) | Expected Benefit Payments (6) | Expected % of Benefits Paid (7) | Development of Current Payments (8) | B-F Indicated Benefit Payments (9) | Selected Ultimate Payments (10) | Indicated Ultimate Severity (11) |
|-----------------|-----------------|---------------------------|---------------------------------|-------------------------------|-------------------------------|---------------------------------|-------------------------------------|------------------------------------|---------------------------------|----------------------------------|
| 2011            | 239,608         | 22                        | 5,359,990                       | 4,312,038                     | 36,170,443                    | 11.72%                          | 37,835,838                          | 37,290,767                         | 37,563,302                      | 1,707,423                        |
| 2012            | 238,237         | 86                        | 71,497,098                      | 60,377,798                    | 499,728,104                   | 10.59%                          | 581,280,606                         | 518,305,997                        | 549,793,301                     | 6,392,945                        |
| 2013            | 235,956         | 84                        | 30,966,456                      | 26,008,866                    | 211,816,970                   | 9.42%                           | 281,022,825                         | 222,827,566                        | 251,925,196                     | 2,999,109                        |
| 2014            | 237,491         | 91                        | 37,273,556                      | 30,596,427                    | 310,846,036                   | 8.30%                           | 375,250,535                         | 322,315,294                        | 348,782,915                     | 3,832,779                        |
| 2015            | 235,139         | 85                        | 31,924,529                      | 25,408,708                    | 262,921,558                   | 7.16%                           | 361,166,513                         | 276,009,251                        | 318,587,882                     | 3,748,093                        |
| 2016            | 231,623         | 91                        | 24,752,998                      | 18,780,345                    | 246,569,907                   | 6.01%                           | 318,619,664                         | 256,511,736                        | 287,565,700                     | 3,160,063                        |
| 2017            | 227,666         | 72                        | 16,047,033                      | 11,885,037                    | 166,663,018                   | 4.78%                           | 252,574,225                         | 174,736,224                        | 213,655,224                     | 2,967,434                        |
| 2018            | 230,603         | 73                        | 10,788,248                      | 7,987,654                     | 147,638,421                   | 3.61%                           | 224,214,688                         | 153,100,520                        | 188,657,604                     | 2,584,351                        |
| 2019            | 229,218         | 106                       | 9,896,532                       | 7,230,276                     | 304,726,899                   | 2.38%                           | 306,093,752                         | 307,362,192                        | 307,362,192                     | 2,899,643                        |
| 2020            | 227,834         | 100                       | 1,515,549                       | 1,099,583                     | 348,468,357                   | 1.19%                           | 92,807,047                          | 345,836,646                        | 345,836,646                     | 3,458,366                        |
| <b>Total</b>    |                 | <b>810</b>                | <b>240,021,990</b>              | <b>193,686,734</b>            | <b>2,535,549,715</b>          |                                 | <b>2,830,865,691</b>                | <b>2,614,296,194</b>               | <b>2,849,729,963</b>            | <b>3,518,185</b>                 |

Sources:

- (2) Vital Statistics of New York State; adjusted to MIF fiscal year
- (3) Provided by MIF; includes all living and deceased participants admitted through 03/31/21
- (4) Provided by MIF; includes 7.6% load for prescription drugs
- (5) Adjusted to reflect pre-legislation payment levels
- (6), (7) Pinnacle estimate of expected payments and payment distributions based on admittance year and 3.0% inflation rate
- (8)  $\text{Col (5) / Col (7) + [Col (4) - Col (5)]}$
- (9)  $\text{Col (4) + \{Col (6) x [1 - Col (7)]\}}$
- (10) Selected based on Cols (8) and (9)
- (11)  $\text{Col (10) / Col (3)}$

**New York State Department of Health**  
**Quarterly Analysis of New York Medical Indemnity Fund**  
**Average Payments per Participant by Admittance Quarter**  
**As of March 31, 2021**

Exhibit 6

Page 2

| Admittance Quarter<br>(1) | Living Participants<br>(2) | Deceased Participants<br>(3) | Paid For Deceased<br>(4) | % Paid<br>(5) | Estimated Ultimate Severity<br>(6) | Estimated Ultimate Benefits<br>(7) | Indicated Ultimate Severity<br>(8) | Indicated Ultimate Payments<br>(9) | Prior Quarter Selected Severity<br>(10) | Selected Severity<br>(11) | Selected Ultimate Benefits<br>(12) |
|---------------------------|----------------------------|------------------------------|--------------------------|---------------|------------------------------------|------------------------------------|------------------------------------|------------------------------------|---|---------------------------|------------------------------------|
| 2011Q4                    | 11                         | 0                            | -                        | 11.2%         | 2,473,279                          | 27,206,067                         | 1,984,680                          | 21,831,475                         | 3,079,139                               | 3,060,732                 | 33,668,050                         |
| 2012Q1                    | 11                         | 0                            | -                        | 10.9%         | 1,782,252                          | 19,604,774                         | 1,430,166                          | 15,731,827                         | 2,046,068                               | 2,031,317                 | 22,344,488                         |
| 2012Q2                    | 15                         | 1                            | 276,786                  | 10.6%         | 9,703,549                          | 145,830,027                        | 7,757,528                          | 116,639,712                        | 11,436,045                              | 11,433,149                | 171,774,027                        |
| 2012Q3                    | 25                         | 0                            | -                        | 10.3%         | 3,831,601                          | 95,790,017                         | 3,064,642                          | 76,616,046                         | 5,527,334                               | 5,488,716                 | 137,217,890                        |
| 2012Q4                    | 38                         | 2                            | 1,382,899                | 10.0%         | 10,430,151                         | 397,728,646                        | 8,335,098                          | 318,116,617                        | 13,067,256                              | 13,006,581                | 495,632,976                        |
| 2013Q1                    | 5                          | 0                            | -                        | 9.7%          | 9,607,233                          | 48,036,167                         | 7,684,185                          | 38,420,926                         | 12,084,431                              | 12,021,441                | 60,107,205                         |
| 2013Q2                    | 30                         | 0                            | -                        | 9.4%          | 3,995,544                          | 119,866,326                        | 3,222,256                          | 96,667,682                         | 3,495,287                               | 3,505,919                 | 105,177,576                        |
| 2013Q3                    | 26                         | 1                            | 2,127,253                | 9.1%          | 2,117,577                          | 57,184,261                         | 1,691,912                          | 46,116,955                         | 4,455,939                               | 4,421,377                 | 117,083,065                        |
| 2013Q4                    | 8                          | 0                            | -                        | 8.9%          | 4,260,734                          | 34,085,870                         | 3,436,121                          | 27,488,971                         | 4,753,638                               | 4,736,409                 | 37,891,274                         |
| 2014Q1                    | 17                         | 2                            | 959,711                  | 8.6%          | 5,899,230                          | 101,246,616                        | 4,746,581                          | 81,651,587                         | 8,290,705                               | 8,236,632                 | 140,982,448                        |
| 2014Q2                    | 24                         | 1                            | 1,553,019                | 8.3%          | 3,408,220                          | 83,350,291                         | 2,598,961                          | 63,928,073                         | 5,930,748                               | 5,887,752                 | 142,859,064                        |
| 2014Q3                    | 20                         | 0                            | -                        | 8.0%          | 7,978,200                          | 159,564,009                        | 6,119,127                          | 122,382,533                        | 9,468,494                               | 9,453,159                 | 189,063,175                        |
| 2014Q4                    | 19                         | 0                            | -                        | 7.7%          | 5,363,848                          | 101,913,106                        | 4,113,968                          | 78,165,396                         | 6,430,284                               | 6,399,674                 | 121,593,815                        |
| 2015Q1                    | 26                         | 1                            | 167,134                  | 7.4%          | 4,221,283                          | 109,920,498                        | 3,236,145                          | 84,306,912                         | 4,884,063                               | 4,861,448                 | 126,564,778                        |
| 2015Q2                    | 31                         | 0                            | -                        | 7.2%          | 6,970,603                          | 216,088,701                        | 4,914,322                          | 152,343,974                        | 8,587,212                               | 8,546,209                 | 264,932,492                        |
| 2015Q3                    | 16                         | 0                            | -                        | 6.9%          | 4,576,341                          | 73,221,452                         | 3,226,351                          | 51,621,612                         | 3,947,029                               | 3,940,234                 | 63,043,741                         |
| 2015Q4                    | 19                         | 1                            | 1,081,327                | 6.6%          | 4,684,387                          | 90,084,685                         | 3,285,736                          | 63,510,303                         | 5,434,949                               | 5,421,399                 | 104,087,911                        |
| 2016Q1                    | 18                         | 0                            | -                        | 6.3%          | 4,027,700                          | 72,498,597                         | 2,839,555                          | 51,111,994                         | 5,282,919                               | 5,258,192                 | 94,647,463                         |
| 2016Q2                    | 35                         | 0                            | -                        | 6.0%          | 5,275,261                          | 184,634,126                        | 3,457,591                          | 121,015,668                        | 5,018,648                               | 5,002,653                 | 175,092,859                        |
| 2016Q3                    | 22                         | 0                            | -                        | 5.7%          | 3,169,357                          | 69,725,861                         | 2,077,308                          | 45,700,770                         | 5,195,586                               | 5,169,298                 | 113,724,550                        |
| 2016Q4                    | 14                         | 1                            | 61,720                   | 5.4%          | 6,431,923                          | 90,108,644                         | 4,214,189                          | 59,060,359                         | 6,412,416                               | 6,419,802                 | 89,938,941                         |
| 2017Q1                    | 19                         | 0                            | -                        | 5.1%          | 4,961,663                          | 94,271,593                         | 3,252,047                          | 61,788,902                         | 5,799,985                               | 5,786,059                 | 109,935,115                        |
| 2017Q2                    | 28                         | 1                            | 4,649                    | 4.8%          | 4,024,972                          | 112,703,858                        | 2,349,507                          | 65,790,840                         | 5,508,064                               | 5,490,898                 | 153,749,787                        |
| 2017Q3                    | 17                         | 0                            | -                        | 4.5%          | 5,149,059                          | 87,534,011                         | 3,005,762                          | 51,097,950                         | 5,658,509                               | 5,646,605                 | 95,992,292                         |
| 2017Q4                    | 11                         | 0                            | -                        | 4.2%          | 7,618,078                          | 83,798,856                         | 4,447,050                          | 48,917,555                         | 7,222,406                               | 7,209,432                 | 79,303,755                         |
| 2018Q1                    | 15                         | 0                            | -                        | 3.9%          | 5,464,543                          | 81,968,149                         | 3,189,925                          | 47,848,880                         | 5,348,961                               | 5,367,928                 | 80,518,919                         |
| 2018Q2                    | 15                         | 0                            | -                        | 3.6%          | 4,169,587                          | 62,543,807                         | 2,273,857                          | 34,107,851                         | 5,912,679                               | 5,904,226                 | 88,563,392                         |
| 2018Q3                    | 17                         | 2                            | 273,549                  | 3.3%          | 2,368,001                          | 40,529,560                         | 1,284,058                          | 22,102,527                         | 5,684,780                               | 5,672,747                 | 96,710,245                         |
| 2018Q4                    | 20                         | 0                            | -                        | 3.0%          | 6,427,863                          | 128,557,267                        | 3,505,393                          | 70,107,855                         | 6,257,184                               | 6,266,801                 | 125,336,019                        |
| 2019Q1                    | 19                         | 0                            | -                        | 2.7%          | 6,016,429                          | 114,312,142                        | 3,281,019                          | 62,339,370                         | 6,056,379                               | 6,064,103                 | 115,217,964                        |
| 2019Q2                    | 25                         | 0                            | -                        | 2.4%          | 4,455,756                          | 111,393,896                        | 2,633,409                          | 65,835,235                         | 5,973,636                               | 5,973,799                 | 149,344,964                        |
| 2019Q3                    | 10                         | 0                            | -                        | 2.1%          | 2,702,280                          | 27,022,805                         | 1,597,083                          | 15,970,827                         | 5,951,678                               | 5,951,974                 | 59,519,739                         |
| 2019Q4                    | 41                         | 0                            | -                        | 1.8%          | 7,059,715                          | 289,448,296                        | 4,172,383                          | 171,067,692                        | 6,077,428                               | 6,097,311                 | 249,989,742                        |
| 2020Q1                    | 30                         | 0                            | -                        | 1.5%          | 3,073,167                          | 92,194,999                         | 1,816,281                          | 54,488,438                         | 5,973,524                               | 5,990,333                 | 179,709,994                        |
| 2020Q2                    | 23                         | 0                            | -                        | 1.2%          | 4,077,050                          | 93,772,146                         | 3,441,416                          | 79,152,577                         | 5,949,748                               | 5,967,657                 | 137,256,118                        |
| 2020Q3                    | 13                         | 0                            | -                        | 0.9%          | 4,071,266                          | 52,926,461                         | 3,436,535                          | 44,674,949                         | 5,893,882                               | 5,901,766                 | 76,722,957                         |
| 2020Q4                    | 33                         | 0                            | -                        | 0.6%          | 4,177,720                          | 137,864,771                        | 3,526,392                          | 116,370,932                        | 5,965,477                               | 5,972,835                 | 197,103,569                        |
| 2021Q1                    | 31                         | 0                            | -                        | 0.3%          | 4,037,086                          | 125,149,678                        | 3,407,683                          | 105,638,188                        |   | 5,964,999                 | 184,914,954                        |
| <b>Total</b>              | <b>797</b>                 | <b>13</b>                    | <b>7,888,047</b>         |               |                                    | <b>4,033,681,037</b>               |                                    | <b>2,849,729,963</b>               |   |                           | <b>4,987,317,314</b>               |

Sources:

- (2) - (4) Provided by MIF
- (5) Based on Virginia Birth Fund patterns
- (6) [Exhibit 4, Page 2 Total - Col (4)] / Col (5) / Col (2)
- (7) [Col (6) x Col (2)] + Col (4)
- (8) [Col (9) - Col (4)] / Col (2)
- (9) From Exhibit 6, Page 1, Col (10); allocated based on Col (7)
- (10) From Pinnacle analysis as of 12/31/2020
- (11) Selected severity for currently living participants (based on Col (6), Col (8) and prior selected severity)
- (12) [Col (11) x Col (2)] + Col (4)

**New York State Department of Health**  
**Quarterly Analysis of New York Medical Indemnity Fund**  
**Participant Profile**  
**As of March 31, 2021**

Exhibit 7  
Page 1

| Row | Paid Benefits   |                    |          | Incurred to Date | Estimate of         |                                  |
|-----|-----------------|--------------------|----------|------------------|---------------------|----------------------------------|
|     | Current Quarter | Cumulative To Date | Medicaid |                  | Current Annual Paid | Cumulative Incurred in 12 Months |
| 1   | 5,916           | 227,194            | -        | 227,194          | 25,965              | 253,159                          |
| 2   | 276             | 114,280            | 35,221   | 149,501          | 15,737              | 165,238                          |
| 3   | 33,243          | 682,743            | -        | 682,743          | 75,860              | 758,604                          |
| 4   | -               | 276,786            | 1,631    | 278,416          | 123,741             | 278,416                          |
| 5   | 18,300          | 1,235,595          | -        | 1,235,595        | 133,578             | 1,369,173                        |
| 6   | 8,454           | 349,932            | -        | 349,932          | 38,881              | 388,813                          |
| 7   | -               | 280                | -        | 280              | 32                  | 312                              |
| 8   | 149,485         | 4,518,055          | -        | 4,518,055        | 502,006             | 5,020,061                        |
| 9   | -               | 3,595              | 8,946    | 12,541           | 1,320               | 13,861                           |
| 10  | 800             | 17,091             | -        | 17,091           | 1,899               | 18,990                           |
| 11  | 9,392           | 264,273            | 7,885    | 272,159          | 28,648              | 300,807                          |
| 12  | -               | 3,497              | -        | 3,497            | 389                 | 3,886                            |
| 13  | -               | 41,693             | 11,723   | 53,416           | 5,935               | 59,351                           |
| 14  | 8,210           | 213,045            | -        | 213,045          | 23,672              | 236,717                          |
| 15  | 1,595           | 23,445             | 1,853    | 25,298           | 2,735               | 28,033                           |
| 16  | 7,553           | 144,001            | 10,875   | 154,876          | 16,303              | 171,179                          |
| 17  | 325             | 104,883            | -        | 104,883          | 11,339              | 116,221                          |
| 18  | 12,848          | 190,490            | -        | 190,490          | 20,052              | 210,541                          |
| 19  | -               | 1,965,087          | -        | 1,965,087        | 224,581             | 2,189,668                        |
| 20  | 186             | 292,575            | -        | 292,575          | 33,437              | 326,012                          |
| 21  | 14,488          | 470,945            | 25,289   | 496,233          | 55,137              | 551,370                          |
| 22  | 787             | 2,187              | 8,025    | 10,212           | 1,104               | 11,316                           |
| 23  | -               | -                  | -        | -                | -                   | -                                |
| 24  | 1,385           | 33,480             | 10,565   | 44,045           | 4,894               | 48,939                           |
| 25  | 5,515           | 288,634            | -        | 288,634          | 32,987              | 321,620                          |
| 26  | -               | -                  | 6,530    | 6,530            | 706                 | 7,236                            |
| 27  | 3,013           | 289,873            | -        | 289,873          | 33,128              | 323,002                          |
| 28  | -               | 9,660              | -        | 9,660            | 1,073               | 10,733                           |
| 29  | 131,815         | 3,445,526          | 3,057    | 3,448,584        | 383,176             | 3,831,760                        |
| 30  | -               | 51,849             | -        | 51,849           | 5,926               | 57,775                           |
| 31  | -               | 12,297             | -        | 12,297           | 1,405               | 13,702                           |
| 32  | 2,553           | 59,359             | -        | 59,359           | 6,784               | 66,143                           |
| 33  | -               | -                  | 147      | 147              | 16                  | 164                              |
| 34  | 10,891          | 132,763            | 9,231    | 141,995          | 14,947              | 156,941                          |
| 35  | 21,470          | 718,307            | -        | 718,307          | 82,092              | 800,399                          |
| 36  | 2,283           | 91,997             | -        | 91,997           | 9,946               | 101,943                          |
| 37  | -               | 9,319              | -        | 9,319            | 1,065               | 10,384                           |
| 38  | 1,006,148       | 2,635,907          | 65,793   | 2,701,701        | 300,189             | 3,001,890                        |
| 39  | -               | 145,395            | -        | 145,395          | 16,617              | 162,012                          |
| 40  | 45,416          | 302,738            | -        | 302,738          | 34,599              | 337,336                          |
| 41  | 11,703          | 158,156            | -        | 158,156          | 16,648              | 174,804                          |
| 42  | -               | 28,500             | -        | 28,500           | 3,257               | 31,757                           |
| 43  | 137             | 38,716             | -        | 38,716           | 4,425               | 43,141                           |
| 44  | 2,956           | 118,948            | -        | 118,948          | 12,859              | 131,808                          |
| 45  | 1,255           | 28,558             | -        | 28,558           | 3,087               | 31,646                           |
| 46  | -               | 108,731            | 4,130    | 112,861          | 11,880              | 124,741                          |
| 47  | 371             | 7,065              | -        | 7,065            | 764                 | 7,829                            |
| 48  | 11,707          | 347,169            | -        | 347,169          | 37,532              | 384,700                          |
| 49  | 24,433          | 121,947            | -        | 121,947          | 13,937              | 135,883                          |
| 50  | 2,333           | 184,919            | -        | 184,919          | 21,134              | 206,052                          |
| 51  | 26,608          | 717,785            | -        | 717,785          | 82,033              | 799,818                          |
| 52  | 15,303          | 723,534            | 50,146   | 773,680          | 81,440              | 855,120                          |
| 53  | 207             | 11,858             | -        | 11,858           | 1,282               | 13,140                           |
| 54  | 1,147           | 117,721            | -        | 117,721          | 13,454              | 131,175                          |
| 55  | 34,559          | 962,980            | 22,702   | 985,681          | 103,756             | 1,089,437                        |
| 56  | 848             | 40,804             | -        | 40,804           | 4,295               | 45,099                           |
| 57  | 114,442         | 1,961,940          | 38,552   | 2,000,492        | 222,277             | 2,222,768                        |
| 58  | -               | 309                | -        | 309              | 34                  | 344                              |
| 59  | -               | 291                | -        | 291              | 33                  | 325                              |
| 60  | 154,375         | 3,078,538          | -        | 3,078,538        | 351,833             | 3,430,371                        |
| 61  | -               | 1,702,879          | -        | 1,702,879        | 200,339             | 1,903,218                        |
| 62  | 413,907         | 2,791,208          | -        | 2,791,208        | 328,377             | 3,119,586                        |
| 63  | -               | -                  | -        | -                | -                   | -                                |
| 64  | 317             | 19,887             | -        | 19,887           | 2,273               | 22,160                           |
| 65  | 21,165          | 263,056            | -        | 263,056          | 30,948              | 294,003                          |
| 66  | 37,996          | 385,029            | -        | 385,029          | 45,298              | 430,327                          |
| 67  | 2,400           | 52,800             | -        | 52,800           | 6,212               | 59,012                           |
| 68  | -               | 322,022            | -        | 322,022          | 107,341             | 322,022                          |
| 69  | 131,268         | 1,895,714          | -        | 1,895,714        | 223,025             | 2,118,739                        |
| 70  | 448,994         | 2,411,208          | -        | 2,411,208        | 283,672             | 2,694,880                        |
| 71  | 69,937          | 1,625,348          | -        | 1,625,348        | 191,217             | 1,816,565                        |
| 72  | 61,291          | 1,863,718          | -        | 1,863,718        | 219,261             | 2,082,979                        |
| 73  | 6,911           | 69,765             | -        | 69,765           | 7,973               | 77,739                           |
| 74  | 11,464          | 432,494            | -        | 432,494          | 49,428              | 481,922                          |
| 75  | -               | 1,060,878          | -        | 1,060,878        | 212,176             | 1,060,878                        |



**New York State Department of Health**  
**Quarterly Analysis of New York Medical Indemnity Fund**  
**Participant Profile**  
**As of March 31, 2021**

Exhibit 7  
Page 2

| Row | Paid Benefits   |                    |          | Incurred to Date | Current Annual Paid | Estimate of Cumulative Incurred in 12 Months |
|-----|-----------------|--------------------|----------|------------------|---------------------|--|
|     | Current Quarter | Cumulative To Date | Medicaid |                  |                     |  |
| 76  | -               | 15,729             | -        | 15,729           | 1,851               | 17,580                                       |
| 77  | 675             | 235,800            | -        | 235,800          | 27,741              | 263,541                                      |
| 78  | -               | 34,494             | -        | 34,494           | 4,058               | 38,552                                       |
| 79  | 1,910           | 101,395            | -        | 101,395          | 11,929              | 113,324                                      |
| 80  | 48,568          | 1,985,206          | -        | 1,985,206        | 233,554             | 2,218,760                                    |
| 81  | 24,888          | 444,117            | -        | 444,117          | 52,249              | 496,366                                      |
| 82  | 138,308         | 2,947,130          | -        | 2,947,130        | 346,721             | 3,293,851                                    |
| 83  | 76,172          | 756,725            | -        | 756,725          | 89,026              | 845,751                                      |
| 84  | 40,963          | 726,292            | -        | 726,292          | 85,446              | 811,739                                      |
| 85  | 245,561         | 6,649,375          | -        | 6,649,375        | 782,279             | 7,431,654                                    |
| 86  | 8,647           | 784,122            | -        | 784,122          | 92,250              | 876,372                                      |
| 87  | 84,353          | 3,671,611          | -        | 3,671,611        | 431,954             | 4,103,566                                    |
| 88  | 514             | 6,679              | -        | 6,679            | 786                 | 7,465  |
| 89  | 59,958          | 188,052            | -        | 188,052          | 22,124              | 210,176                                      |
| 90  | -               | 24,964             | -        | 24,964           | 2,937               | 27,901                                       |
| 91  | 33,842          | 268,607            | -        | 268,607          | 31,601              | 300,208                                      |
| 92  | -               | 6,635              | -        | 6,635            | 781                 | 7,416  |
| 93  | 6,195           | 29,254             | -        | 29,254           | 3,442               | 32,695                                       |
| 94  | -               | 99,188             | -        | 99,188           | 11,669              | 110,858                                      |
| 95  | 101,206         | 2,588,388          | -        | 2,588,388        | 304,516             | 2,892,904                                    |
| 96  | 2,416           | 74,471             | -        | 74,471           | 8,761               | 83,233                                       |
| 97  | 24,083          | 221,561            | -        | 221,561          | 26,066              | 247,627                                      |
| 98  | 26,007          | 202,739            | -        | 202,739          | 23,852              | 226,591                                      |
| 99  | 4,165           | 288,828            | -        | 288,828          | 33,980              | 322,808                                      |
| 100 | -               | 9,497              | -        | 9,497            | 1,117               | 10,614                                       |
| 101 | 1,164           | 16,473             | -        | 16,473           | 1,938               | 18,411                                       |
| 102 | 55,558          | 832,719            | -        | 832,719          | 97,967              | 930,686                                      |
| 103 | 10,432          | 542,884            | -        | 542,884          | 63,869              | 606,753                                      |
| 104 | 103,528         | 1,898,929          | -        | 1,898,929        | 230,173             | 2,129,102                                    |
| 105 | -               | 1,835              | -        | 1,835            | 222                 | 2,057  |
| 106 | 44,835          | 1,464,768          | -        | 1,464,768        | 177,548             | 1,642,316                                    |
| 107 | 39,931          | 704,793            | -        | 704,793          | 85,429              | 790,223                                      |
| 108 | 44,266          | 251,868            | -        | 251,868          | 30,530              | 282,398                                      |
| 109 | -               | 37,475             | -        | 37,475           | 4,684               | 42,159                                       |
| 110 | 1,440           | 45,297             | -        | 45,297           | 5,662               | 50,959                                       |
| 111 | 242,766         | 1,978,212          | -        | 1,978,212        | 247,276             | 2,225,488                                    |
| 112 | 400             | 21,418             | -        | 21,418           | 2,677               | 24,096                                       |
| 113 | 545             | 146,080            | -        | 146,080          | 18,260              | 164,340                                      |
| 114 | 5,880           | 53,036             | -        | 53,036           | 6,629               | 59,665                                       |
| 115 | 5,814           | 129,400            | -        | 129,400          | 16,175              | 145,575                                      |
| 116 | 872             | 65,425             | -        | 65,425           | 8,178               | 73,603                                       |
| 117 | 1,302           | 27,631             | -        | 27,631           | 3,454               | 31,084                                       |
| 118 | 475             | 3,451              | -        | 3,451            | 431                 | 3,882  |
| 119 | -               | -                  | -        | -                | -                   | -  |
| 120 | 14,400          | 711,009            | -        | 711,009          | 88,876              | 799,885                                      |
| 121 | -               | -                  | -        | -                | -                   | -  |
| 122 | -               | 9,517              | -        | 9,517            | 1,190               | 10,707                                       |
| 123 | 72,950          | 94,703             | -        | 94,703           | 11,838              | 106,541                                      |
| 124 | 52              | 705                | -        | 705              | 88                  | 793  |
| 125 | -               | 200                | -        | 200              | 25                  | 225  |
| 126 | 1,000           | 33,318             | -        | 33,318           | 4,165               | 37,482                                       |
| 127 | 97,979          | 756,052            | -        | 756,052          | 94,507              | 850,559                                      |
| 128 | 142,023         | 782,565            | -        | 782,565          | 97,821              | 880,385                                      |
| 129 | 337,890         | 3,369,317          | -        | 3,369,317        | 421,165             | 3,790,481                                    |
| 130 | -               | -                  | -        | -                | -                   | -  |
| 131 | 645             | 19,993             | -        | 19,993           | 2,499               | 22,493                                       |
| 132 | -               | 1,679              | -        | 1,679            | 210                 | 1,889  |
| 133 | -               | 15,206             | -        | 15,206           | 1,901               | 17,107                                       |
| 134 | 2,772           | 54,217             | -        | 54,217           | 6,777               | 60,994                                       |
| 135 | -               | 1,938              | -        | 1,938            | 242                 | 2,181  |
| 136 | 249,306         | 1,876,724          | -        | 1,876,724        | 234,590             | 2,111,314                                    |
| 137 | 2,623           | 257,607            | -        | 257,607          | 32,201              | 289,808                                      |
| 138 | -               | -                  | -        | -                | -                   | -  |
| 139 | 423             | 96,750             | -        | 96,750           | 12,484              | 109,234                                      |
| 140 | 9,220           | 282,841            | -        | 282,841          | 36,496              | 319,336                                      |
| 141 | 125             | 10,333             | -        | 10,333           | 1,333               | 11,667                                       |
| 142 | 4,451           | 168,532            | -        | 168,532          | 21,746              | 190,278                                      |
| 143 | -               | 10,043             | -        | 10,043           | 1,296               | 11,339                                       |
| 144 | 1,583           | 1,822              | -        | 1,822            | 235                 | 2,057  |
| 145 | 825             | 119,777            | -        | 119,777          | 15,455              | 135,232                                      |
| 146 | 49,360          | 453,644            | -        | 453,644          | 58,535              | 512,178                                      |
| 147 | 182             | 138,722            | -        | 138,722          | 17,900              | 156,622                                      |
| 148 | -               | 862                | -        | 862              | 111                 | 974  |
| 149 | 407             | 18,108             | -        | 18,108           | 2,337               | 20,445                                       |
| 150 | -               | -                  | -        | -                | -                   | -  |

**New York State Department of Health**  
**Quarterly Analysis of New York Medical Indemnity Fund**  
**Participant Profile**  
**As of March 31, 2021**

| Row | Paid Benefits<br>Current<br>Quarter | Cumulative<br>To Date | Medicaid | Incurred<br>to Date | Current<br>Annual Paid | Estimate of<br>Cumulative Incurred<br>in 12 Months |
|-----|-------------------------------------|-----------------------|----------|---------------------|------------------------|--|
| 151 | 15,096                              | 361,188               | -        | 361,188             | 46,605                 | 407,793  |
| 152 | 7,111                               | 42,015                | -        | 42,015              | 5,421                  | 47,436   |
| 153 | -                                   | 1,510                 | -        | 1,510               | 195                    | 1,705  |
| 154 | 8,604                               | 805,888               | -        | 805,888             | 103,985                | 909,873  |
| 155 | 1,032                               | 188,217               | -        | 188,217             | 24,286                 | 212,503  |
| 156 | 163                                 | 31,667                | -        | 31,667              | 4,086                  | 35,753   |
| 157 | 1,285                               | 345,403               | -        | 345,403             | 44,568                 | 389,971  |
| 158 | 704                                 | 108,640               | -        | 108,640             | 14,018                 | 122,658  |
| 159 | -                                   | 2,127,253             | -        | 2,127,253           | 567,267                | 2,127,253  |
| 160 | 57,250                              | 1,196,148             | -        | 1,196,148           | 154,342                | 1,350,489  |
| 161 | 605                                 | 4,509                 | -        | 4,509               | 582                    | 5,091  |
| 162 | 6,074                               | 52,096                | -        | 52,096              | 6,722                  | 58,818   |
| 163 | 2,211                               | 19,576                | -        | 19,576              | 2,526                  | 22,102   |
| 164 | -                                   | 42,943                | -        | 42,943              | 5,541                  | 48,484   |
| 165 | -                                   | 4,510                 | -        | 4,510               | 582                    | 5,092  |
| 166 | 22,525                              | 711,690               | -        | 711,690             | 94,892                 | 806,582  |
| 167 | 430                                 | 25,252                | -        | 25,252              | 3,367                  | 28,618   |
| 168 | 100                                 | 7,988                 | -        | 7,988               | 1,065                  | 9,053  |
| 169 | 14,788                              | 34,881                | -        | 34,881              | 4,651                  | 39,532   |
| 170 | 150,691                             | 1,954,268             | -        | 1,954,268           | 260,569                | 2,214,837  |
| 171 | -                                   | 11,688                | -        | 11,688              | 1,558                  | 13,247   |
| 172 | -                                   | 1,104                 | -        | 1,104               | 147                    | 1,251  |
| 173 | 1,295                               | 51,165                | -        | 51,165              | 6,822                  | 57,987   |
| 174 | -                                   | 904,976               | -        | 904,976             | 190,521                | 904,976  |
| 175 | -                                   | 54,735                | -        | 54,735              | 27,367                 | 54,735   |
| 176 | 51,689                              | 1,802,177             | -        | 1,802,177           | 248,576                | 2,050,753  |
| 177 | 565                                 | 5,911                 | -        | 5,911               | 815                    | 6,727  |
| 178 | -                                   | 2,297                 | -        | 2,297               | 317                    | 2,614  |
| 179 | 40,580                              | 862,442               | -        | 862,442             | 118,958                | 981,400  |
| 180 | -                                   | 373                   | -        | 373                 | 51                     | 424  |
| 181 | 33,837                              | 377,073               | -        | 377,073             | 52,010                 | 429,083  |
| 182 | 326                                 | 17,790                | -        | 17,790              | 2,454                  | 20,244   |
| 183 | 1,265                               | 117,430               | -        | 117,430             | 16,197                 | 133,627  |
| 184 | 610                                 | 1,690                 | -        | 1,690               | 233                    | 1,923  |
| 185 | -                                   | -                     | -        | -                   | -                      | -  |
| 186 | 173,168                             | 3,184,120             | -        | 3,184,120           | 439,189                | 3,623,309  |
| 187 | -                                   | 539,873               | -        | 539,873             | 74,465                 | 614,338  |
| 188 | 670                                 | 66,514                | -        | 66,514              | 9,174                  | 75,688   |
| 189 | 17,774                              | 444,555               | -        | 444,555             | 61,318                 | 505,873  |
| 190 | 405                                 | 49,577                | -        | 49,577              | 6,838                  | 56,415   |
| 191 | 4,566                               | 417,739               | -        | 417,739             | 57,619                 | 475,359  |
| 192 | -                                   | 3,597                 | -        | 3,597               | 496                    | 4,093  |
| 193 | -                                   | 1,910                 | -        | 1,910               | 273                    | 2,182  |
| 194 | 17,766                              | 590,489               | -        | 590,489             | 84,356                 | 674,844  |
| 195 | -                                   | -                     | -        | -                   | -                      | -  |
| 196 | -                                   | 13,187                | -        | 13,187              | 1,884                  | 15,071   |
| 197 | -                                   | 1,553,019             | -        | 1,553,019           | 310,604                | 1,553,019  |
| 198 | -                                   | 105                   | -        | 105                 | 15                     | 120  |
| 199 | -                                   | -                     | -        | -                   | -                      | -  |
| 200 | 432                                 | 23,637                | -        | 23,637              | 3,377                  | 27,013   |
| 201 | -                                   | 15,509                | -        | 15,509              | 2,216                  | 17,725   |
| 202 | 17,414                              | 305,540               | -        | 305,540             | 43,649                 | 349,189  |
| 203 | -                                   | 30,603                | -        | 30,603              | 4,372                  | 34,975   |
| 204 | 15,451                              | 590,818               | -        | 590,818             | 84,403                 | 675,220  |
| 205 | -                                   | 28,448                | -        | 28,448              | 4,064                  | 32,511   |
| 206 | 6,184                               | 241,562               | -        | 241,562             | 34,509                 | 276,071  |
| 207 | 140                                 | 140                   | -        | 140                 | 20                     | 160  |
| 208 | 33,417                              | 375,388               | -        | 375,388             | 53,627                 | 429,015  |
| 209 | -                                   | 37,295                | -        | 37,295              | 5,328                  | 42,622   |
| 210 | 677                                 | 123,143               | -        | 123,143             | 17,592                 | 140,735  |
| 211 | 31,708                              | 919,304               | -        | 919,304             | 131,329                | 1,050,633  |
| 212 | 20,258                              | 371,787               | -        | 371,787             | 53,112                 | 424,899  |
| 213 | 28,076                              | 612,404               | -        | 612,404             | 87,486                 | 699,890  |
| 214 | 10,425                              | 178,111               | -        | 178,111             | 25,444                 | 203,556  |
| 215 | -                                   | 1,663                 | -        | 1,663               | 238                    | 1,900  |
| 216 | 36,124                              | 1,002,079             | -        | 1,002,079           | 143,154                | 1,145,233  |
| 217 | 9,596                               | 717,282               | -        | 717,282             | 102,469                | 819,751  |
| 218 | -                                   | 8,351                 | -        | 8,351               | 1,237                  | 9,589  |
| 219 | 52,189                              | 844,125               | -        | 844,125             | 125,056                | 969,181  |
| 220 | -                                   | 13,793                | -        | 13,793              | 2,043                  | 15,836   |
| 221 | 254,638                             | 2,944,358             | -        | 2,944,358           | 436,201                | 3,380,559  |
| 222 | 12,848                              | 359,749               | -        | 359,749             | 53,296                 | 413,045  |
| 223 | -                                   | 9,942                 | -        | 9,942               | 1,473                  | 11,414   |
| 224 | -                                   | 1,726                 | -        | 1,726               | 256                    | 1,982  |
| 225 | 1,830                               | 10,754                | -        | 10,754              | 1,593                  | 12,348   |

**New York State Department of Health**  
**Quarterly Analysis of New York Medical Indemnity Fund**  
**Participant Profile**  
**As of March 31, 2021**

| Row | Paid Benefits<br>Current<br>Quarter | Cumulative<br>To Date | Medicaid | Incurred<br>to Date | Current<br>Annual Paid | Estimate of<br>Cumulative Incurred<br>in 12 Months |
|-----|-------------------------------------|-----------------------|----------|---------------------|------------------------|--|
| 226 | 659,272                             | 1,107,317             | -        | 1,107,317           | 164,047                | 1,271,364  |
| 227 | 1,452                               | 9,759                 | -        | 9,759               | 1,446                  | 11,205   |
| 228 | 12,456                              | 59,646                | -        | 59,646              | 8,836                  | 68,483   |
| 229 | 17,656                              | 500,330               | -        | 500,330             | 74,123                 | 574,453  |
| 230 | 4,727                               | 12,989                | -        | 12,989              | 1,924                  | 14,913   |
| 231 | -                                   | 14,116                | -        | 14,116              | 2,091                  | 16,207   |
| 232 | 6,675                               | 94,959                | -        | 94,959              | 14,068                 | 109,027  |
| 233 | -                                   | -                     | -        | -                   | -                      | -  |
| 234 | 119                                 | 94,606                | -        | 94,606              | 14,016                 | 108,621  |
| 235 | 7,865                               | 287,336               | -        | 287,336             | 42,568                 | 329,904  |
| 236 | -                                   | 221                   | -        | 221                 | 33                     | 254  |
| 237 | 225,000                             | 5,517,851             | -        | 5,517,851           | 817,459                | 6,335,311  |
| 238 | -                                   | -                     | -        | -                   | -                      | -  |
| 239 | 362                                 | 6,393                 | -        | 6,393               | 983                    | 7,376  |
| 240 | -                                   | 10,444                | -        | 10,444              | 1,607                  | 12,051   |
| 241 | 14,273                              | 174,810               | -        | 174,810             | 26,894                 | 201,704  |
| 242 | 95,225                              | 1,826,253             | -        | 1,826,253           | 280,962                | 2,107,215  |
| 243 | 22,572                              | 539,381               | -        | 539,381             | 82,982                 | 622,362  |
| 244 | 5,420                               | 449,305               | -        | 449,305             | 69,124                 | 518,428  |
| 245 | 60,448                              | 820,102               | -        | 820,102             | 126,169                | 946,271  |
| 246 | -                                   | 3,386                 | -        | 3,386               | 521                    | 3,907  |
| 247 | 8,068                               | 144,501               | -        | 144,501             | 22,231                 | 166,732  |
| 248 | -                                   | 295                   | -        | 295                 | 45                     | 340  |
| 249 | 300                                 | 18,753                | -        | 18,753              | 2,885                  | 21,639   |
| 250 | 134,128                             | 1,718,682             | -        | 1,718,682           | 264,413                | 1,983,095  |
| 251 | 45,865                              | 620,264               | -        | 620,264             | 95,425                 | 715,689  |
| 252 | 25,909                              | 570,763               | -        | 570,763             | 87,810                 | 658,573  |
| 253 | 3,739                               | 20,454                | -        | 20,454              | 3,147                  | 23,601   |
| 254 | 672                                 | 10,214                | -        | 10,214              | 1,571                  | 11,785   |
| 255 | 7,781                               | 359,640               | -        | 359,640             | 55,329                 | 414,969  |
| 256 | -                                   | -                     | -        | -                   | -                      | -  |
| 257 | -                                   | 167,134               | -        | 167,134             | 51,426                 | 167,134  |
| 258 | 15,278                              | 90,560                | -        | 90,560              | 14,490                 | 105,049  |
| 259 | 44,617                              | 564,233               | -        | 564,233             | 90,277                 | 654,511  |
| 260 | -                                   | -                     | -        | -                   | -                      | -  |
| 261 | 20,629                              | 452,909               | -        | 452,909             | 72,465                 | 525,374  |
| 262 | -                                   | 6,000                 | -        | 6,000               | 960                    | 6,960  |
| 263 | 481                                 | 47,845                | -        | 47,845              | 7,655                  | 55,500   |
| 264 | -                                   | 2,708                 | -        | 2,708               | 433                    | 3,142  |
| 265 | -                                   | 964                   | -        | 964                 | 154                    | 1,118  |
| 266 | -                                   | 3,324                 | -        | 3,324               | 532                    | 3,855  |
| 267 | -                                   | 4,044                 | -        | 4,044               | 647                    | 4,691  |
| 268 | 6,480                               | 124,720               | -        | 124,720             | 19,955                 | 144,675  |
| 269 | 11,140                              | 22,261                | -        | 22,261              | 3,562                  | 25,823   |
| 270 | 645                                 | 23,728                | -        | 23,728              | 3,796                  | 27,525   |
| 271 | 74,954                              | 1,376,073             | -        | 1,376,073           | 220,172                | 1,596,245  |
| 272 | 77,556                              | 1,494,137             | -        | 1,494,137           | 239,062                | 1,733,199  |
| 273 | 17,522                              | 316,794               | -        | 316,794             | 50,687                 | 367,481  |
| 274 | 11,439                              | 221,918               | -        | 221,918             | 35,507                 | 257,425  |
| 275 | 19,769                              | 344,594               | -        | 344,594             | 55,135                 | 399,729  |
| 276 | 39,090                              | 878,124               | -        | 878,124             | 140,500                | 1,018,624  |
| 277 | 43,268                              | 544,965               | -        | 544,965             | 87,194                 | 632,160  |
| 278 | 10,637                              | 105,574               | -        | 105,574             | 16,892                 | 122,466  |
| 279 | -                                   | 175                   | -        | 175                 | 28                     | 203  |
| 280 | -                                   | 2,862                 | -        | 2,862               | 458                    | 3,320  |
| 281 | 10,936                              | 461,739               | -        | 461,739             | 73,878                 | 535,617  |
| 282 | 30,484                              | 313,189               | -        | 313,189             | 50,110                 | 363,299  |
| 283 | -                                   | 147,489               | -        | 147,489             | 23,598                 | 171,087  |
| 284 | 24,503                              | 923,479               | -        | 923,479             | 153,913                | 1,077,392  |
| 285 | 5,200                               | 60,943                | -        | 60,943              | 10,157                 | 71,100   |
| 286 | -                                   | -                     | -        | -                   | -                      | -  |
| 287 | -                                   | 1,259                 | -        | 1,259               | 210                    | 1,469  |
| 288 | 1,060                               | 11,592                | -        | 11,592              | 1,932                  | 13,524   |
| 289 | 10,509                              | 113,696               | -        | 113,696             | 18,949                 | 132,645  |
| 290 | 30                                  | 2,300                 | -        | 2,300               | 383                    | 2,683  |
| 291 | 243,904                             | 3,241,742             | -        | 3,241,742           | 540,290                | 3,782,032  |
| 292 | -                                   | 6,555                 | -        | 6,555               | 1,092                  | 7,647  |
| 293 | 38,957                              | 383,421               | -        | 383,421             | 63,904                 | 447,325  |
| 294 | 2,354                               | 25,753                | -        | 25,753              | 4,292                  | 30,045   |
| 295 | 225,000                             | 6,040,412             | -        | 6,040,412           | 1,006,735              | 7,047,148  |
| 296 | 62,457                              | 1,072,909             | -        | 1,072,909           | 178,818                | 1,251,727  |
| 297 | 30,575                              | 259,180               | -        | 259,180             | 43,197                 | 302,376  |
| 298 | 13,540                              | 118,326               | -        | 118,326             | 19,721                 | 138,047  |
| 299 | 4,535                               | 377,772               | -        | 377,772             | 62,962                 | 440,734  |
| 300 | -                                   | -                     | -        | -                   | -                      | -  |

New York State Department of Health  
 Quarterly Analysis of New York Medical Indemnity Fund  
 Participant Profile  
 As of March 31, 2021

Exhibit 7  
 Page 5

| Row | Paid Benefits<br>Current<br>Quarter | Cumulative<br>To Date | Medicaid | Incurred<br>to Date | Current<br>Annual Paid | Estimate of<br>Cumulative Incurred<br>in 12 Months |
|-----|-------------------------------------|-----------------------|----------|---------------------|------------------------|--|
| 301 | 22,737                              | 590,461               | -        | 590,461             | 98,410                 | 688,871  |
| 302 | -                                   | 247                   | -        | 247                 | 41                     | 288  |
| 303 | 12,020                              | 23,532                | -        | 23,532              | 3,922                  | 27,454   |
| 304 | -                                   | 122                   | -        | 122                 | 20                     | 142  |
| 305 | -                                   | -                     | -        | -                   | -                      | -  |
| 306 | 640                                 | 7,775                 | -        | 7,775               | 1,296                  | 9,071  |
| 307 | -                                   | 812                   | -        | 812                 | 135                    | 947  |
| 308 | 310                                 | 6,348                 | -        | 6,348               | 1,058                  | 7,406  |
| 309 | 81,430                              | 390,240               | -        | 390,240             | 65,040                 | 455,280  |
| 310 | 450                                 | 44,481                | -        | 44,481              | 7,414                  | 51,895   |
| 311 | 30                                  | 2,653                 | -        | 2,653               | 442                    | 3,096  |
| 312 | 9,133                               | 10,033                | -        | 10,033              | 1,672                  | 11,705   |
| 313 | 27,003                              | 595,946               | -        | 595,946             | 99,324                 | 695,270  |
| 314 | 5,401                               | 30,447                | -        | 30,447              | 5,074                  | 35,521   |
| 315 | 62,743                              | 115,632               | -        | 115,632             | 20,110                 | 135,742  |
| 316 | 42,200                              | 248,392               | -        | 248,392             | 43,199                 | 291,590  |
| 317 | 6,342                               | 308,778               | -        | 308,778             | 53,700                 | 362,478  |
| 318 | 1,712                               | 7,673                 | -        | 7,673               | 1,335                  | 9,008  |
| 319 | 6,441                               | 70,128                | -        | 70,128              | 12,196                 | 82,324   |
| 320 | 29,080                              | 243,443               | -        | 243,443             | 42,338                 | 285,781  |
| 321 | 132,987                             | 2,333,998             | -        | 2,333,998           | 405,913                | 2,739,911  |
| 322 | 10,725                              | 340,544               | -        | 340,544             | 59,225                 | 399,769  |
| 323 | 422                                 | 42,897                | -        | 42,897              | 7,460                  | 50,358   |
| 324 | -                                   | 1,923                 | -        | 1,923               | 334                    | 2,257  |
| 325 | 3,140                               | 23,168                | -        | 23,168              | 4,029                  | 27,197   |
| 326 | 42,986                              | 408,606               | -        | 408,606             | 71,062                 | 479,667  |
| 327 | 4,762                               | 5,239                 | -        | 5,239               | 911                    | 6,150  |
| 328 | -                                   | 448,696               | -        | 448,696             | 78,034                 | 526,730  |
| 329 | -                                   | -                     | -        | -                   | -                      | -  |
| 330 | 5,829                               | 67,797                | -        | 67,797              | 11,791                 | 79,588   |
| 331 | -                                   | 38,207                | -        | 38,207              | 6,947                  | 45,154   |
| 332 | -                                   | 8,706                 | -        | 8,706               | 1,583                  | 10,288   |
| 333 | 8,727                               | 117,452               | -        | 117,452             | 21,355                 | 138,807  |
| 334 | 76,446                              | 897,702               | -        | 897,702             | 163,219                | 1,060,921  |
| 335 | -                                   | 15,403                | -        | 15,403              | 2,801                  | 18,204   |
| 336 | 63,414                              | 631,328               | -        | 631,328             | 114,787                | 746,115  |
| 337 | 11,236                              | 185,480               | -        | 185,480             | 33,724                 | 219,203  |
| 338 | -                                   | 562                   | -        | 562                 | 102                    | 664  |
| 339 | 965                                 | 20,854                | -        | 20,854              | 3,792                  | 24,646   |
| 340 | -                                   | 1,381                 | -        | 1,381               | 251                    | 1,632  |
| 341 | 7,852                               | 17,464                | -        | 17,464              | 3,175                  | 20,640   |
| 342 | 68                                  | 2,903                 | -        | 2,903               | 528                    | 3,431  |
| 343 | 2,032                               | 5,715                 | -        | 5,715               | 1,039                  | 6,754  |
| 344 | 1,658                               | 1,081,327             | -        | 1,081,327           | 227,648                | 1,081,327  |
| 345 | 18,107                              | 20,750                | -        | 20,750              | 3,773                  | 24,523   |
| 346 | 618                                 | 10,029                | -        | 10,029              | 1,823                  | 11,852   |
| 347 | 53,510                              | 1,060,567             | -        | 1,060,567           | 192,830                | 1,253,397  |
| 348 | 1,355                               | 43,370                | -        | 43,370              | 7,885                  | 51,255   |
| 349 | 308                                 | 233,312               | -        | 233,312             | 42,420                 | 275,732  |
| 350 | 236,997                             | 2,039,425             | -        | 2,039,425           | 370,805                | 2,410,230  |
| 351 | 4,324                               | 319,149               | -        | 319,149             | 60,790                 | 379,939  |
| 352 | 687                                 | 40,285                | -        | 40,285              | 7,673                  | 47,958   |
| 353 | -                                   | -                     | -        | -                   | -                      | -  |
| 354 | -                                   | 1,366                 | -        | 1,366               | 260                    | 1,627  |
| 355 | -                                   | 17,506                | -        | 17,506              | 3,334                  | 20,840   |
| 356 | -                                   | 73,754                | -        | 73,754              | 14,048                 | 87,802   |
| 357 | 584                                 | 3,164                 | -        | 3,164               | 603                    | 3,766  |
| 358 | 36,726                              | 735,984               | -        | 735,984             | 140,187                | 876,171  |
| 359 | 10,115                              | 711,685               | -        | 711,685             | 135,559                | 847,244  |
| 360 | -                                   | 903                   | -        | 903                 | 172                    | 1,075  |
| 361 | 15,383                              | 460,475               | -        | 460,475             | 87,709                 | 548,184  |
| 362 | 41,589                              | 490,328               | -        | 490,328             | 93,396                 | 583,723  |
| 363 | -                                   | 172,633               | -        | 172,633             | 32,882                 | 205,515  |
| 364 | 3,150                               | 70,047                | -        | 70,047              | 13,342                 | 83,389   |
| 365 | 12,921                              | 70,893                | -        | 70,893              | 13,503                 | 84,397   |
| 366 | 47,808                              | 620,303               | -        | 620,303             | 118,153                | 738,456  |
| 367 | 45,001                              | 299,734               | -        | 299,734             | 57,092                 | 356,826  |
| 368 | 3,255                               | 136,890               | -        | 136,890             | 26,074                 | 162,964  |
| 369 | -                                   | -                     | -        | -                   | -                      | -  |
| 370 | -                                   | 36,312                | -        | 36,312              | 7,262                  | 43,574   |
| 371 | -                                   | 614                   | -        | 614                 | 123                    | 737  |
| 372 | -                                   | -                     | -        | -                   | -                      | -  |
| 373 | 319                                 | 8,295                 | -        | 8,295               | 1,659                  | 9,954  |
| 374 | 430                                 | 75,187                | -        | 75,187              | 15,037                 | 90,225   |
| 375 | -                                   | 5,905                 | -        | 5,905               | 1,181                  | 7,087  |

New York State Department of Health  
 Quarterly Analysis of New York Medical Indemnity Fund  
 Participant Profile  
 As of March 31, 2021

| Row | Paid Benefits<br>Current<br>Quarter | Cumulative<br>To Date | Medicaid | Incurred<br>to Date | Current<br>Annual Paid | Estimate of<br>Cumulative Incurred<br>in 12 Months |
|-----|-------------------------------------|-----------------------|----------|---------------------|------------------------|--|
| 376 | 2,742                               | 33,808                | -        | 33,808              | 6,762                  | 40,570   |
| 377 | 474                                 | 119,974               | -        | 119,974             | 23,995                 | 143,969  |
| 378 | 914                                 | 9,550                 | -        | 9,550               | 1,910                  | 11,460   |
| 379 | -                                   | 359                   | -        | 359                 | 72                     | 430  |
| 380 | 717                                 | 47,759                | -        | 47,759              | 9,552                  | 57,311   |
| 381 | 584                                 | 11,697                | -        | 11,697              | 2,339                  | 14,036   |
| 382 | 2,700                               | 24,956                | -        | 24,956              | 4,991                  | 29,948   |
| 383 | 140,329                             | 1,786,054             | -        | 1,786,054           | 357,211                | 2,143,265  |
| 384 | 6,441                               | 202,663               | -        | 202,663             | 40,533                 | 243,196  |
| 385 | 8,703                               | 165,750               | -        | 165,750             | 33,150                 | 198,900  |
| 386 | 45,280                              | 663,844               | -        | 663,844             | 132,769                | 796,612  |
| 387 | 180                                 | 52,285                | -        | 52,285              | 10,457                 | 62,742   |
| 388 | -                                   | 4,664                 | -        | 4,664               | 933                    | 5,597  |
| 389 | 24,923                              | 381,418               | -        | 381,418             | 76,284                 | 457,702  |
| 390 | 11,907                              | 91,282                | -        | 91,282              | 18,256                 | 109,539  |
| 391 | -                                   | -                     | -        | -                   | -                      | -  |
| 392 | 130                                 | 22,040                | -        | 22,040              | 4,408                  | 26,448   |
| 393 | 69,617                              | 1,395,993             | -        | 1,395,993           | 279,199                | 1,675,191  |
| 394 | 95,726                              | 1,640,563             | -        | 1,640,563           | 328,113                | 1,968,675  |
| 395 | 50,252                              | 1,166,914             | -        | 1,166,914           | 233,383                | 1,400,296  |
| 396 | 1,972                               | 55,820                | -        | 55,820              | 11,164                 | 66,984   |
| 397 | -                                   | 17,527                | -        | 17,527              | 3,505                  | 21,033   |
| 398 | -                                   | 9,271                 | -        | 9,271               | 1,854                  | 11,125   |
| 399 | 9,792                               | 248,806               | -        | 248,806             | 49,761                 | 298,567  |
| 400 | -                                   | -                     | -        | -                   | -                      | -  |
| 401 | 121,693                             | 1,861,897             | -        | 1,861,897           | 372,379                | 2,234,277  |
| 402 | -                                   | 8,555                 | -        | 8,555               | 1,711                  | 10,266   |
| 403 | 19,079                              | 130,925               | -        | 130,925             | 26,185                 | 157,110  |
| 404 | -                                   | 4,842                 | -        | 4,842               | 1,019                  | 5,861  |
| 405 | -                                   | 20                    | -        | 20                  | 4                      | 24   |
| 406 | -                                   | 22,006                | -        | 22,006              | 4,633                  | 26,638   |
| 407 | 204                                 | 230,558               | -        | 230,558             | 48,538                 | 279,096  |
| 408 | -                                   | -                     | -        | -                   | -                      | -  |
| 409 | 10,782                              | 30,392                | -        | 30,392              | 6,398                  | 36,790   |
| 410 | 2,525                               | 148,871               | -        | 148,871             | 31,341                 | 180,212  |
| 411 | -                                   | -                     | -        | -                   | -                      | -  |
| 412 | 3,201                               | 63,024                | -        | 63,024              | 13,268                 | 76,292   |
| 413 | -                                   | 3,580                 | -        | 3,580               | 754                    | 4,334  |
| 414 | 898                                 | 58,070                | -        | 58,070              | 12,225                 | 70,296   |
| 415 | 435                                 | 12,756                | -        | 12,756              | 2,686                  | 15,442   |
| 416 | -                                   | 89                    | -        | 89                  | 19                     | 108  |
| 417 | -                                   | 118                   | -        | 118                 | 25                     | 143  |
| 418 | 151,074                             | 3,023,958             | -        | 3,023,958           | 636,623                | 3,660,580  |
| 419 | -                                   | 1,072                 | -        | 1,072               | 226                    | 1,298  |
| 420 | -                                   | -                     | -        | -                   | -                      | -  |
| 421 | -                                   | 2,967                 | -        | 2,967               | 625                    | 3,592  |
| 422 | -                                   | 3,881                 | -        | 3,881               | 817                    | 4,698  |
| 423 | 1,128                               | 45,940                | -        | 45,940              | 9,672                  | 55,612   |
| 424 | 188                                 | 1,262                 | -        | 1,262               | 266                    | 1,528  |
| 425 | 9,153                               | 46,007                | -        | 46,007              | 9,686                  | 55,693   |
| 426 | 135,004                             | 1,902,474             | -        | 1,902,474           | 422,772                | 2,325,246  |
| 427 | 240,024                             | 625,608               | -        | 625,608             | 139,024                | 764,631  |
| 428 | 10,698                              | 415,503               | -        | 415,503             | 92,334                 | 507,837  |
| 429 | 183,399                             | 579,594               | -        | 579,594             | 128,799                | 708,392  |
| 430 | -                                   | 8,562                 | -        | 8,562               | 1,903                  | 10,465   |
| 431 | -                                   | 61,720                | -        | 61,720              | 61,720                 | 61,720   |
| 432 | -                                   | -                     | -        | -                   | -                      | -  |
| 433 | 2,450                               | 30,494                | -        | 30,494              | 6,777                  | 37,271   |
| 434 | 380                                 | 64,613                | -        | 64,613              | 14,359                 | 78,972   |
| 435 | 8,711                               | 312,501               | -        | 312,501             | 69,445                 | 381,946  |
| 436 | 33,515                              | 329,348               | -        | 329,348             | 73,188                 | 402,536  |
| 437 | -                                   | 72,264                | -        | 72,264              | 16,059                 | 88,323   |
| 438 | -                                   | -                     | -        | -                   | -                      | -  |
| 439 | 9,753                               | 83,597                | -        | 83,597              | 18,577                 | 102,174  |
| 440 | 8,854                               | 87,409                | -        | 87,409              | 19,424                 | 106,833  |
| 441 | 14,999                              | 180,330               | -        | 180,330             | 42,431                 | 222,761  |
| 442 | 84,303                              | 688,681               | -        | 688,681             | 162,043                | 850,724  |
| 443 | 3,180                               | 74,621                | -        | 74,621              | 17,558                 | 92,179   |
| 444 | -                                   | 5,517                 | -        | 5,517               | 1,298                  | 6,815  |
| 445 | 72,511                              | 1,305,148             | -        | 1,305,148           | 307,094                | 1,612,242  |
| 446 | 22,584                              | 183,539               | -        | 183,539             | 43,186                 | 226,724  |
| 447 | -                                   | -                     | -        | -                   | -                      | -  |
| 448 | -                                   | -                     | -        | -                   | -                      | -  |
| 449 | 1,215                               | 33,683                | -        | 33,683              | 7,925                  | 41,608   |
| 450 | 94,084                              | 1,171,913             | -        | 1,171,913           | 275,744                | 1,447,657  |

New York State Department of Health  
 Quarterly Analysis of New York Medical Indemnity Fund  
 Participant Profile  
 As of March 31, 2021

| Row | Paid Benefits<br>Current<br>Quarter | Cumulative<br>To Date | Medicaid | Incurred<br>to Date | Current<br>Annual Paid | Estimate of<br>Cumulative Incurred<br>in 12 Months |
|-----|-------------------------------------|-----------------------|----------|---------------------|------------------------|--|
| 451 | -                                   | 18,613                | -        | 18,613              | 4,380                  | 22,992   |
| 452 | 5,678                               | 210,463               | -        | 210,463             | 49,521                 | 259,984  |
| 453 | -                                   | 11,375                | -        | 11,375              | 2,676                  | 14,052   |
| 454 | 350                                 | 7,127                 | -        | 7,127               | 1,677                  | 8,804  |
| 455 | 66,701                              | 438,294               | -        | 438,294             | 103,128                | 541,422  |
| 456 | 2,007                               | 30,648                | -        | 30,648              | 7,211                  | 37,860   |
| 457 | 300                                 | 1,375                 | -        | 1,375               | 324                    | 1,699  |
| 458 | -                                   | -                     | -        | -                   | -                      | -  |
| 459 | 5,640                               | 87,005                | -        | 87,005              | 20,472                 | 107,476  |
| 460 | 3,174                               | 11,514                | -        | 11,514              | 2,879                  | 14,393   |
| 461 | -                                   | 2,568                 | -        | 2,568               | 642                    | 3,210  |
| 462 | 1,722                               | 57,377                | -        | 57,377              | 14,344                 | 71,721   |
| 463 | -                                   | 2,569                 | -        | 2,569               | 642                    | 3,211  |
| 464 | 149,485                             | 2,204,374             | -        | 2,204,374           | 551,094                | 2,755,468  |
| 465 | 1,750                               | 15,582                | -        | 15,582              | 3,896                  | 19,478   |
| 466 | -                                   | 4,649                 | -        | 4,649               | 3,720                  | 4,649  |
| 467 | -                                   | 19,226                | -        | 19,226              | 4,806                  | 24,032   |
| 468 | 7,649                               | 122,193               | -        | 122,193             | 30,548                 | 152,741  |
| 469 | -                                   | 2,394                 | -        | 2,394               | 598                    | 2,992  |
| 470 | 360                                 | 18,744                | -        | 18,744              | 4,686                  | 23,430   |
| 471 | 102,964                             | 1,161,766             | -        | 1,161,766           | 290,441                | 1,452,207  |
| 472 | 19,677                              | 58,452                | -        | 58,452              | 14,613                 | 73,065   |
| 473 | 7,934                               | 391,380               | -        | 391,380             | 97,845                 | 489,225  |
| 474 | 268                                 | 26,012                | -        | 26,012              | 6,503                  | 32,515   |
| 475 | 37,868                              | 490,152               | -        | 490,152             | 122,538                | 612,690  |
| 476 | -                                   | -                     | -        | -                   | -                      | -  |
| 477 | -                                   | 8,569                 | -        | 8,569               | 2,142                  | 10,711   |
| 478 | 602                                 | 5,906                 | -        | 5,906               | 1,476                  | 7,382  |
| 479 | -                                   | 47,317                | -        | 47,317              | 11,829                 | 59,146   |
| 480 | 889                                 | 26,990                | -        | 26,990              | 6,747                  | 33,737   |
| 481 | 3,466                               | 296,479               | -        | 296,479             | 74,120                 | 370,599  |
| 482 | -                                   | -                     | -        | -                   | -                      | -  |
| 483 | -                                   | 1,956                 | -        | 1,956               | 489                    | 2,445  |
| 484 | -                                   | -                     | -        | -                   | -                      | -  |
| 485 | -                                   | 1,186                 | -        | 1,186               | 297                    | 1,483  |
| 486 | 363                                 | 6,498                 | -        | 6,498               | 1,625                  | 8,123  |
| 487 | 452                                 | 10,209                | -        | 10,209              | 2,552                  | 12,761   |
| 488 | 8,108                               | 20,880                | -        | 20,880              | 5,220                  | 26,100   |
| 489 | -                                   | -                     | -        | -                   | -                      | -  |
| 490 | -                                   | 38,384                | -        | 38,384              | 10,236                 | 48,620   |
| 491 | 15,937                              | 678,969               | -        | 678,969             | 181,058                | 860,027  |
| 492 | -                                   | -                     | -        | -                   | -                      | -  |
| 493 | 569                                 | 188,267               | -        | 188,267             | 50,205                 | 238,472  |
| 494 | -                                   | -                     | -        | -                   | -                      | -  |
| 495 | -                                   | -                     | -        | -                   | -                      | -  |
| 496 | 202                                 | 6,106                 | -        | 6,106               | 1,628                  | 7,734  |
| 497 | 12,174                              | 113,753               | -        | 113,753             | 30,334                 | 144,087  |
| 498 | 162,596                             | 1,751,423             | -        | 1,751,423           | 467,046                | 2,218,469  |
| 499 | 41,084                              | 393,507               | -        | 393,507             | 104,935                | 498,442  |
| 500 | 827                                 | 40,796                | -        | 40,796              | 10,879                 | 51,675   |
| 501 | -                                   | -                     | -        | -                   | -                      | -  |
| 502 | 27,213                              | 295,591               | -        | 295,591             | 78,824                 | 374,415  |
| 503 | -                                   | -                     | -        | -                   | -                      | -  |
| 504 | -                                   | 893                   | -        | 893                 | 238                    | 1,131  |
| 505 | 9,503                               | 134,707               | -        | 134,707             | 35,922                 | 170,629  |
| 506 | 1,043                               | 11,073                | -        | 11,073              | 3,164                  | 14,237   |
| 507 | 31,521                              | 729,553               | -        | 729,553             | 208,444                | 937,997  |
| 508 | -                                   | 70                    | -        | 70                  | 20                     | 90   |
| 509 | -                                   | 6,008                 | -        | 6,008               | 1,717                  | 7,725  |
| 510 | 13,289                              | 177,598               | -        | 177,598             | 50,742                 | 228,340  |
| 511 | 1,045                               | 47,370                | -        | 47,370              | 13,534                 | 60,905   |
| 512 | 2,600                               | 36,155                | -        | 36,155              | 10,330                 | 46,485   |
| 513 | 101,422                             | 1,989,968             | -        | 1,989,968           | 568,562                | 2,558,530  |
| 514 | -                                   | 4,322                 | -        | 4,322               | 1,235                  | 5,557  |
| 515 | -                                   | 50,769                | -        | 50,769              | 14,505                 | 65,275   |
| 516 | 64,558                              | 220,782               | -        | 220,782             | 63,081                 | 283,862  |
| 517 | 34,821                              | 55,717                | -        | 55,717              | 17,144                 | 72,861   |
| 518 | -                                   | -                     | -        | -                   | -                      | -  |
| 519 | 17,835                              | 163,822               | -        | 163,822             | 50,407                 | 214,229  |
| 520 | 1,550                               | 45,790                | -        | 45,790              | 14,089                 | 59,880   |
| 521 | 6,728                               | 14,573                | -        | 14,573              | 4,484                  | 19,057   |
| 522 | 13,234                              | 93,581                | -        | 93,581              | 28,794                 | 122,376  |
| 523 | -                                   | 3,669                 | -        | 3,669               | 1,129                  | 4,798  |
| 524 | 331,856                             | 651,713               | -        | 651,713             | 200,527                | 852,240  |
| 525 | 2,700                               | 60,679                | -        | 60,679              | 18,670                 | 79,350   |

New York State Department of Health  
 Quarterly Analysis of New York Medical Indemnity Fund  
 Participant Profile  
 As of March 31, 2021

| Row | Paid Benefits<br>Current<br>Quarter | Cumulative<br>To Date | Medicaid | Incurred<br>to Date | Current<br>Annual Paid | Estimate of<br>Cumulative Incurred<br>in 12 Months |
|-----|-------------------------------------|-----------------------|----------|---------------------|------------------------|--|
| 526 | -                                   | 697                   | -        | 697                 | 214                    | 911  |
| 527 | 631                                 | 1,904                 | -        | 1,904               | 586                    | 2,490  |
| 528 | 1,659                               | 6,193                 | -        | 6,193               | 1,906                  | 8,099  |
| 529 | 117,049                             | 1,250,559             | -        | 1,250,559           | 384,788                | 1,635,347  |
| 530 | 70,026                              | 624,074               | -        | 624,074             | 192,023                | 816,097  |
| 531 | -                                   | 7,986                 | -        | 7,986               | 2,457                  | 10,443   |
| 532 | -                                   | 1,017                 | -        | 1,017               | 339                    | 1,356  |
| 533 | 32,904                              | 275,891               | -        | 275,891             | 91,964                 | 367,855  |
| 534 | 11,900                              | 132,503               | -        | 132,503             | 44,168                 | 176,671  |
| 535 | -                                   | 31,601                | -        | 31,601              | 10,534                 | 42,135   |
| 536 | -                                   | 1,055                 | -        | 1,055               | 352                    | 1,406  |
| 537 | 5,611                               | 27,393                | -        | 27,393              | 9,131                  | 36,524   |
| 538 | 95,232                              | 624,433               | -        | 624,433             | 208,144                | 832,577  |
| 539 | 12,633                              | 461,935               | -        | 461,935             | 153,978                | 615,913  |
| 540 | 11,452                              | 168,389               | -        | 168,389             | 56,130                 | 224,518  |
| 541 | 10,461                              | 126,271               | -        | 126,271             | 42,090                 | 168,361  |
| 542 | 34,550                              | 197,793               | -        | 197,793             | 65,931                 | 263,725  |
| 543 | 10,564                              | 27,572                | -        | 27,572              | 9,191                  | 36,762   |
| 544 | -                                   | 8,905                 | -        | 8,905               | 2,968                  | 11,874   |
| 545 | -                                   | -                     | -        | -                   | -                      | -  |
| 546 | 861                                 | 6,150                 | -        | 6,150               | 2,050                  | 8,200  |
| 547 | 1,436                               | 1,436                 | -        | 1,436               | 522                    | 1,958  |
| 548 | 47,166                              | 61,498                | -        | 61,498              | 22,363                 | 83,861   |
| 549 | -                                   | -                     | -        | -                   | -                      | -  |
| 550 | 16,384                              | 55,914                | -        | 55,914              | 20,332                 | 76,247   |
| 551 | -                                   | 229                   | -        | 229                 | 83                     | 312  |
| 552 | -                                   | 74,028                | -        | 74,028              | 26,919                 | 100,948  |
| 553 | 4,400                               | 14,425                | -        | 14,425              | 5,246                  | 19,671   |
| 554 | 28,298                              | 465,423               | -        | 465,423             | 169,245                | 634,667  |
| 555 | 895                                 | 14,790                | -        | 14,790              | 5,378                  | 20,168   |
| 556 | 508                                 | 28,290                | -        | 28,290              | 10,287                 | 38,577   |
| 557 | 799                                 | 25,458                | -        | 25,458              | 9,258                  | 34,716   |
| 558 | 54                                  | 1,689                 | -        | 1,689               | 614                    | 2,303  |
| 559 | -                                   | 377                   | -        | 377                 | 137                    | 514  |
| 560 | 2,234                               | 23,109                | -        | 23,109              | 8,403                  | 31,513   |
| 561 | 3,734                               | 273,549               | -        | 273,549             | 109,420                | 273,549  |
| 562 | 50,545                              | 446,517               | -        | 446,517             | 162,370                | 608,887  |
| 563 | -                                   | 534                   | -        | 534                 | 194                    | 728  |
| 564 | -                                   | 880                   | -        | 880                 | 320                    | 1,200  |
| 565 | -                                   | -                     | -        | -                   | -                      | -  |
| 566 | 269                                 | 509                   | -        | 509                 | 203                    | 712  |
| 567 | -                                   | 2,318                 | -        | 2,318               | 927                    | 3,246  |
| 568 | 547                                 | 1,881                 | -        | 1,881               | 752                    | 2,633  |
| 569 | -                                   | 9,113                 | -        | 9,113               | 3,645                  | 12,758   |
| 570 | 23,245                              | 54,585                | -        | 54,585              | 21,834                 | 76,418   |
| 571 | 13,222                              | 111,486               | -        | 111,486             | 44,594                 | 156,080  |
| 572 | 137,831                             | 295,692               | -        | 295,692             | 118,277                | 413,969  |
| 573 | 521                                 | 879                   | -        | 879                 | 351                    | 1,230  |
| 574 | 24,330                              | 806,361               | -        | 806,361             | 322,544                | 1,128,905  |
| 575 | 3,577                               | 52,385                | -        | 52,385              | 20,954                 | 73,340   |
| 576 | -                                   | -                     | -        | -                   | -                      | -  |
| 577 | 248,310                             | 829,924               | -        | 829,924             | 331,970                | 1,161,893  |
| 578 | 10,595                              | 161,542               | -        | 161,542             | 64,617                 | 226,159  |
| 579 | -                                   | -                     | -        | -                   | -                      | -  |
| 580 | 6,552                               | 98,603                | -        | 98,603              | 39,441                 | 138,045  |
| 581 | 16,046                              | 63,547                | -        | 63,547              | 25,419                 | 88,965   |
| 582 | 808                                 | 3,542                 | -        | 3,542               | 1,417                  | 4,959  |
| 583 | 168                                 | 3,356                 | -        | 3,356               | 1,342                  | 4,698  |
| 584 | 95,709                              | 1,082,280             | -        | 1,082,280           | 432,912                | 1,515,192  |
| 585 | -                                   | 257                   | -        | 257                 | 103                    | 360  |
| 586 | 174,118                             | 872,103               | -        | 872,103             | 387,602                | 1,259,705  |
| 587 | -                                   | -                     | -        | -                   | -                      | -  |
| 588 | 500                                 | 4,452                 | -        | 4,452               | 1,979                  | 6,431  |
| 589 | -                                   | 335                   | -        | 335                 | 149                    | 484  |
| 590 | 11,928                              | 66,138                | -        | 66,138              | 29,395                 | 95,533   |
| 591 | 32,086                              | 227,206               | -        | 227,206             | 100,980                | 328,186  |
| 592 | 8,583                               | 31,491                | -        | 31,491              | 13,996                 | 45,487   |
| 593 | 149,485                             | 905,050               | -        | 905,050             | 402,244                | 1,307,294  |
| 594 | -                                   | -                     | -        | -                   | -                      | -  |
| 595 | 999                                 | 12,410                | -        | 12,410              | 5,516                  | 17,926   |
| 596 | -                                   | 3,739                 | -        | 3,739               | 1,662                  | 5,400  |
| 597 | 24,207                              | 197,149               | -        | 197,149             | 87,622                 | 284,770  |
| 598 | 14,708                              | 83,909                | -        | 83,909              | 37,293                 | 121,202  |
| 599 | 6,510                               | 291,529               | -        | 291,529             | 129,569                | 421,098  |
| 600 | 20,511                              | 48,359                | -        | 48,359              | 21,493                 | 69,852   |

**New York State Department of Health**  
**Quarterly Analysis of New York Medical Indemnity Fund**  
**Participant Profile**  
**As of March 31, 2021**

| Row | Paid Benefits<br>Current<br>Quarter | Cumulative<br>To Date | Medicaid | Incurred<br>to Date | Current<br>Annual Paid | Estimate of<br>Cumulative Incurred<br>in 12 Months |
|-----|-------------------------------------|-----------------------|----------|---------------------|------------------------|--|
| 601 | 16,871                              | 91,077                | -        | 91,077              | 40,478                 | 131,555  |
| 602 | 1,620                               | 9,458                 | -        | 9,458               | 4,203                  | 13,661   |
| 603 | 5,153                               | 23,433                | -        | 23,433              | 10,415                 | 33,848   |
| 604 | -                                   | -                     | -        | -                   | -                      | -  |
| 605 | 175                                 | 2,798                 | -        | 2,798               | 1,399                  | 4,196  |
| 606 | 3,109                               | 10,587                | -        | 10,587              | 5,294                  | 15,881   |
| 607 | 13,793                              | 105,713               | -        | 105,713             | 52,856                 | 158,569  |
| 608 | -                                   | 387,561               | -        | 387,561             | 193,780                | 581,341  |
| 609 | 99                                  | 7,270                 | -        | 7,270               | 3,635                  | 10,905   |
| 610 | -                                   | -                     | -        | -                   | -                      | -  |
| 611 | 2,220                               | 19,081                | -        | 19,081              | 9,540                  | 28,621   |
| 612 | -                                   | -                     | -        | -                   | -                      | -  |
| 613 | 40,414                              | 350,986               | -        | 350,986             | 175,493                | 526,479  |
| 614 | 10,975                              | 153,166               | -        | 153,166             | 76,583                 | 229,749  |
| 615 | 21,343                              | 107,303               | -        | 107,303             | 53,652                 | 160,955  |
| 616 | -                                   | -                     | -        | -                   | -                      | -  |
| 617 | 490                                 | 2,370                 | -        | 2,370               | 1,185                  | 3,554  |
| 618 | -                                   | 2,613                 | -        | 2,613               | 1,307                  | 3,920  |
| 619 | 3,536                               | 17,310                | -        | 17,310              | 8,655                  | 25,965   |
| 620 | 3,073                               | 17,044                | -        | 17,044              | 8,522                  | 25,566   |
| 621 | 63,459                              | 336,115               | -        | 336,115             | 168,057                | 504,172  |
| 622 | -                                   | 15,064                | -        | 15,064              | 7,532                  | 22,596   |
| 623 | 575                                 | 2,384                 | -        | 2,384               | 1,192                  | 3,576  |
| 624 | 12,588                              | 41,706                | -        | 41,706              | 20,853                 | 62,560   |
| 625 | 22,836                              | 57,789                | -        | 57,789              | 28,895                 | 86,684   |
| 626 | 32,830                              | 143,698               | -        | 143,698             | 71,849                 | 215,547  |
| 627 | 14,783                              | 163,066               | -        | 163,066             | 81,533                 | 244,599  |
| 628 | -                                   | 4,595                 | -        | 4,595               | 2,297                  | 6,892  |
| 629 | 106,264                             | 537,802               | -        | 537,802             | 268,901                | 806,703  |
| 630 | -                                   | -                     | -        | -                   | -                      | -  |
| 631 | 13,400                              | 25,040                | -        | 25,040              | 14,309                 | 39,349   |
| 632 | 31,680                              | 114,283               | -        | 114,283             | 65,305                 | 179,588  |
| 633 | -                                   | 1,027                 | -        | 1,027               | 587                    | 1,613  |
| 634 | 5,522                               | 8,343                 | -        | 8,343               | 4,767                  | 13,111   |
| 635 | 42,084                              | 232,814               | -        | 232,814             | 133,037                | 365,851  |
| 636 | 674                                 | 13,798                | -        | 13,798              | 7,885                  | 21,682   |
| 637 | 19,760                              | 93,760                | -        | 93,760              | 53,577                 | 147,337  |
| 638 | 3,137                               | 38,854                | -        | 38,854              | 22,202                 | 61,056   |
| 639 | 22                                  | 1,310                 | -        | 1,310               | 749                    | 2,059  |
| 640 | 122                                 | 618                   | -        | 618                 | 412                    | 1,029  |
| 641 | -                                   | -                     | -        | -                   | -                      | -  |
| 642 | -                                   | -                     | -        | -                   | -                      | -  |
| 643 | -                                   | -                     | -        | -                   | -                      | -  |
| 644 | 8,158                               | 49,370                | -        | 49,370              | 32,913                 | 82,283   |
| 645 | 13,400                              | 24,261                | -        | 24,261              | 16,174                 | 40,435   |
| 646 | -                                   | -                     | -        | -                   | -                      | -  |
| 647 | 64,940                              | 162,357               | -        | 162,357             | 108,238                | 270,595  |
| 648 | -                                   | 1,425                 | -        | 1,425               | 950                    | 2,375  |
| 649 | 529                                 | 869                   | -        | 869                 | 579                    | 1,449  |
| 650 | 26,253                              | 98,429                | -        | 98,429              | 65,619                 | 164,048  |
| 651 | 525                                 | 5,021                 | -        | 5,021               | 3,347                  | 8,368  |
| 652 | 474                                 | 474                   | -        | 474                 | 316                    | 789  |
| 653 | -                                   | -                     | -        | -                   | -                      | -  |
| 654 | 5,160                               | 33,203                | -        | 33,203              | 22,135                 | 55,338   |
| 655 | 66,929                              | 114,254               | -        | 114,254             | 76,169                 | 190,424  |
| 656 | 153,448                             | 820,163               | -        | 820,163             | 546,776                | 1,366,939  |
| 657 | -                                   | -                     | -        | -                   | -                      | -  |
| 658 | 18,641                              | 63,980                | -        | 63,980              | 42,653                 | 106,634  |
| 659 | 142,326                             | 833,403               | -        | 833,403             | 555,602                | 1,389,005  |
| 660 | -                                   | -                     | -        | -                   | -                      | -  |
| 661 | 2,303                               | 33,590                | -        | 33,590              | 22,393                 | 55,983   |
| 662 | -                                   | -                     | -        | -                   | -                      | -  |
| 663 | 6,548                               | 6,548                 | -        | 6,548               | 4,365                  | 10,913   |
| 664 | 57,228                              | 198,897               | -        | 198,897             | 132,598                | 331,495  |
| 665 | 60,389                              | 146,064               | -        | 146,064             | 97,376                 | 243,440  |
| 666 | 289,129                             | 1,566,311             | -        | 1,566,311           | 1,044,208              | 2,610,519  |
| 667 | 4,536                               | 17,820                | -        | 17,820              | 11,880                 | 29,700   |
| 668 | -                                   | 2,250                 | -        | 2,250               | 1,500                  | 3,750  |
| 669 | -                                   | -                     | -        | -                   | -                      | -  |
| 670 | 46,124                              | 203,000               | -        | 203,000             | 135,333                | 338,333  |
| 671 | 28,800                              | 30,000                | -        | 30,000              | 20,000                 | 50,000   |
| 672 | 24,180                              | 71,391                | -        | 71,391              | 47,594                 | 118,986  |
| 673 | 26,496                              | 93,657                | -        | 93,657              | 62,438                 | 156,095  |
| 674 | 39,167                              | 136,115               | -        | 136,115             | 90,743                 | 226,858  |
| 675 | 3,061                               | 10,203                | -        | 10,203              | 6,802                  | 17,005   |



New York State Department of Health  
 Quarterly Analysis of New York Medical Indemnity Fund  
 Participant Profile  
 As of March 31, 2021

| Row | Paid Benefits<br>Current<br>Quarter | Cumulative<br>To Date | Medicaid | Incurred<br>to Date | Current<br>Annual Paid | Estimate of<br>Cumulative Incurred<br>in 12 Months |
|-----|-------------------------------------|-----------------------|----------|---------------------|------------------------|--|
| 676 | -                                   | -                     | -        | -                   | -                      | -  |
| 677 | 19,487                              | 87,607                | -        | 87,607              | 58,404                 | 146,011  |
| 678 | 11,454                              | 27,752                | -        | 27,752              | 18,501                 | 46,253   |
| 679 | 1,993                               | 9,459                 | -        | 9,459               | 6,306                  | 15,765   |
| 680 | 12,997                              | 31,223                | -        | 31,223              | 20,815                 | 52,039   |
| 681 | 276,230                             | 278,881               | -        | 278,881             | 223,105                | 501,986  |
| 682 | -                                   | 305                   | -        | 305                 | 244                    | 549  |
| 683 | 67,051                              | 199,011               | -        | 199,011             | 159,208                | 358,219  |
| 684 | 225                                 | 4,810                 | -        | 4,810               | 3,848                  | 8,658  |
| 685 | 50,207                              | 51,460                | -        | 51,460              | 41,168                 | 92,627   |
| 686 | 3,625                               | 5,530                 | -        | 5,530               | 4,424                  | 9,954  |
| 687 | -                                   | 42,230                | -        | 42,230              | 33,784                 | 76,015   |
| 688 | 189                                 | 5,455                 | -        | 5,455               | 4,364                  | 9,819  |
| 689 | -                                   | -                     | -        | -                   | -                      | -  |
| 690 | -                                   | -                     | -        | -                   | -                      | -  |
| 691 | -                                   | -                     | -        | -                   | -                      | -  |
| 692 | 950                                 | 4,800                 | -        | 4,800               | 3,840                  | 8,640  |
| 693 | 19,033                              | 63,324                | -        | 63,324              | 50,660                 | 113,984  |
| 694 | 70,476                              | 126,555               | -        | 126,555             | 101,244                | 227,798  |
| 695 | 465                                 | 465                   | -        | 465                 | 372                    | 837  |
| 696 | 2,168                               | 6,952                 | -        | 6,952               | 5,562                  | 12,514   |
| 697 | 1,160                               | 1,160                 | -        | 1,160               | 928                    | 2,088  |
| 698 | 50,746                              | 136,472               | -        | 136,472             | 109,178                | 245,650  |
| 699 | -                                   | -                     | -        | -                   | -                      | -  |
| 700 | -                                   | -                     | -        | -                   | -                      | -  |
| 701 | 18,935                              | 55,707                | -        | 55,707              | 44,565                 | 100,272  |
| 702 | 4,269                               | 16,976                | -        | 16,976              | 13,581                 | 30,557   |
| 703 | -                                   | 173                   | -        | 173                 | 138                    | 311  |
| 704 | 2,438                               | 3,514                 | -        | 3,514               | 2,811                  | 6,325  |
| 705 | -                                   | -                     | -        | -                   | -                      | -  |
| 706 | 36,608                              | 148,201               | -        | 148,201             | 118,561                | 266,762  |
| 707 | 52,097                              | 97,160                | -        | 97,160              | 77,728                 | 174,888  |
| 708 | 26,174                              | 50,795                | -        | 50,795              | 40,636                 | 91,430   |
| 709 | -                                   | -                     | -        | -                   | -                      | -  |
| 710 | 220                                 | 1,614                 | -        | 1,614               | 1,291                  | 2,905  |
| 711 | 24,600                              | 56,809                | -        | 56,809              | 56,809                 | 113,618  |
| 712 | -                                   | -                     | -        | -                   | -                      | -  |
| 713 | 89,114                              | 249,435               | -        | 249,435             | 249,435                | 498,870  |
| 714 | 1,115                               | 4,590                 | -        | 4,590               | 4,590                  | 9,180  |
| 715 | 96,604                              | 247,197               | -        | 247,197             | 247,197                | 494,395  |
| 716 | -                                   | -                     | -        | -                   | -                      | -  |
| 717 | 1,638                               | 7,428                 | -        | 7,428               | 7,428                  | 14,855   |
| 718 | 7,200                               | 28,102                | -        | 28,102              | 28,102                 | 56,204   |
| 719 | 1,792                               | 5,632                 | -        | 5,632               | 5,632                  | 11,264   |
| 720 | 8,638                               | 27,438                | -        | 27,438              | 27,438                 | 54,876   |
| 721 | 9,248                               | 19,307                | -        | 19,307              | 19,307                 | 38,615   |
| 722 | -                                   | -                     | -        | -                   | -                      | -  |
| 723 | 172,786                             | 314,050               | -        | 314,050             | 314,050                | 628,099  |
| 724 | 2,326                               | 4,858                 | -        | 4,858               | 4,858                  | 9,715  |
| 725 | 8,670                               | 15,135                | -        | 15,135              | 15,135                 | 30,270   |
| 726 | -                                   | -                     | -        | -                   | -                      | -  |
| 727 | 648                                 | 1,335                 | -        | 1,335               | 1,335                  | 2,671  |
| 728 | -                                   | -                     | -        | -                   | -                      | -  |
| 729 | 16,120                              | 44,854                | -        | 44,854              | 44,854                 | 89,707   |
| 730 | 1,580                               | 1,580                 | -        | 1,580               | 1,580                  | 3,160  |
| 731 | -                                   | -                     | -        | -                   | -                      | -  |
| 732 | 34,213                              | 54,135                | -        | 54,135              | 54,135                 | 108,271  |
| 733 | -                                   | -                     | -        | -                   | -                      | -  |
| 734 | -                                   | -                     | -        | -                   | -                      | -  |
| 735 | -                                   | -                     | -        | -                   | -                      | -  |
| 736 | -                                   | -                     | -        | -                   | -                      | -  |
| 737 | 6,933                               | 8,393                 | -        | 8,393               | 11,190                 | 19,583   |
| 738 | 745                                 | 745                   | -        | 745                 | 994                    | 1,739  |
| 739 | -                                   | -                     | -        | -                   | -                      | -  |
| 740 | 11,950                              | 20,046                | -        | 20,046              | 26,727                 | 46,773   |
| 741 | 109                                 | 149                   | -        | 149                 | 198                    | 347  |
| 742 | -                                   | -                     | -        | -                   | -                      | -  |
| 743 | -                                   | -                     | -        | -                   | -                      | -  |
| 744 | 95,330                              | 96,320                | -        | 96,320              | 128,427                | 224,748  |
| 745 | -                                   | -                     | -        | -                   | -                      | -  |
| 746 | 268                                 | 268                   | -        | 268                 | 358                    | 626  |
| 747 | -                                   | -                     | -        | -                   | -                      | -  |
| 748 | -                                   | -                     | -        | -                   | -                      | -  |
| 749 | 3,571                               | 3,571                 | -        | 3,571               | 7,143                  | 10,714   |
| 750 | 1,889                               | 1,889                 | -        | 1,889               | 3,779                  | 5,668  |

New York State Department of Health  
 Quarterly Analysis of New York Medical Indemnity Fund  
 Participant Profile  
 As of March 31, 2021

| Row             | Paid Benefits<br>Current<br>Quarter | Cumulative<br>To Date | Medicaid       | Incurred<br>to Date | Current<br>Annual Paid | Estimate of<br>Cumulative Incurred<br>in 12 Months |
|-----------------|-------------------------------------|-----------------------|----------------|---------------------|------------------------|--|
| 751             | 1,394                               | 1,394                 | -              | 1,394               | 2,788                  | 4,182  |
| 752             | -                                   | -                     | -              | -                   | -                      | -  |
| 753             | -                                   | -                     | -              | -                   | -                      | -  |
| 754             | -                                   | -                     | -              | -                   | -                      | -  |
| 755             | -                                   | -                     | -              | -                   | -                      | -  |
| 756             | -                                   | -                     | -              | -                   | -                      | -  |
| 757             | -                                   | -                     | -              | -                   | -                      | -  |
| 758             | -                                   | -                     | -              | -                   | -                      | -  |
| 759             | -                                   | -                     | -              | -                   | -                      | -  |
| 760             | 5,901                               | 5,901                 | -              | 5,901               | 11,801                 | 17,702   |
| 761             | 2,700                               | 2,700                 | -              | 2,700               | 5,400                  | 8,100  |
| 762             | -                                   | -                     | -              | -                   | -                      | -  |
| 763             | -                                   | -                     | -              | -                   | -                      | -  |
| 764             | -                                   | -                     | -              | -                   | -                      | -  |
| 765             | -                                   | -                     | -              | -                   | -                      | -  |
| 766             | 1,011                               | 1,011                 | -              | 1,011               | 2,022                  | 3,032  |
| 767             | -                                   | -                     | -              | -                   | -                      | -  |
| 768             | 1,700                               | 1,700                 | -              | 1,700               | 3,400                  | 5,100  |
| 769             | -                                   | -                     | -              | -                   | -                      | -  |
| 770             | 308                                 | 308                   | -              | 308                 | 616                    | 924  |
| 771             | -                                   | -                     | -              | -                   | -                      | -  |
| 772             | -                                   | -                     | -              | -                   | -                      | -  |
| 773             | -                                   | -                     | -              | -                   | -                      | -  |
| 774             | 406                                 | 406                   | -              | 406                 | 812                    | 1,218  |
| 775             | -                                   | -                     | -              | -                   | -                      | -  |
| 776             | -                                   | -                     | -              | -                   | -                      | -  |
| 777             | -                                   | -                     | -              | -                   | -                      | -  |
| 778             | -                                   | -                     | -              | -                   | -                      | -  |
| 779             | 181,453                             | 181,662               | -              | 181,662             | 363,325                | 544,987  |
| 780             | -                                   | -                     | -              | -                   | -                      | -  |
| 781             | -                                   | -                     | -              | -                   | -                      | -  |
| 782             | -                                   | -                     | -              | -                   | -                      | -  |
| 783             | -                                   | -                     | -              | -                   | -                      | -  |
| 784             | -                                   | -                     | -              | -                   | -                      | -  |
| 785             | -                                   | -                     | -              | -                   | -                      | -  |
| 786             | -                                   | -                     | -              | -                   | -                      | -  |
| 787             | -                                   | -                     | -              | -                   | -                      | -  |
| 788             | -                                   | -                     | -              | -                   | -                      | -  |
| 789             | -                                   | -                     | -              | -                   | -                      | -  |
| 790             | -                                   | -                     | -              | -                   | -                      | -  |
| 791             | -                                   | -                     | -              | -                   | -                      | -  |
| 792             | -                                   | -                     | -              | -                   | -                      | -  |
| 793             | -                                   | -                     | -              | -                   | -                      | -  |
| 794             | -                                   | -                     | -              | -                   | -                      | -  |
| 795             | -                                   | -                     | -              | -                   | -                      | -  |
| 796             | -                                   | -                     | -              | -                   | -                      | -  |
| 797             | -                                   | -                     | -              | -                   | -                      | -  |
| 798             | -                                   | -                     | -              | -                   | -                      | -  |
| 799             | -                                   | -                     | -              | -                   | -                      | -  |
| 800             | -                                   | -                     | -              | -                   | -                      | -  |
| 801             | -                                   | -                     | -              | -                   | -                      | -  |
| 802             | -                                   | -                     | -              | -                   | -                      | -  |
| 803             | -                                   | -                     | -              | -                   | -                      | -  |
| 804             | -                                   | -                     | -              | -                   | -                      | -  |
| 805             | -                                   | -                     | -              | -                   | -                      | -  |
| 806             | -                                   | -                     | -              | -                   | -                      | -  |
| 807             | -                                   | -                     | -              | -                   | -                      | -  |
| 808             | -                                   | -                     | -              | -                   | -                      | -  |
| 809             | -                                   | -                     | -              | -                   | -                      | -  |
| 810             | -                                   | -                     | -              | -                   | -                      | -  |
| MedCare Invoice | -                                   | 5,037,116             | -              | 5,037,116           | -                      | -  |
| Vendor Invoice  | 973,762                             | 11,942,496            | -              | 11,942,496          | -                      | -  |
| UNKNOWN         | -                                   | 25,232                | -              | 25,232              | -                      | -  |
| <b>Total</b>    | <b>19,137,202</b>                   | <b>239,726,841</b>    | <b>322,301</b> | <b>240,049,142</b>  |                        |  |

**New York State Department of Health**  
**Quarterly Analysis of New York Medical Indemnity Fund**  
**Administrative Expense Summary**

Exhibit 8

|  | <u>Dollar Amount</u> | <u>Provider</u>            | <u>Basis</u>                |
|--|----------------------|----------------------------|-----------------------------|
| Prior Admin Expenses:<br>(before 9/1/17) | \$ 809.00            | Alicare                    | Per member per month (pmpm) |
| As of 9/1/17:                            | 666.00               | Alicare                    | Per member per month (pmpm) |
|  | 62.00                | PCG                        | Per member per month (pmpm) |
| As of 9/1/18:                            | 705.72               | PCG (Enrollment costs)     | Per member per month (pmpm) |
|  | 64.00                | PCG (TPA fees)             | Per member per month (pmpm) |
| As of 9/1/19:                            | 609.28               | PCG (Enrollment costs)     | Per member per month (pmpm) |
|  | 66.00                | PCG (TPA fees)             | Per member per month (pmpm) |
| As of 9/1/20:                            | 569.74               | PCG (Enrollment costs)     | Per member per month (pmpm) |
|  | 68.00                | PCG (TPA fees)             | Per member per month (pmpm) |
| As of 9/1/21:                            | 533.82               | PCG (Enrollment costs)     | Per member per month (pmpm) |
|  | 70.00                | PCG (TPA fees)             | Per member per month (pmpm) |
| Years after 9/1/17                       |                      |                            |                             |
| Year 1:                                  | 728.00               | <u>Fiscal Year Average</u> | <u>Fiscal Year</u>          |
| Year 2:                                  | 769.72               | 752.34                     | 2018/19                     |
| Year 3:                                  | 675.28               | 714.63                     | 2019/20                     |
| Year 4:                                  | 637.74               | 653.38                     | 2020/21                     |
| Year 5:                                  | 603.82               | 617.95                     | 2021/22                     |
| Average:                                 | 682.91               |                            |                             |

Administrative expense details provided by MIF

New York State Department of Health  
Benefit Payments Per Living Participant by Quarter  
By Category  
As of March 31, 2021

Payments Per Participant Summary

|  | 2016Q2       | 2016Q3       | 2016Q4       | 2017Q1       | 2017Q2* | 2017Q3* | 2020Q2        | 2020Q3        | 2020Q4        | 2021Q1        | Four Quarters<br>Prior to 2017Q2 | Most Recent<br>Four Quarters | % Change |
|--|--------------|--------------|--------------|--------------|---------|---------|---------------|---------------|---------------|---------------|----------------------------------|------------------------------|----------|
| Payments in Quarter                          | \$ 4,703,249 | \$ 5,435,722 | \$ 5,087,847 | \$ 5,873,047 |         |         | \$ 13,121,765 | \$ 14,245,228 | \$ 21,696,235 | \$ 19,137,202 | \$ 21,099,865                    | \$ 68,200,430                | 223.2%   |
| Number of Living Participants                | 400          | 422          | 437          | 455          |         |         | 721           | 734           | 766           | 797           |                                  |                              |          |
| Average Payments<br>Per Living Participant** | \$ 11,758    | \$ 12,881    | \$ 11,643    | \$ 12,908    |         |         | \$ 18,199     | \$ 19,408     | \$ 28,324     | \$ 24,012     | \$ 12,310                        | \$ 22,598                    | 83.6%    |
| <b>Average Payments per Participant</b>      |              |              |              |              |         |         |               |               |               |               |                                  |                              |          |
| Medical Treatment                            | \$ 628       | \$ 760       | \$ 562       | \$ 646       |         |         | \$ 633        | \$ 1,007      | \$ 1,183      | \$ 1,028      | 649                              | 963                          | 48.4%    |
| Hospital Based Care                          | 1,024        | 898          | 1,242        | 1,217        |         |         | 494           | 500           | 1,081         | 740           | 1,095                            | 704                          | -35.7%   |
| Surgical Care                                | 35           | 108          | 51           | 69           |         |         | 210           | 201           | 810           | 622           | 66                               | 461                          | 602.5%   |
| Nursing Care                                 | 6,005        | 7,036        | 5,783        | 5,996        |         |         | 10,114        | 10,818        | 15,415        | 14,044        | 6,205                            | 12,598                       | 103.0%   |
| Dental Care                                  | 24           | 29           | 29           | 21           |         |         | 2             | 15            | 71            | 18            | 25                               | 27                           | 4.4%     |
| Rehabilitation Care                          | 725          | 708          | 613          | 613          |         |         | 279           | 413           | 625           | 628           | 665                              | 486                          | -26.8%   |
| Custodial Care                               | 546          | 671          | 729          | 685          |         |         | 2,042         | 2,643         | 3,214         | 2,847         | 658                              | 2,686                        | 308.5%   |
| Durable Med Equip                            | 435          | 527          | 430          | 794          |         |         | 853           | 1,028         | 1,590         | 948           | 547                              | 1,105                        | 102.1%   |
| Other Health Care Costs                      | 31           | 37           | 22           | 20           |         |         | 854           | 1,072         | 1,249         | 1,098         | 27                               | 1,068                        | 3796.7%  |
| Home Modification†                           | 989          | 481          | 563          | 800          |         |         | 922           | 108           | 1,271         | 383           | 708                              | 671                          | -5.3%    |
| Vehicle Modifications†                       | 144          | 197          | 52           | 188          |         |         | 219           | 20            | 68            | 61            | 145                              | 92                           | -36.8%   |
| Prescription and Non-Prescriptive Drugs†     | 1,147        | 1,357        | 1,543        | 1,828        |         |         | 1,444         | 1,372         | 1,436         | 1,326         | 1,469                            | 1,395                        | -5.1%    |
| Assistive Technology†                        | 1            | -            | -            | -            |         |         | -             | 53            | 20            | 8             | 0                                | 20                           | 6399.7%  |
| Other Payments†                              | 25           | 70           | 24           | 31           |         |         | 132           | 158           | 290           | 262           | 37                               | 210                          | 461.7%   |

Source: MIF data provided by Alicare/PCG.

\*Payments from 2017Q2 and 2017Q3 excluded due to volatility as program changes were implemented

\*\*Payments calculated on a per living participant basis, not per participant receiving payments

†Categories not affected by Fair Health rates (as provided by MIF administration)