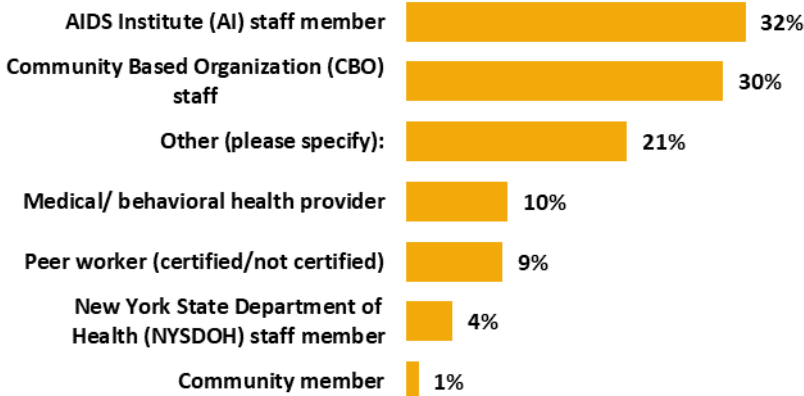


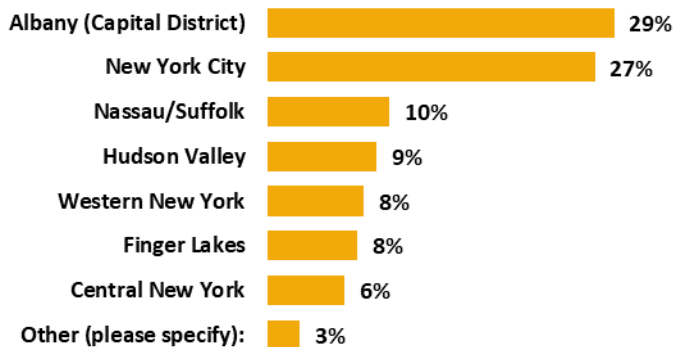
2023 World AIDS Day and Ending the Epidemic (ETE) Summit: Post-Event Evaluation Results

AIDS Institute and Community Based Organization staff were the most represented among respondents

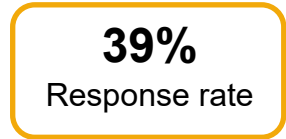
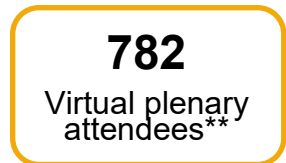
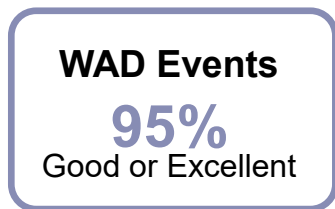
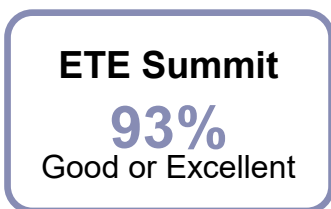


Notes: Respondents could select multiple response options. Other (please specify) included healthcare workers and managers of healthcare settings (n=12), local health department staff (n=8), and pharmaceutical/insurance/managed care plan staff (n=5)

Capital District and New York City were the locations that had the highest number of respondents



Both the ETE Summit and World AIDS Day events were rated highly by respondents



*Only in-person attendees received the survey
**Virtual attendees joined from 29 states, Canada, Germany, Sweden, India, and Mexico



Over 80% of respondents agreed both events were about the right length



Over 8 in 10 respondents found the **Poster Sessions** Somewhat or Very Helpful



All respondents agreed that the staff were **Helpful or Very Helpful**

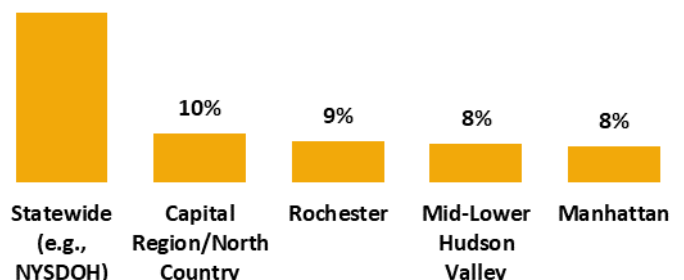


Both events were rated as **Very Organized** by over 80% of respondents



Respondents enjoyed attending this event in person and 90% agreed they would do so again

Respondents' work mostly impacts the whole state rather than specific regions



Note: Only the top five responses are shown

Most impactful parts of the events

Personal Experiences

“Hearing from people who have been living with HIV and their **struggles and accomplishments**”

“Highly enjoyed their stories and they provided a lot of **insight and considerations** for our work”

Peer Work

“The peer panel including **disparities in wages** earned by peers”

“Plenary sessions; especially **peers and thriving**”

Youth Panel

“The panels were very interesting specially the **young people living with HIV**”

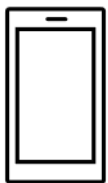
“The **youth voices** on living with HIV and those using PrEP”



AIDS Memorial Quiz

95%

Somewhat or Very Meaningful

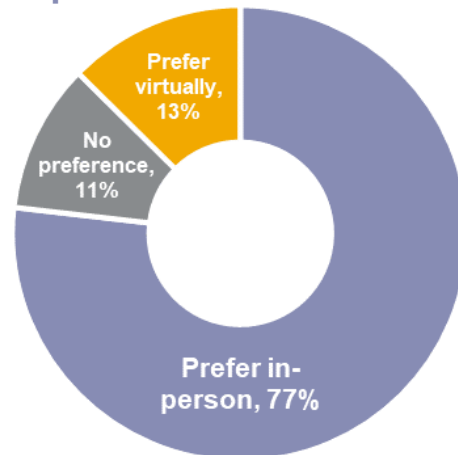


Swoogo App

95%

Satisfied or Very Satisfied

Over three-quarters responded that they would **somewhat or strongly prefer to attend in-person** in the future



Areas of opportunity for 2024

- Include more **interactive and engaging** plenaries and panels
- **Shorten** plenaries
- Increase engagement and attendance among **diverse community members** outside of the AIDS Institute and partner organizations



Department
of Health

AIDS
Institute

Contact: ete@health.ny.gov

Website: www.health.ny.gov/diseases/aids/ending_the_epidemic

Revised: May 7, 2024

Produced: The Office of Program Evaluation and Research