

---

NEW YORK STATE DEPARTMENT OF HEALTH

# Patient-Centered Medical Homes (PCMHs)

September 2013





## Report Overview

- This report provides a snapshot of Patient-Centered Medical Home (PCMH) growth in New York State.
- The report includes three sections:
  1. Changes in the number of PCMH-recognized providers.
  2. Changes in the number of Medicaid enrollees that receive care from PCMH-recognized providers.
  3. The amount spent by New York State Medicaid, through increased capitation or fee-for-service (FFS) PCMH 'add-ons' for qualifying visits, on PCMHs.
- This report is based on the most currently available data in each of the three sections. Section one contains provider information from September 2013. Section two contains enrollee information from June 2013. Section three contains financial data from September 2013.
- This report does not present programmatic results related to quality or satisfaction.

## The National Committee for Quality Assurance's Patient-Centered Medical Home

- The National Committee for Quality Assurance's (NCQA) PCMH is a recognition awarded to providers that meet a set of standards for improving primary care, including increased care coordination and access to care.
- Providers can be recognized as level 1, 2, or 3 (3 is the highest recognition) under the NCQA's 2008 standards, or the NCQA's more stringent 2011 standards.
- New York State Medicaid reimburses PCMH-recognized providers at a higher rate than non-PCMH recognized providers.  
[http://www.health.ny.gov/health\\_care/medicaid/program/update/2013/april13\\_mu.pdf](http://www.health.ny.gov/health_care/medicaid/program/update/2013/april13_mu.pdf)

# Executive Summary



- In September 2013, there were 4,631 providers\* in New York State recognized as PCMH providers by the NCQA.
  - 4,014 (87%) of these providers have achieved the highest (level 3) recognition.
- There are 3,487 (75%) providers recognized under the NCQA's 2008 standards and 1,144 (25%) providers recognized under the NCQA's more stringent 2011 standards.
- As of June 2013, 40% of Medicaid Managed Care (MMC) members were assigned to a PCMH-recognized Primary Care Provider (PCP).
- From January 2013 to June 2013, over 76,000 fee-for-service (FFS) Medicaid enrollees had a qualifying visit (a visit that resulted in an 'add-on' payment) with a PCMH-recognized provider.
- About \$60 million was paid to PCMH-recognized providers via increased capitation payments by MMC from January 2013 to September 2013.
- About \$3.4 million was paid to PCMH-recognized providers via medical home 'add-ons' by Medicaid FFS from January 2013 to September 2013.

\*Providers include the following credentials: Medical Doctor (MD), Doctor of Osteopathy (DO), Nurse Practitioner (NP), Family Nurse Practitioner (FNP), Acute Care Nurse Practitioner (ACNP), Certified Registered Nurse Practitioner (CRNP), Adult Nurse Practitioner (ANP), Pediatric Nurse Practitioner (PNP), and Physician Assistant (PA).

# Section 1: Provider Information

The most recently available data for this section is: July 2013-September 2013.

Figure 1a shows the number of distinct PCMH-recognized providers in New York State by NCQA recognition level\* (total = 4,631).

Nearly 4,000 (86%) of these providers are PCPs\*\* that participate with MMC plans.

**Figure 1a: PCMH-Recognized Provider Count by Recognition Level**

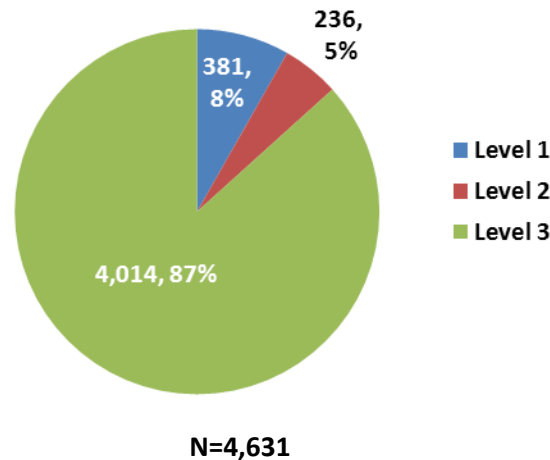
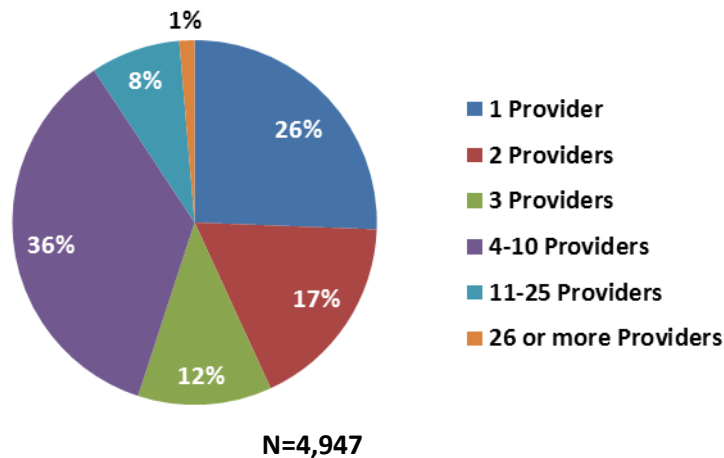


Figure 1b shows the percentage of PCMH-recognized practices by practice size. Practices with 4-10 providers make up the largest proportion of PCMH-recognized practices.

There are 4,947 unique provider-location combinations.

**Figure 1b: PCMH-Recognized Practices by Size**



\*New York State Medicaid stopped providing PCMH 'add-ons' to all level 1 PCMH-recognized providers (effective 1/1/2013) and 2008 standard level 2 PCMH-recognized providers (effective 7/1/2013) even though these providers are still recognized by the NCQA.

\*\*PCPs include MDs, DOs, and CNPs that have a primary or secondary specialty in family practice, general practice, pediatrics, or internal medicine.

The data in Figure 1a and 1b was derived from the most recently available NCQA recognized provider lists (for this report: September 2013).

## Section 1: Provider Information (continued)

Figure 1c shows changes to the number of PCMH-recognized providers by NCQA recognition level from April 2013 to September 2013.

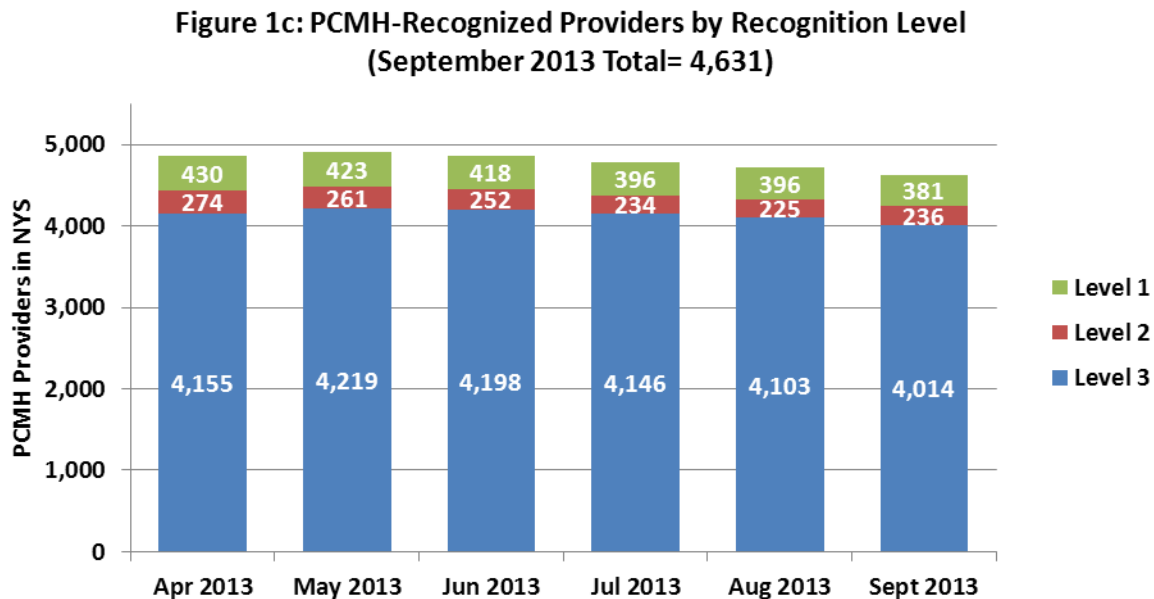


Figure 2 shows the number of PCMH-recognized providers that are recognized as medical homes under NCQA's 2008 standards vs. those recognized under NCQA's 2011 standards.\*

**Figure 2: PCMH-Recognized Providers: 2008 Standards vs. 2011 Standards  
(Statewide Only)\*\***

	Apr 2013	May 2013	Jun 2013	Jul 2013	Aug 2013	Sept 2013
<b>2008 Standard</b>	4,102 (84%)	4,072 (83%)	3,945 (81%)	3,773 (79%)	3,694 (78%)	3,487 (75%)
<b>2011 Standard</b>	757 (16%)	831 (17%)	923 (19%)	1,003 (21%)	1,030 (22%)	1,144 (25%)
<b>Total</b>	4,859	4,903	4,868	4,776	4,724	4,631

\* The 2011 standards build on 2008 standards, and are better aligned with new health information technology criteria. Providers working in two locations with different medical home recognition standards in each location are counted in the 2011 bucket. A comparison of the two programs is available on the NCQA's website at: <http://www.ncqa.org/Portals/0/Programs/Recognition/PPC-PCMH%202008%20vs%20PCMH%202011Crosswalk%20FINAL.pdf>

The data in Figure 1c and Figure 2 was derived from the most recently available NCQA recognized provider lists (for this report: September 2013).

## Section 1: Provider Information (continued)

Figure 3 illustrates the number of PCMH-recognized providers in the statewide program from September 2012 to September 2013.

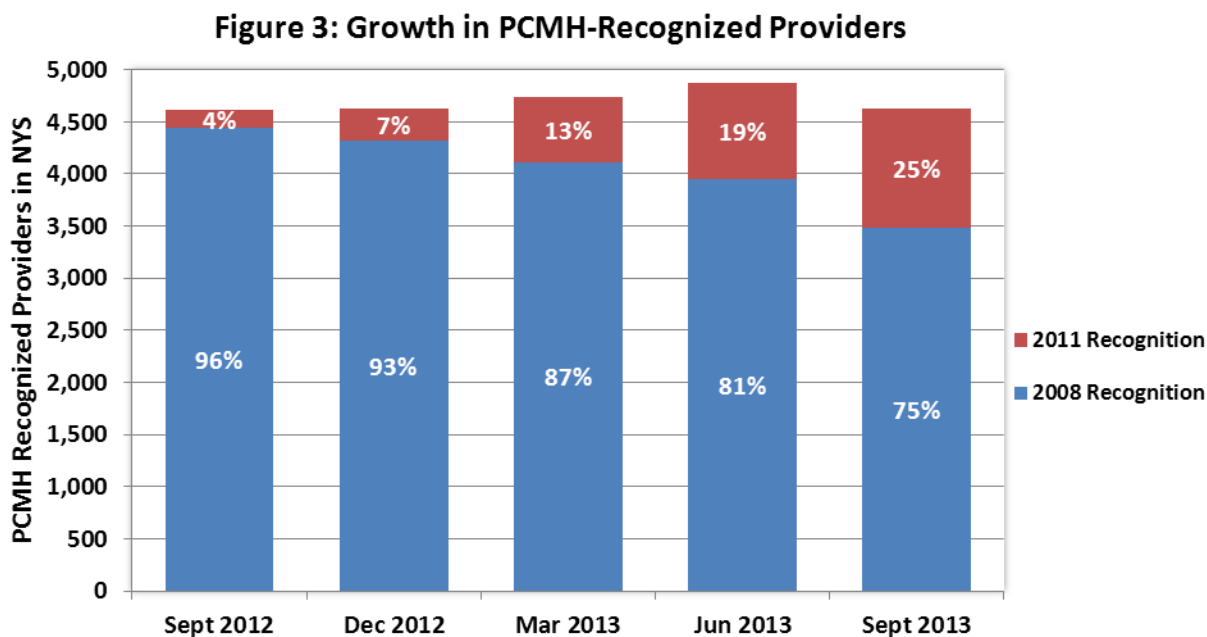


Figure 4 shows the proportion of PCMH-recognized PCPs that participate with MMC. There are 3,920 (25%) PCPs recognized as medical home providers.

Figure 4: Proportion of all PCPs in MMC that are PCMH-Recognized	
PCPs on PCP Roster File: June 2013	15,915
PCPs on Roster File that are PCMHs: June 2013	3,920

The data in Figure 3 was derived from the most recently available NCQA recognized provider lists (for this report: September 2013).

Figure 4 uses June 2013 panel data (a roster of Medicaid enrollees and the providers they are assigned to) and the most recently available NCQA recognized provider list (for this report: September 2013)

## Section 2: Enrollee Information

The most recently available data for this section is: April 2013-June 2013.

As of June 2013, 40% of the MMC enrollees in the state are assigned to PCMH-recognized providers. Figure 5 shows the number of MMC enrollees assigned to PCMH-recognized PCPs, by level, as of June 2013.

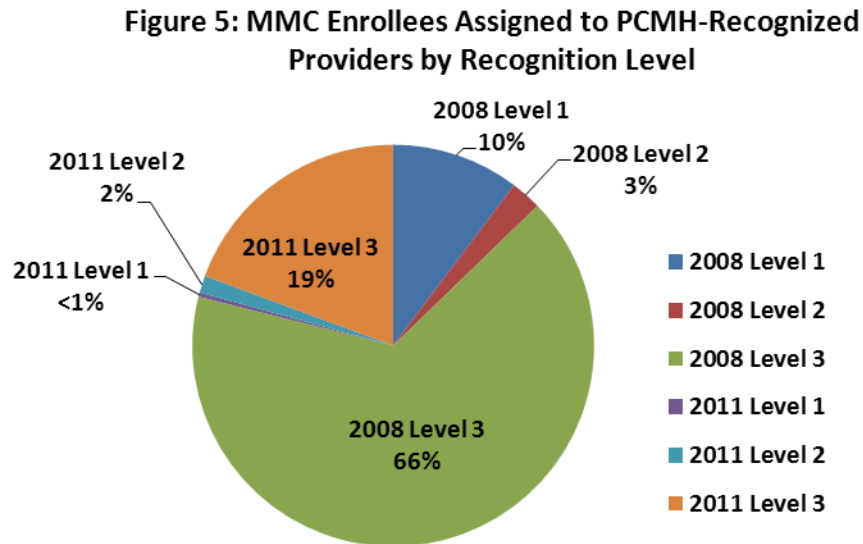


Figure 6 shows the number of MMC enrollees assigned to PCMH-recognized PCPs from June 2012 to June 2013.

**Figure 6: Growth in MMC Enrollees Assigned to PCMH-Recognized PCPs**

	Jun 2012	Sept 2012	Dec 2012	Mar 2013	Jun 2013
<b>Total MMC in PCMHs</b>	1,366,087	1,450,466	1,517,730	1,549,220	1,439,034
<b>Total MMC not in PCMHs</b>	2,094,513	2,001,478	2,094,726	2,090,416	2,133,506
<b>Combined Total</b>	3,460,600	3,451,944	3,612,456	3,639,636	3,572,540
<b>Penetration Rate</b>	39%	42%	42%	43%	40%

Figure 5 and 6 use plan-reported panel data (a roster of Medicaid enrollees and the providers they are assigned to) (for this report: June 2013) and the NCQA recognized provider lists (for this report: September 2013). Providers recognized at any point during this time were included in the count of PCMH-recognized providers.

## Section 2: Enrollee Information (continued)

Figure 7 shows select demographics of MMC enrollees assigned to PCMH-recognized PCPs.

**Figure 7: Demographics**

Demographic Category		MMC Enrollees Assigned to PCMH-Recognized Providers	All MMC Enrollees
<b>Location</b>	<b>New York City</b>	68%	65%
	<b>Rest of State</b>	32%	35%
<b>Race</b>	<b>Black</b>	25%	21%
	<b>White</b>	23%	27%
	<b>Asian</b>	9%	13%
	<b>Hispanic</b>	37%	32%
	<b>Other</b>	6%	7%
<b>Aid Category</b>	<b>Family Health Plus</b>	9%	11%
	<b>Safety Net</b>	20%	21%
	<b>Supplemental Security Income</b>	10%	10%
	<b>Temporary Assistance for Needy Families</b>	56%	54%
	<b>Other</b>	5%	4%
<b>Age</b>	<b>0-20</b>	49%	48%
	<b>21-54</b>	42%	42%
	<b>55-64</b>	8%	8%
	<b>65-74</b>	1%	1%
	<b>75+</b>	<1%	<1%
<b>Gender</b>	<b>Male</b>	44%	45%
	<b>Female</b>	56%	55%

**Medicaid Fee-for-Service (FFS):** There were 76,210\* unique Medicaid FFS enrollees that had a qualifying visit (visits triggering an add-on payment) with PCMH-recognized providers in New York State from January 2013 through June 2013.

\*Counts include both the Adirondack Region PCMH program and the Statewide PCMH program.

Demographic data presented in Figure 7 is based on enrollee data (for this report: June 2013).



## Section 3: Fiscal Information

The most recently available data for this section is: July 2013-September 2013.

The figures in this section include the amounts paid as increased capitation payments and medical-home 'add ons' by MMC and FFS Medicaid. These figures exclude amounts paid through the [Adirondack Region Medical Home Pilot](#) (ADK).

Figure 8 shows the amount spent on PCMH-recognized providers via increased capitation payments by MMC and Family Health Plus (FHP) from January 2013 to September 2013.

Figure 8: MMC/FHP Medical Home Spending Jan 2013 - Sept 2013	
<b>Level 1</b>	<b>\$ -</b>
<b>Level 2</b>	<b>\$ 1,495,552</b>
<b>Level 3</b>	<b>\$ 58,918,097</b>
<b>Total</b>	<b>\$ 60,413,649</b>

Figure 9 shows the amount FFS Medicaid spent on 'add-ons' for PCMH-recognized providers from January 2013 to September 2013.

Figure 9: PCMH add-ons by level for Statewide FFS Jan 2013 - Sept 2013	
<b>Level 1</b>	<b>\$ -</b>
<b>Level 2</b>	<b>\$ 253,830</b>
<b>Level 3</b>	<b>\$ 3,166,964</b>
<b>Total</b>	<b>\$ 3,420,794</b>

The amounts in Figure 8 reflect the capitation that managed care plans paid to PCMH-recognized providers and were derived from Medicaid Managed Care Operating Reports (MMCOR) (for this report: March 2013, June 2013, and September 2013).

The amounts in Figure 9 were derived from claims data from January 2013 to September 2013.

# Important Links

**About NCQA's Patient-Centered Medical Home Recognition**

<http://www.ncqa.org/Programs/Recognition/PatientCenteredMedicalHomePCMH.aspx>

**Joint Principles of the Patient-Centered Medical Home**

<http://www.medicalhomeinfo.org/downloads/pdfs/jointstatement.pdf>

**Comparison of the NCQA's 2008 and 2011 Programs**

<http://www.ncqa.org/Portals/0/Programs/Recognition/PPC-PCMH%202008%20vs%20PCMH%202011Crosswalk%20FINAL.pdf>

**Previous PCMH Quarterly Reports**

[http://www.health.ny.gov/health\\_care/medicaid/redesign/pcmh.htm](http://www.health.ny.gov/health_care/medicaid/redesign/pcmh.htm)

**Information on Level 1 NCQA Recognition Payments Ending**

[http://www.health.ny.gov/health\\_care/medicaid/program/update/2012/oct12mu.pdf](http://www.health.ny.gov/health_care/medicaid/program/update/2012/oct12mu.pdf)

**Information on 2008 Level 2 NCQA Recognition Payments Ending**

[http://www.health.ny.gov/health\\_care/medicaid/program/update/2013/april13\\_mu.pdf](http://www.health.ny.gov/health_care/medicaid/program/update/2013/april13_mu.pdf)

**Questions? Contact the Office of Quality and Patient Safety, NYSDOH, via e-mail at:**

[pcmh@health.state.ny.us](mailto:pcmh@health.state.ny.us)